



Ready for
Every Good Work

SACRED HEART COLLEGE (AUTONOMOUS)

Tirupattur – 635 601, Tamil Nadu, S.India

Resi : (04179) 220103

College : (04179) 220553

Fax : (04179) 226423

A Don Bosco Institution of Higher Education, Founded in 1951 * Affiliated to Thiruvalluvar University, Vellore * Autonomous since 1987

Accredited by NAAC (4th Cycle – under RAF) with CGPA of 3.31 / 4 at 'A+' Grade

PG & Research Department of Management Studies

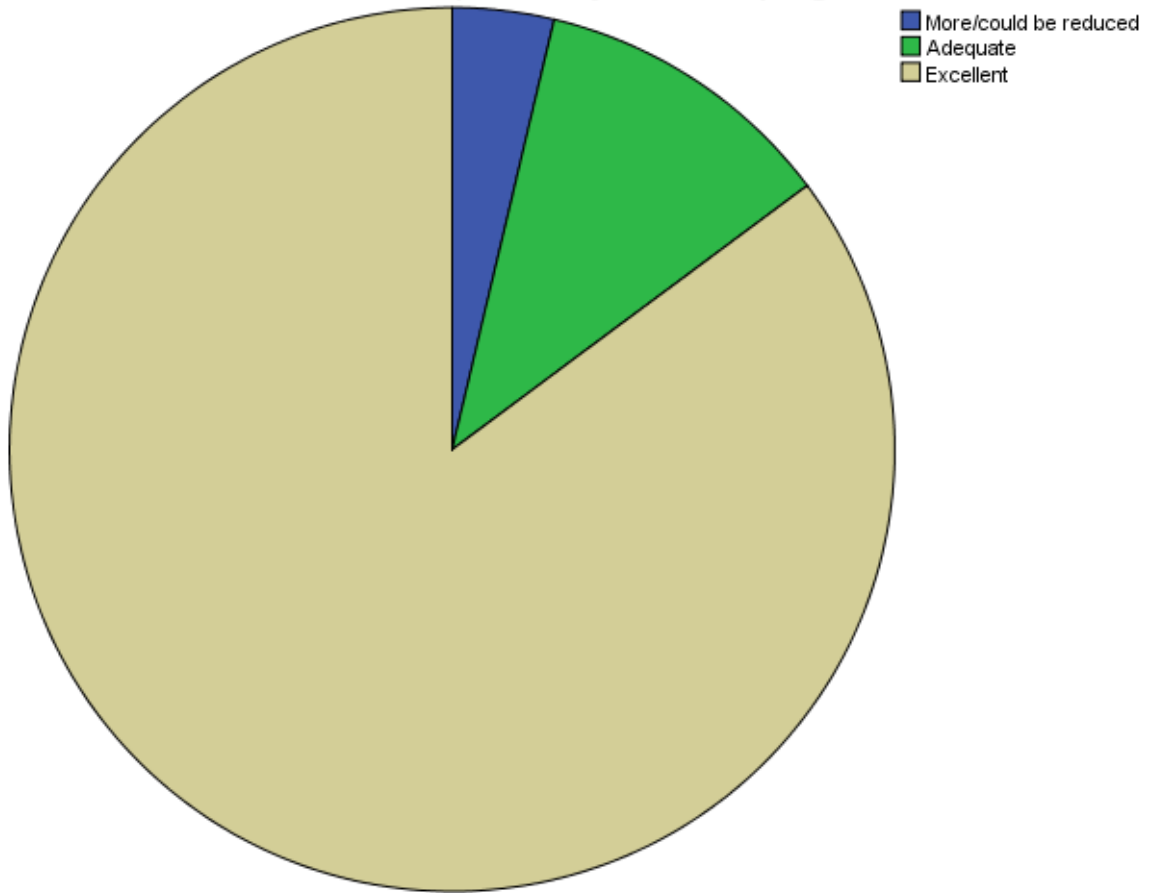
Sacred Heart College, (Autonomous), Tirupattur

Course / Curriculum –Alumni Feedback 2021-2022

Course Paper or Subjects in MBA program

	Frequency	Percent	Valid Percent	Cumulative Percent
Valid More/could be reduced	2	3.7	3.7	3.7
Adequate	6	11.1	11.1	14.8
Excellent	46	85.2	85.2	100.0
Total	54	100.0	100.0	

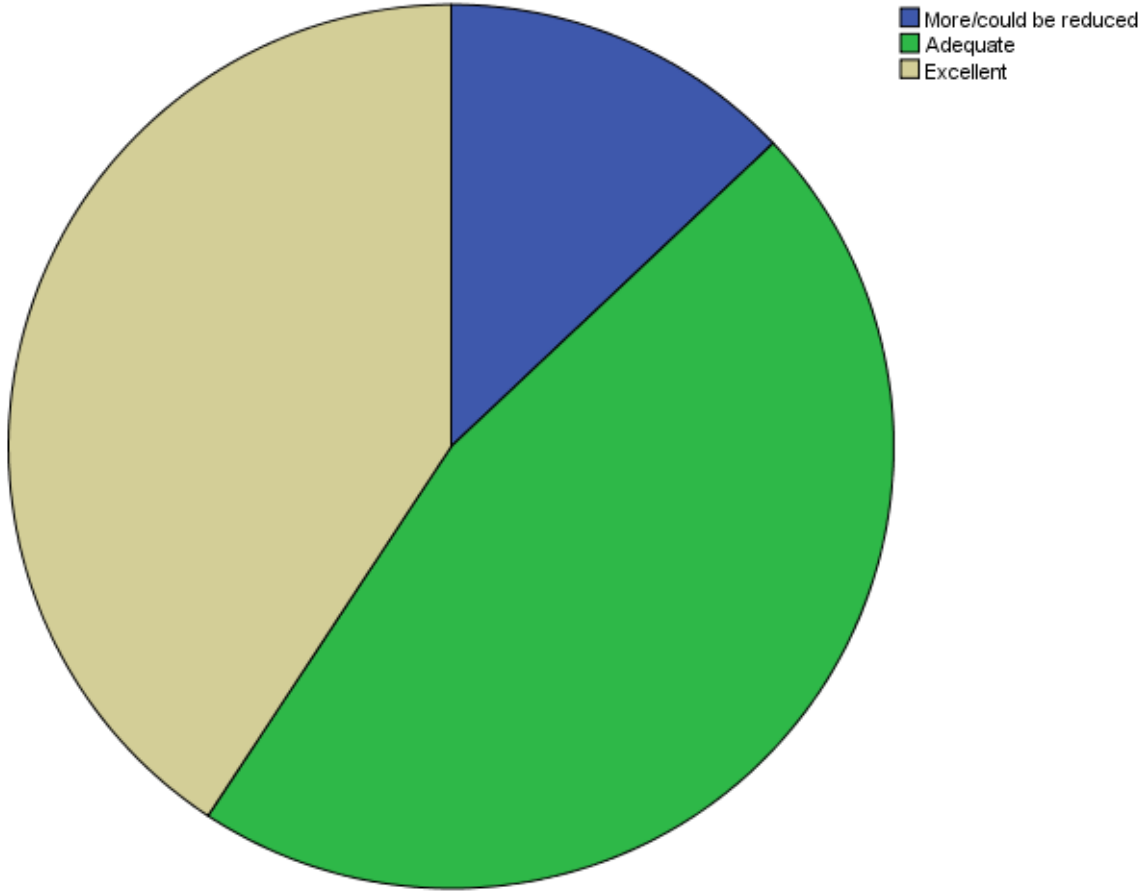
Course Paper or Subjects in MBA program



Content of the course

	Frequency	Percent	Valid Percent	Cumulative Percent
Valid More/could be reduced	7	13.0	13.0	13.0
Adequate	25	46.3	46.3	59.3
Excellent	22	40.7	40.7	100.0
Total	54	100.0	100.0	

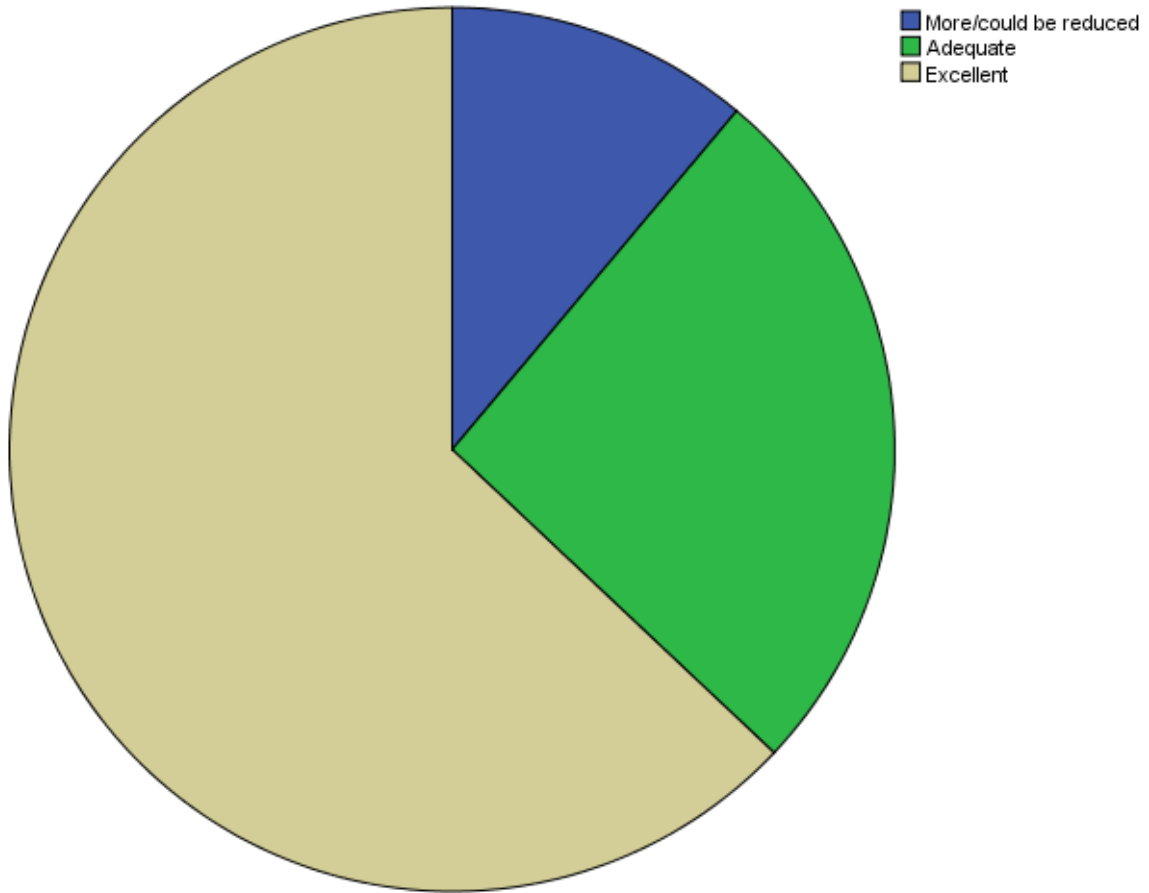
Contentofthecourse



Relevance of the course

	Frequency	Percent	Valid Percent	Cumulative Percent
Valid More/could be reduced	6	11.1	11.1	11.1
Adequate	14	25.9	25.9	37.0
Excellent	34	63.0	63.0	100.0
Total	54	100.0	100.0	

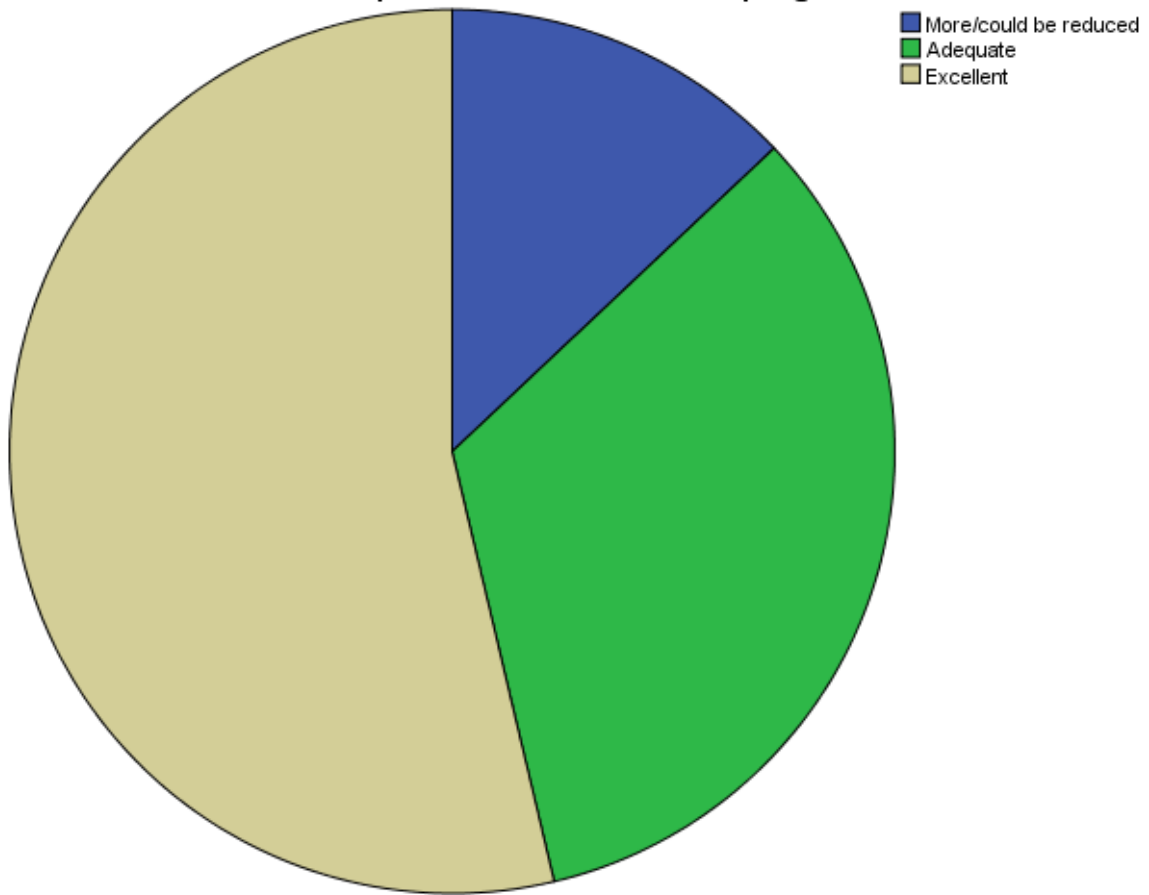
Relevanceofthecourse



Sequence of the courses in the program

	Frequency	Percent	Valid Percent	Cumulative Percent
Valid More/could be reduced	7	13.0	13.0	13.0
Adequate	18	33.3	33.3	46.3
Excellent	29	53.7	53.7	100.0
Total	54	100.0	100.0	

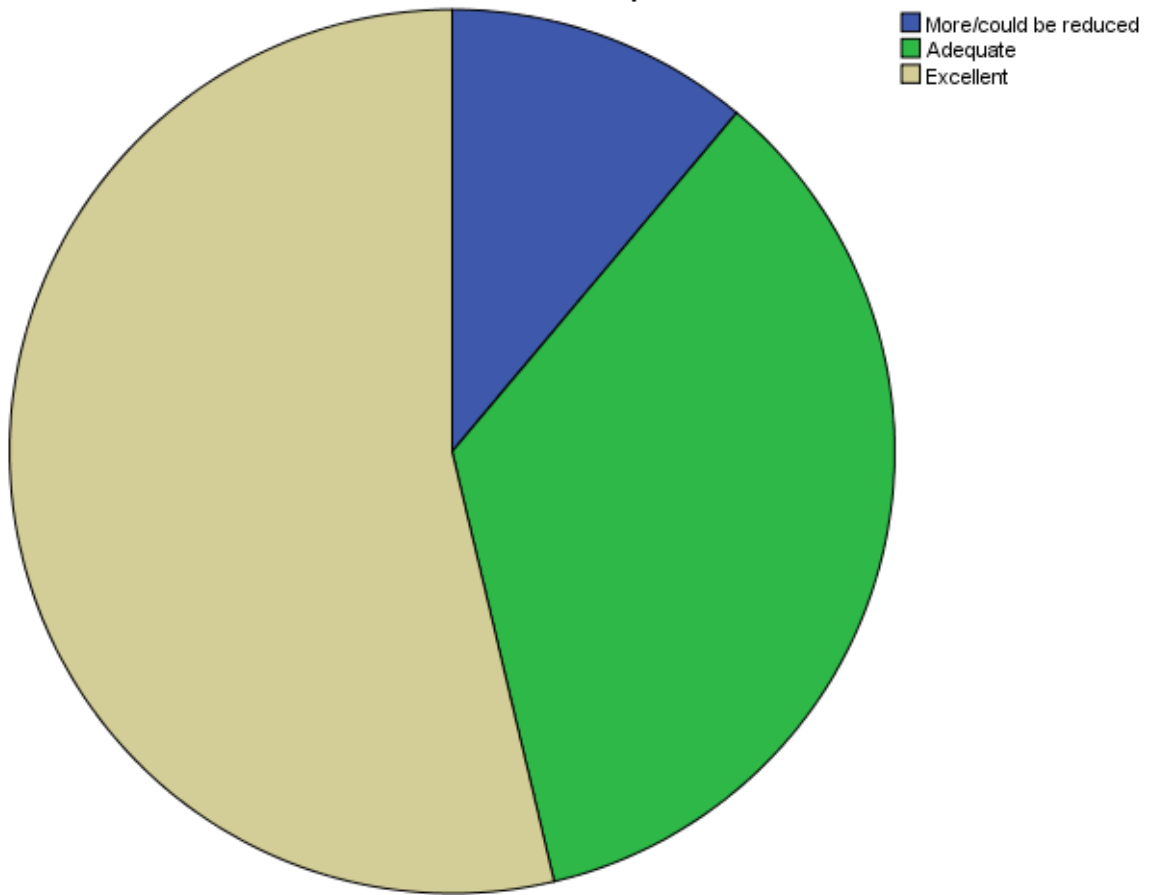
Sequenceofthecoursesintheprogram



Inclusion of new current topics in the curriculum

	Frequency	Percent	Valid Percent	Cumulative Percent
Valid More/could be reduced	6	11.1	11.1	11.1
Adequate	19	35.2	35.2	46.3
Excellent	29	53.7	53.7	100.0
Total	54	100.0	100.0	

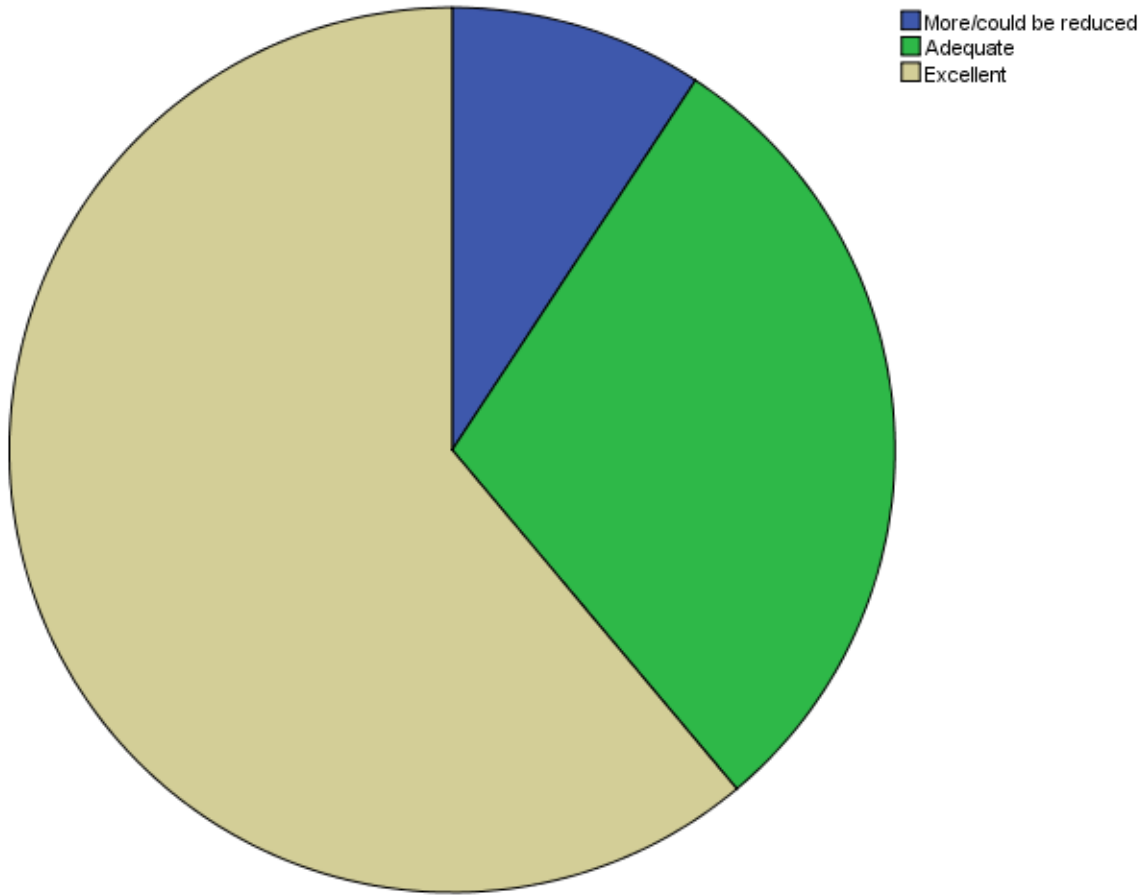
Inclusion of new current topics in the curriculum



Importance given to usage of library

	Frequency	Percent	Valid Percent	Cumulative Percent
Valid More/could be reduced	5	9.3	9.3	9.3
Adequate	16	29.6	29.6	38.9
Excellent	33	61.1	61.1	100.0
Total	54	100.0	100.0	

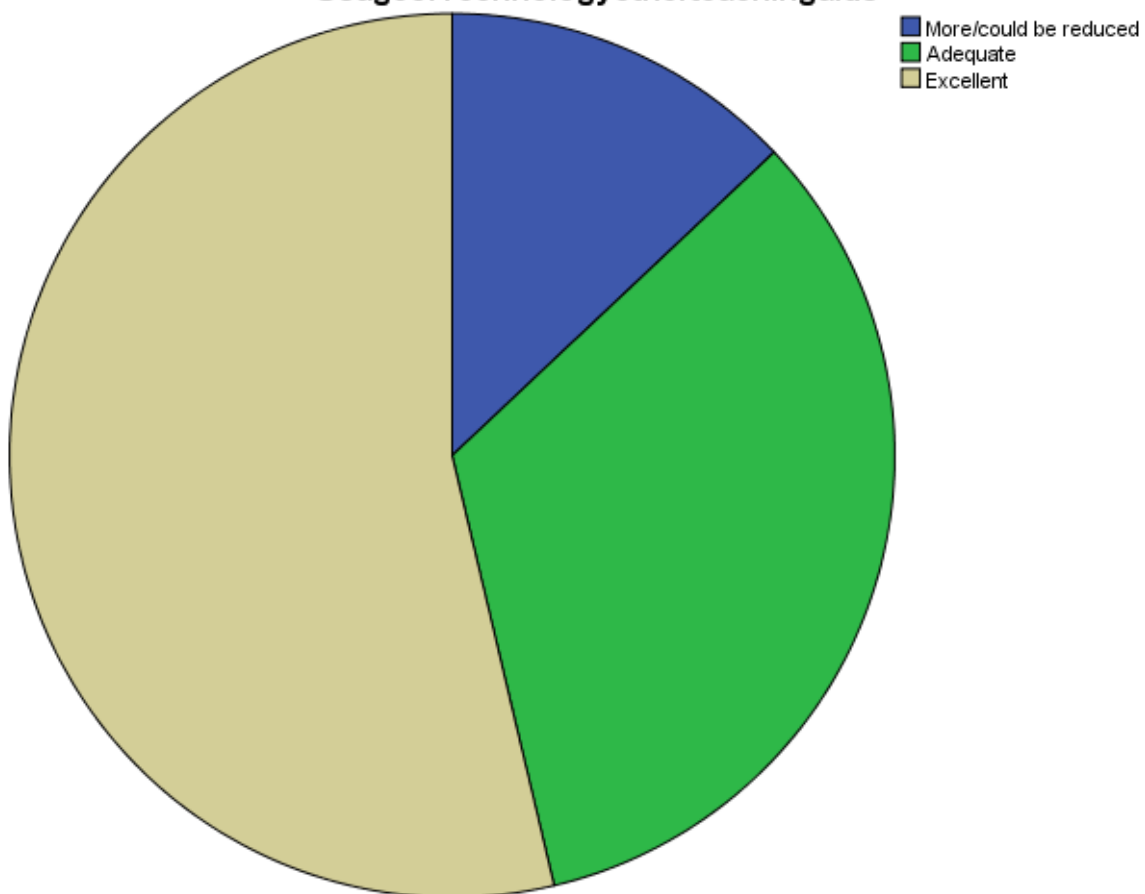
Importance given to usage of library



Usage of Technology other teaching aids

	Frequency	Percent	Valid Percent	Cumulative Percent
Valid More/could be reduced	7	13.0	13.0	13.0
Adequate	18	33.3	33.3	46.3
Excellent	29	53.7	53.7	100.0
Total	54	100.0	100.0	

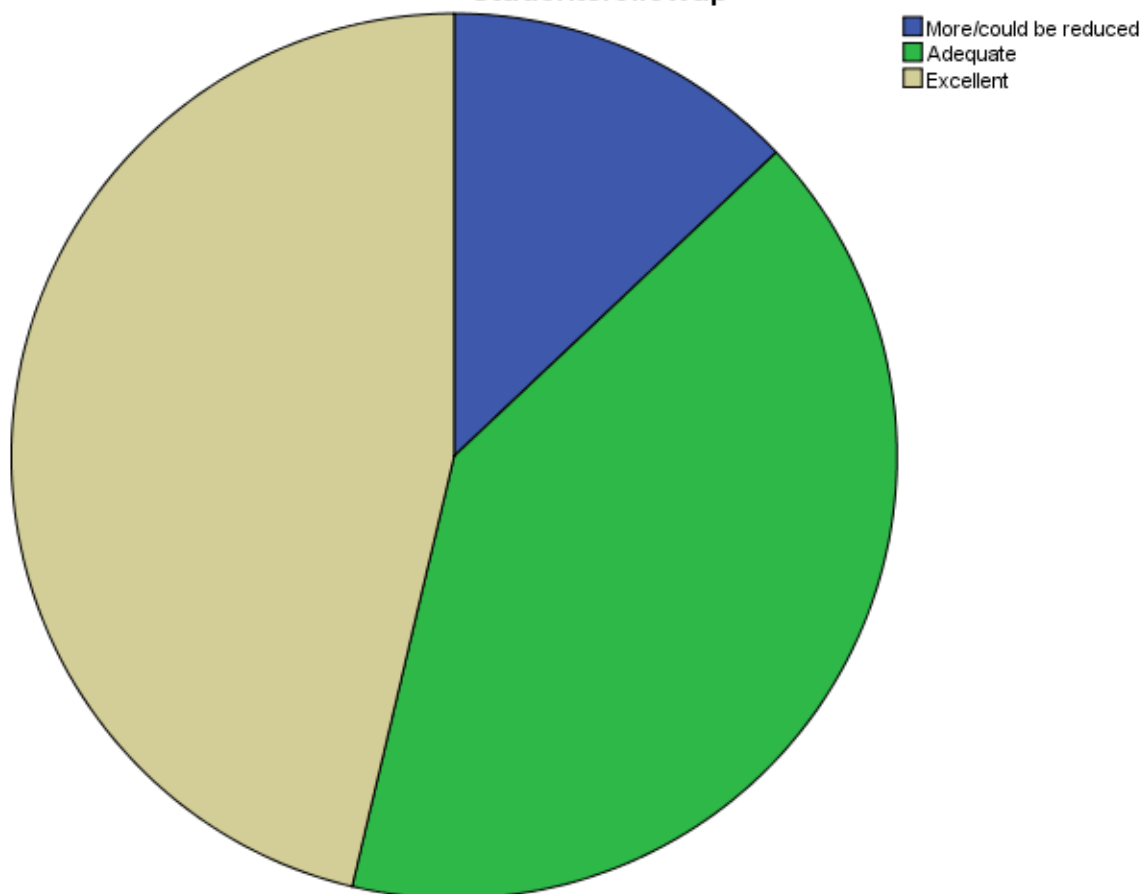
Usage of Technology other teaching aids



Students follow up

	Frequency	Percent	Valid Percent	Cumulative Percent
Valid More/could be reduced	7	13.0	13.0	13.0
Adequate	22	40.7	40.7	53.7
Excellent	25	46.3	46.3	100.0
Total	54	100.0	100.0	

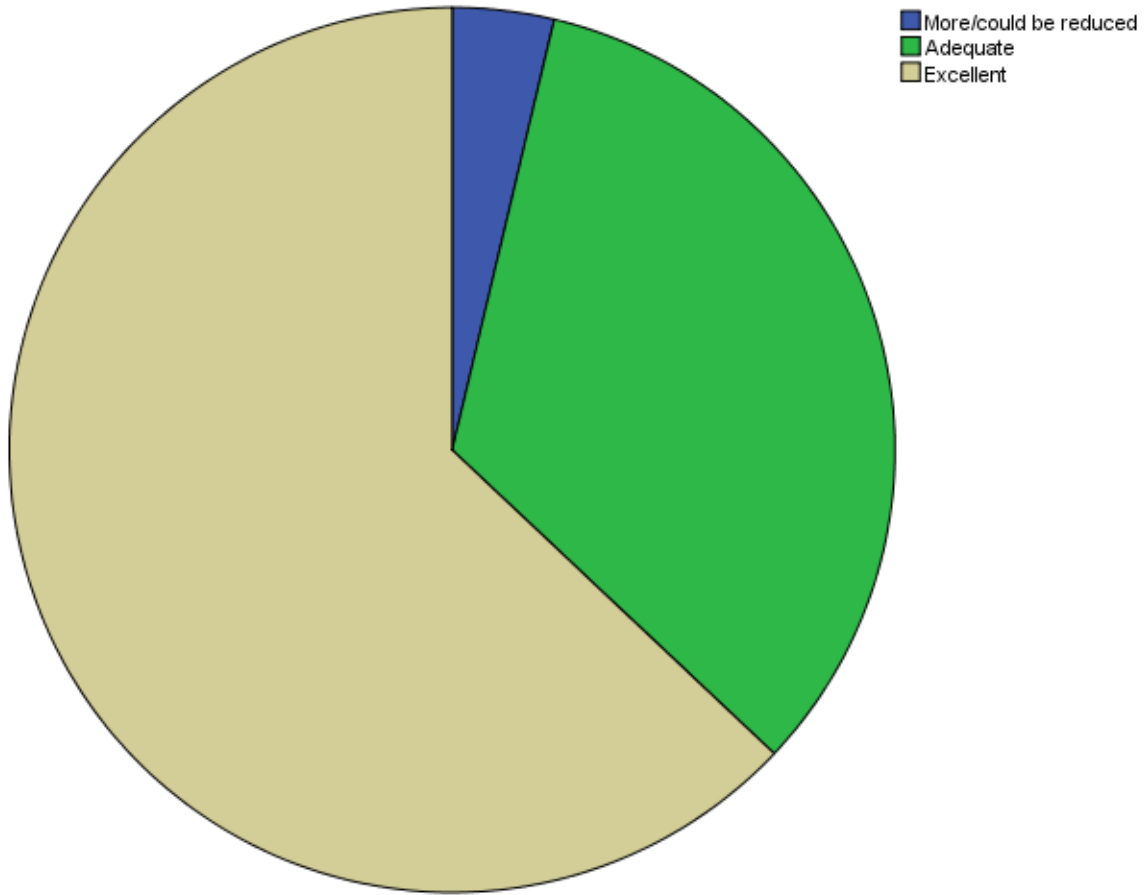
Studentsfollowup



Importance given for Punctuality Discipline Regularity Systematic Work

	Frequency	Percent	Valid Percent	Cumulative Percent
Valid More/could be reduced	2	3.7	3.7	3.7
Adequate	18	33.3	33.3	37.0
Excellent	34	63.0	63.0	100.0
Total	54	100.0	100.0	

Importance given for Punctuality Discipline Regularity Systematic Work



Importance given for the development of problem solving skills

	Frequency	Percent	Valid Percent	Cumulative Percent
Valid More/could be reduced	1	1.9	1.9	1.9
Adequate	9	16.7	16.7	18.5
Excellent	44	81.5	81.5	100.0
Total	54	100.0	100.0	

Importance given for the development of problem solving skills

