



Ready for
Every Good Work

SACRED HEART COLLEGE (AUTONOMOUS)

Tirupattur – 635 601, Tamil Nadu, S.India

Resi : (04179) 220103

College : (04179) 220553

Fax : (04179) 226423

A Don Bosco Institution of Higher Education, Founded in 1951 * Affiliated to Thiruvalluvar University, Vellore * Autonomous since 1987

Accredited by NAAC (4th Cycle – under RAF) with CGPA of 3.31 / 4 at 'A+' Grade

PG & Research Department of Management Studies

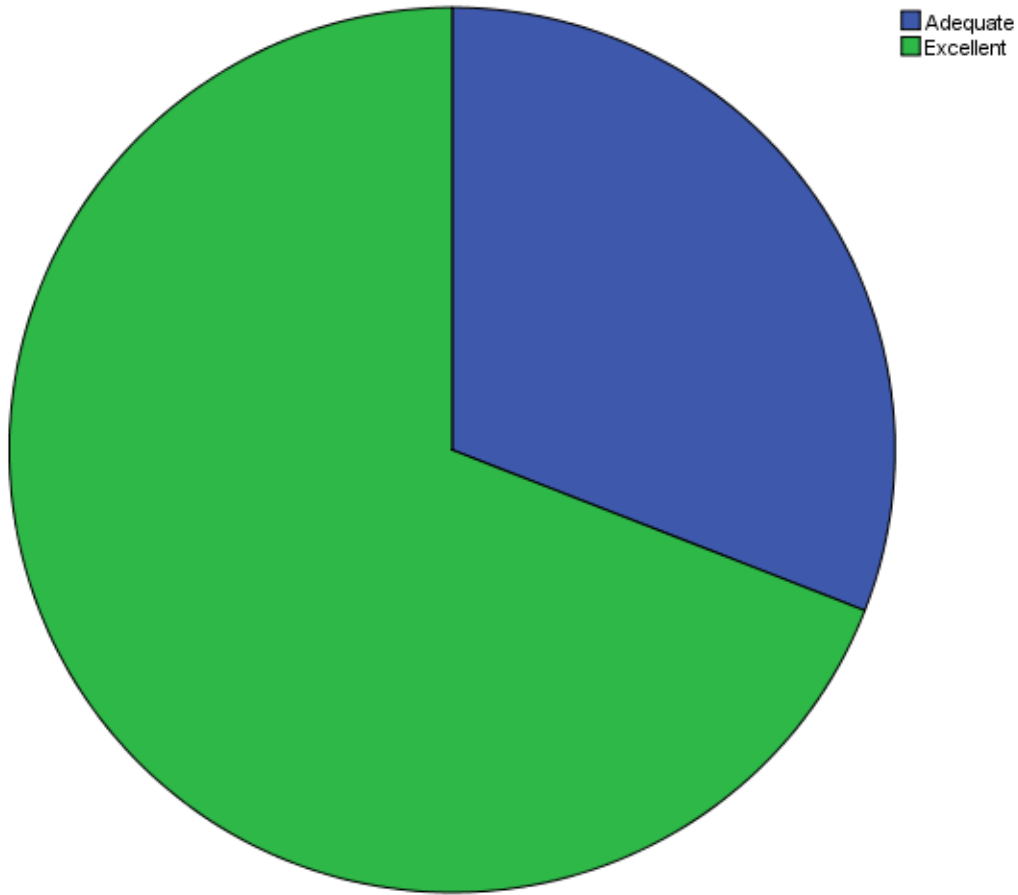
Sacred Heart College, (Autonomous), Tirupattur

Course / Curriculum –Alumni Feedback 2020-2021

Course Paper or Subjects in MBA program

	Frequency	Percent	Valid Percent	Cumulative Percent
Valid Adequate	17	30.9	30.9	30.9
Excellent	38	69.1	69.1	100.0
Total	55	100.0	100.0	

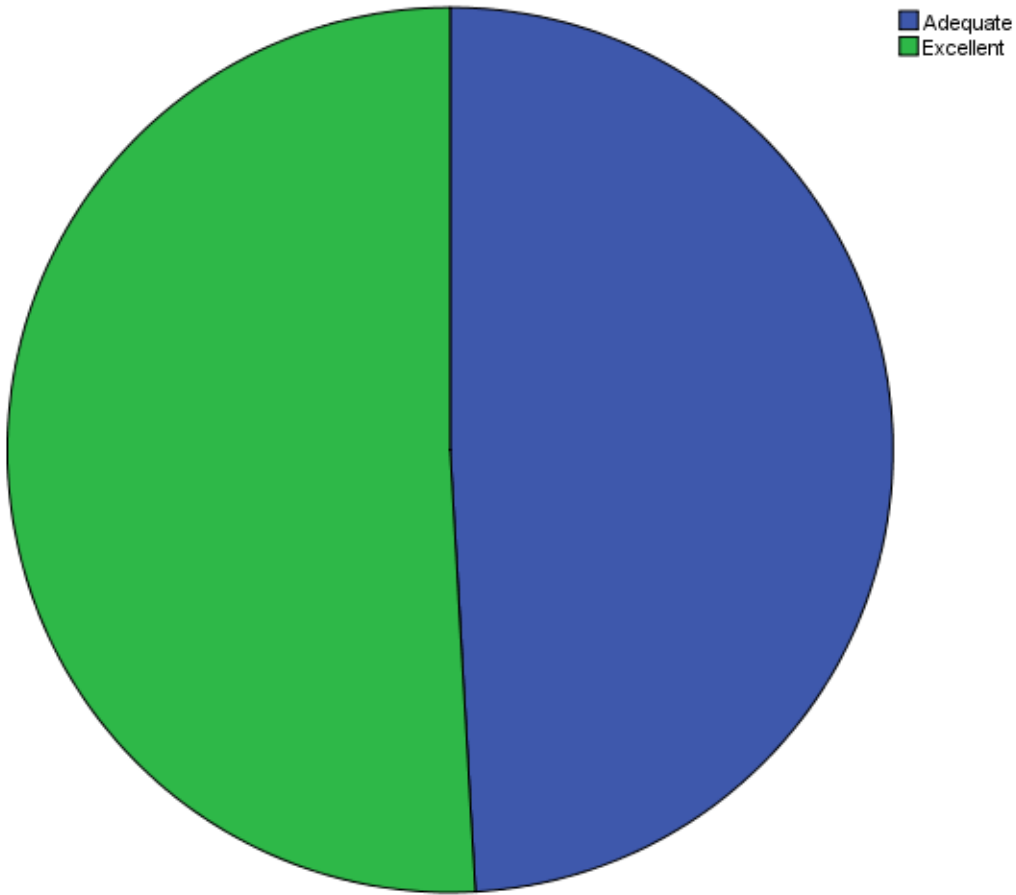
CoursePaperorSubjectsinMBAprogram



Content of the course

		Frequency	Percent	Valid Percent	Cumulative Percent
Valid	Adequate	27	49.1	49.1	49.1
	Excellent	28	50.9	50.9	100.0
	Total	55	100.0	100.0	

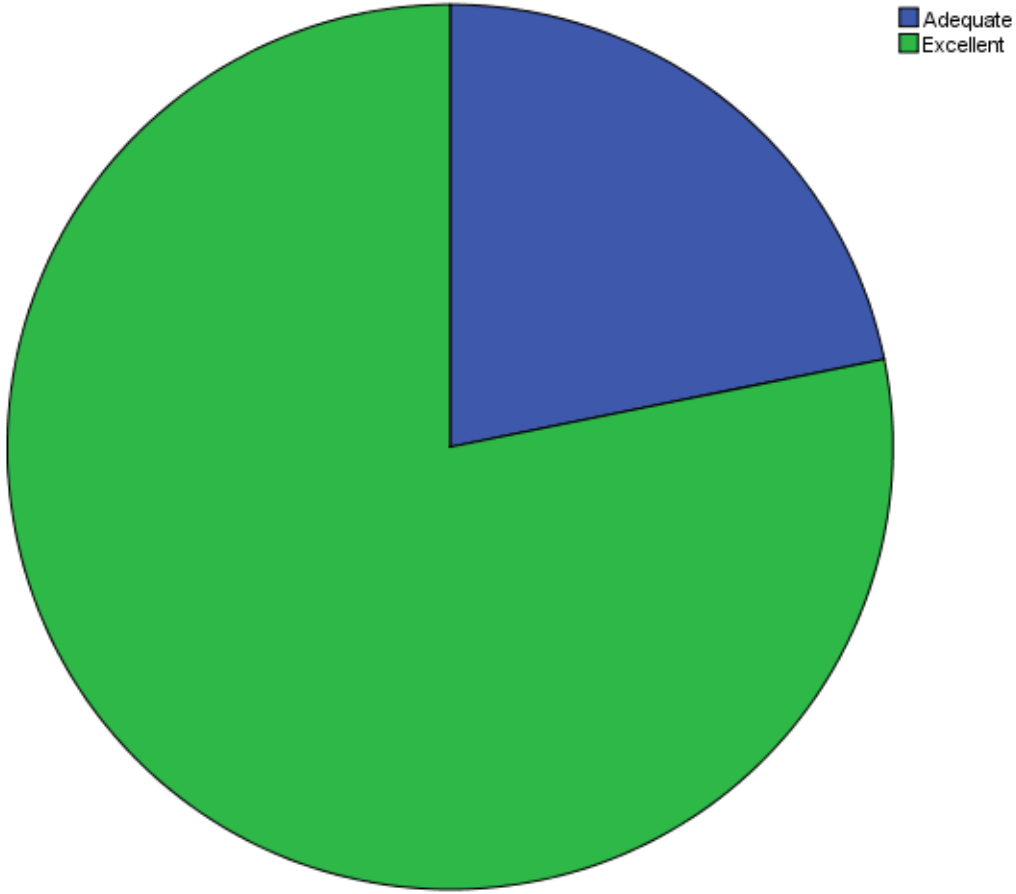
Contentofthecourse



Relevance of the course

		Frequency	Percent	Valid Percent	Cumulative Percent
Valid	Adequate	12	21.8	21.8	21.8
	Excellent	43	78.2	78.2	100.0
	Total	55	100.0	100.0	

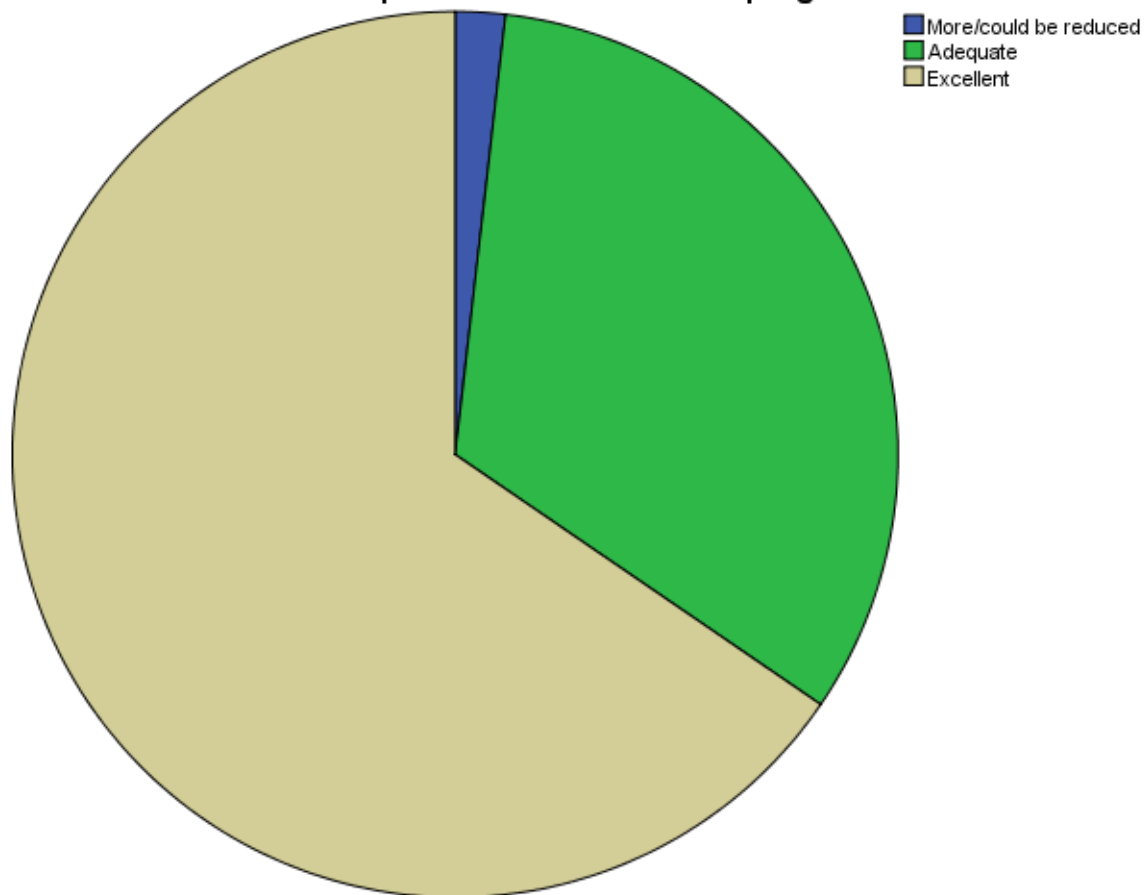
Relevanceofthecourse



Sequence of the courses in the program

	Frequency	Percent	Valid Percent	Cumulative Percent
Valid More/could be reduced	1	1.8	1.8	1.8
Adequate	18	32.7	32.7	34.5
Excellent	36	65.5	65.5	100.0
Total	55	100.0	100.0	

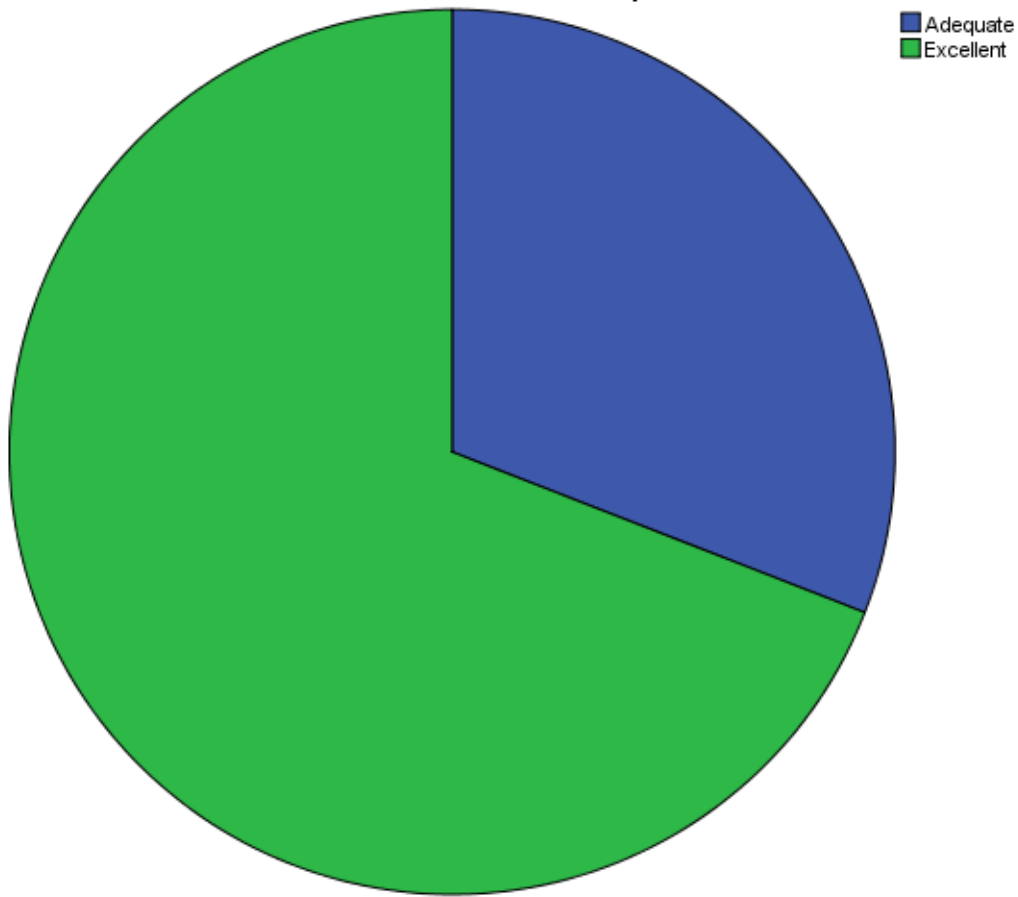
Sequenceofthecoursesintheprogram



Inclusion of new current topics in the curriculum

		Frequency	Percent	Valid Percent	Cumulative Percent
Valid	Adequate	17	30.9	30.9	30.9
	Excellent	38	69.1	69.1	100.0
	Total	55	100.0	100.0	

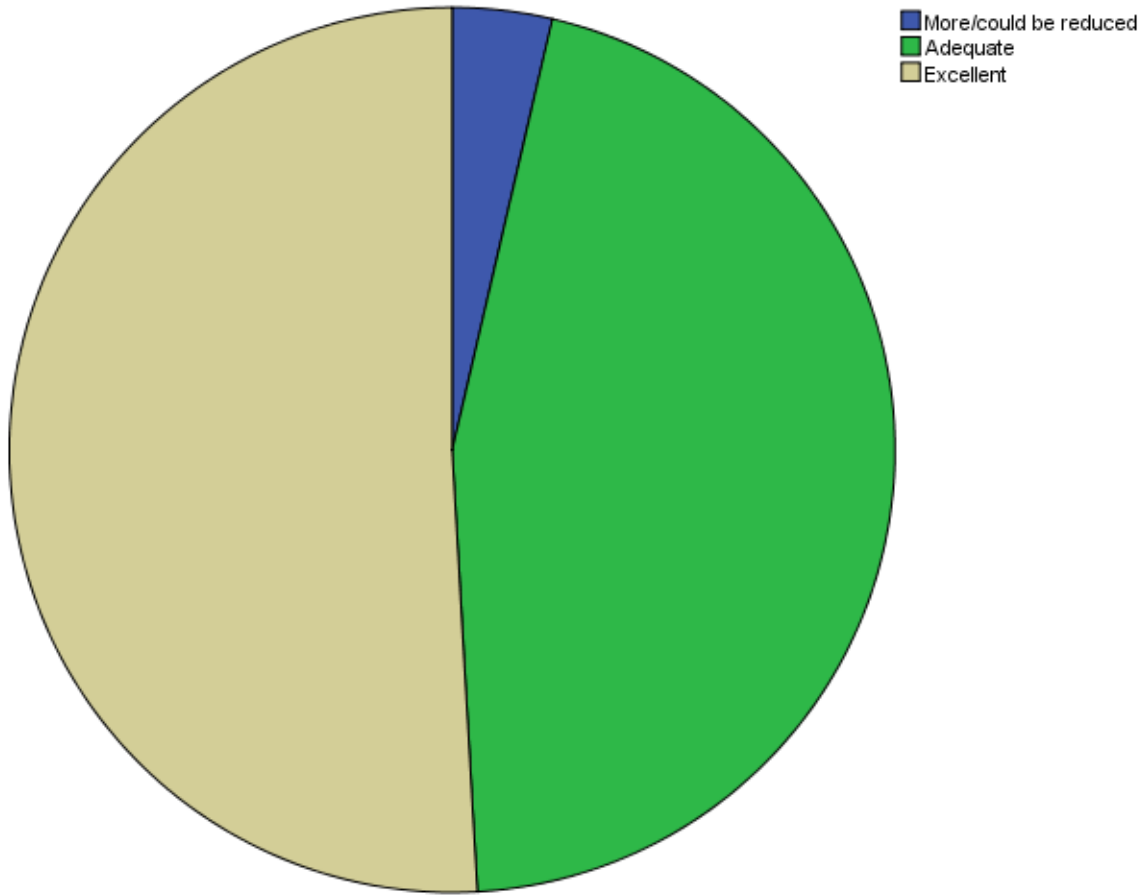
Inclusion of new current topics in the curriculum



Importance given to usage of library

	Frequency	Percent	Valid Percent	Cumulative Percent
Valid More/could be reduced	2	3.6	3.6	3.6
Adequate	25	45.5	45.5	49.1
Excellent	28	50.9	50.9	100.0
Total	55	100.0	100.0	

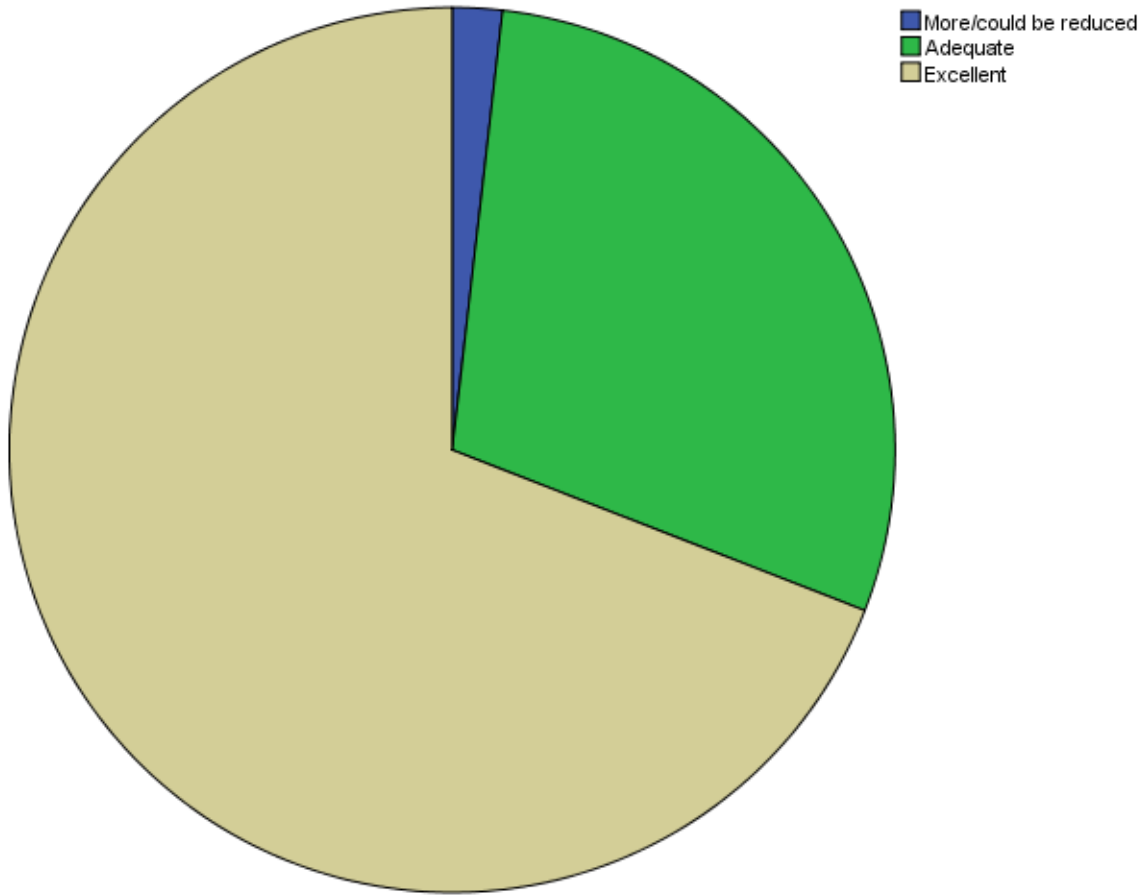
Importance given to usage of library



Usage of Technology other teaching aids

	Frequency	Percent	Valid Percent	Cumulative Percent
Valid More/could be reduced	1	1.8	1.8	1.8
Adequate	16	29.1	29.1	30.9
Excellent	38	69.1	69.1	100.0
Total	55	100.0	100.0	

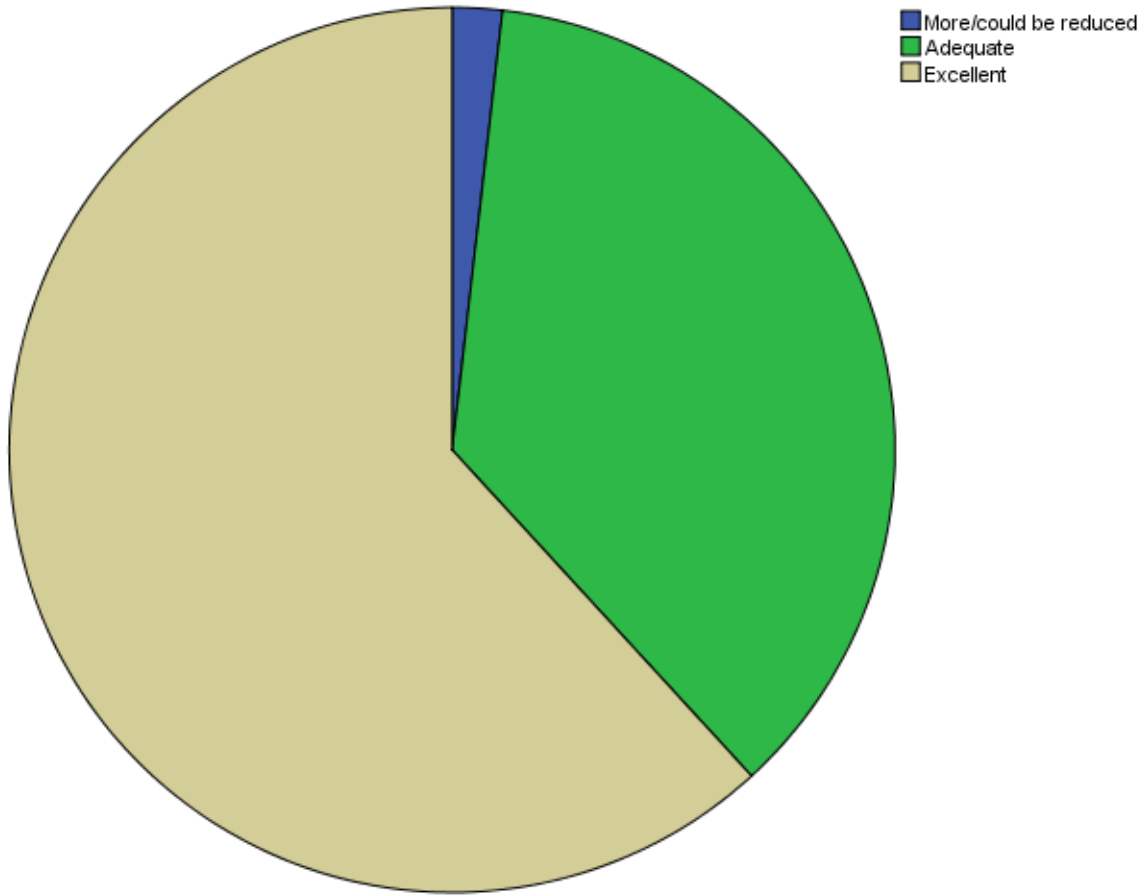
Usage of Technology to the teaching aids



Students follow up

	Frequency	Percent	Valid Percent	Cumulative Percent
Valid More/could be reduced	1	1.8	1.8	1.8
Adequate	20	36.4	36.4	38.2
Excellent	34	61.8	61.8	100.0
Total	55	100.0	100.0	

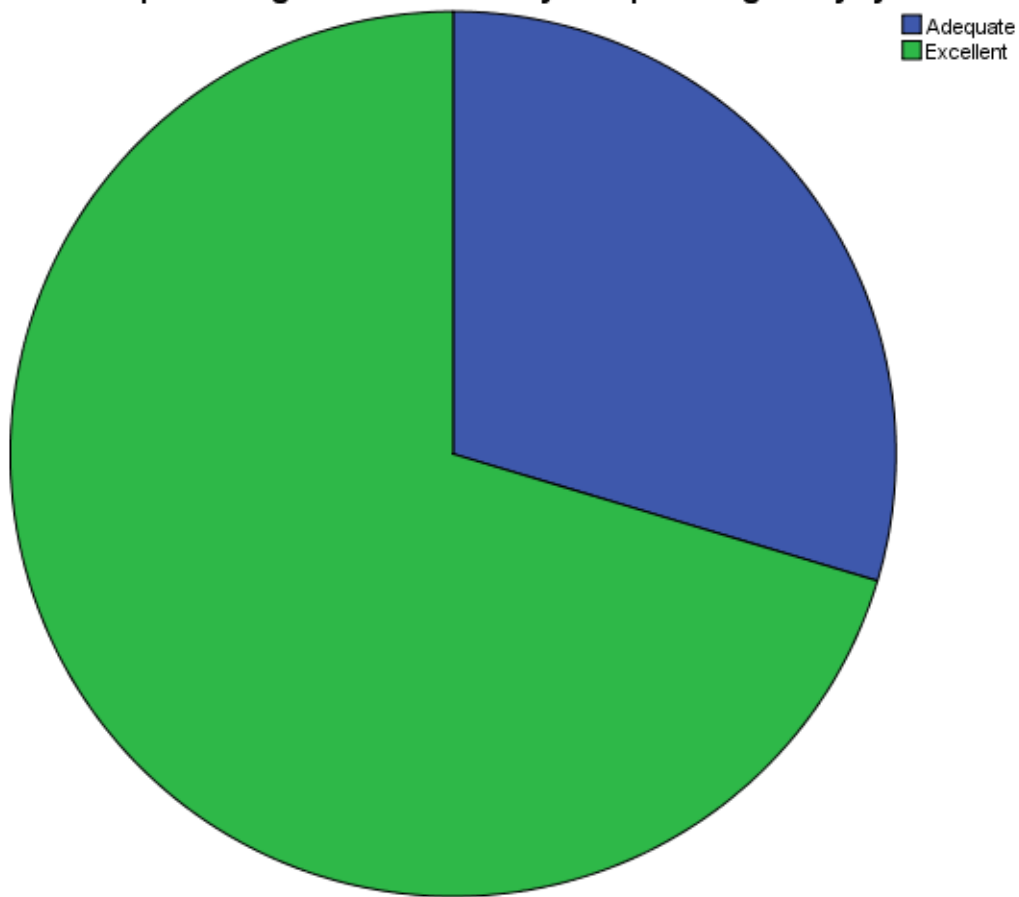
Studentsfollowup



Importance given for Punctuality Discipline Regularity Systematic Work

		Frequency	Percent	Valid Percent	Cumulative Percent
Valid	Adequate	16	29.1	29.6	29.6
	Excellent	38	69.1	70.4	100.0
	Total	54	98.2	100.0	
Missing	System	1	1.8		
Total		55	100.0		

Importance given for Punctuality Discipline Regularity Systematic Work



Importance given for the development of problem solving skills

	Frequency	Percent	Valid Percent	Cumulative Percent
Valid More/could be reduced	5	9.1	9.1	9.1
Adequate	20	36.4	36.4	45.5
Excellent	30	54.5	54.5	100.0
Total	55	100.0	100.0	

Importance given for the development of problem solving skills

