



SACRED HEART COLLEGE (AUTONOMOUS)

Tirupattur – 635 601, Tamil Nadu, S.India

Resi : (04179) 220103

College : (04179) 220553

Fax : (04179) 226423

Ready for
Every Good Work

A Don Bosco Institution of Higher Education, Founded in 1951 * Affiliated to Thiruvalluvar University, Vellore * Autonomous since 1987

Accredited by NAAC (4th Cycle – under RAF) with CGPA of 3.31 / 4 at 'A+' Grade

PG & Research Department of Management Studies

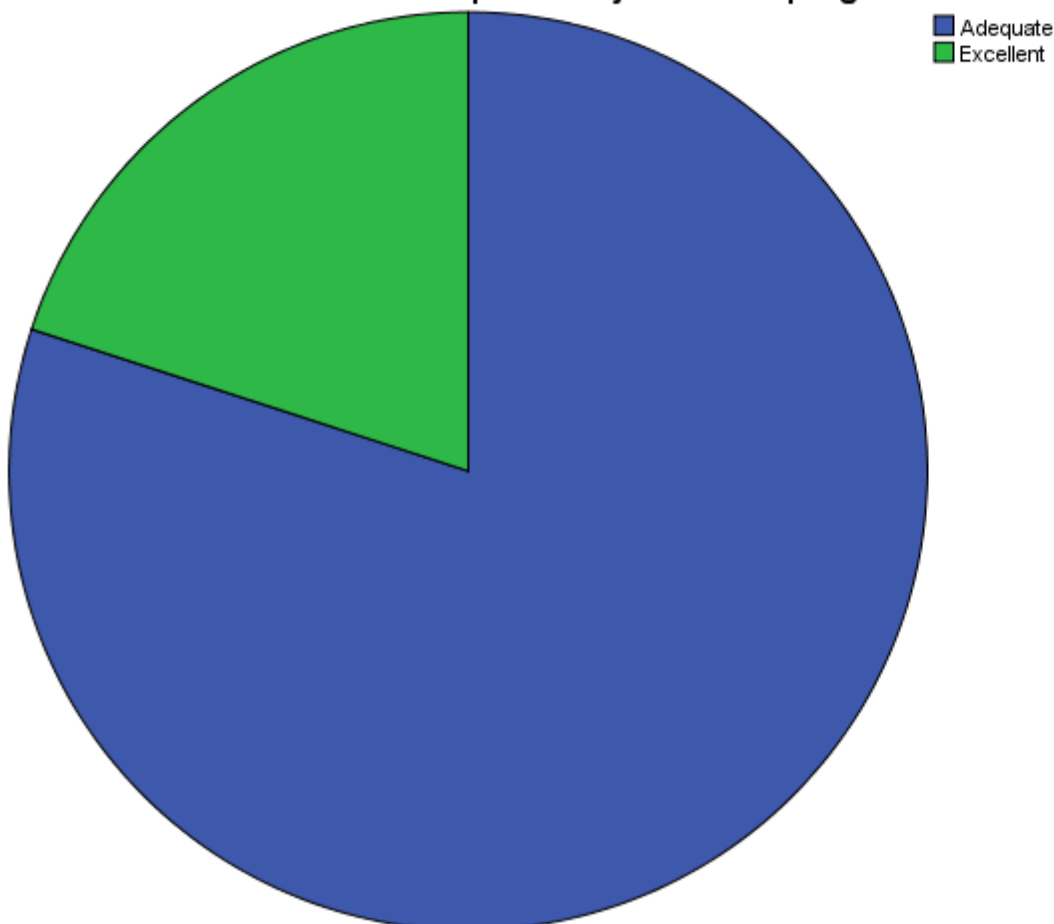
Sacred Heart College, (Autonomous), Tirupattur

Course / Curriculum – Peer Feedback 2019-2020

Course Paper or Subjects in MBA program

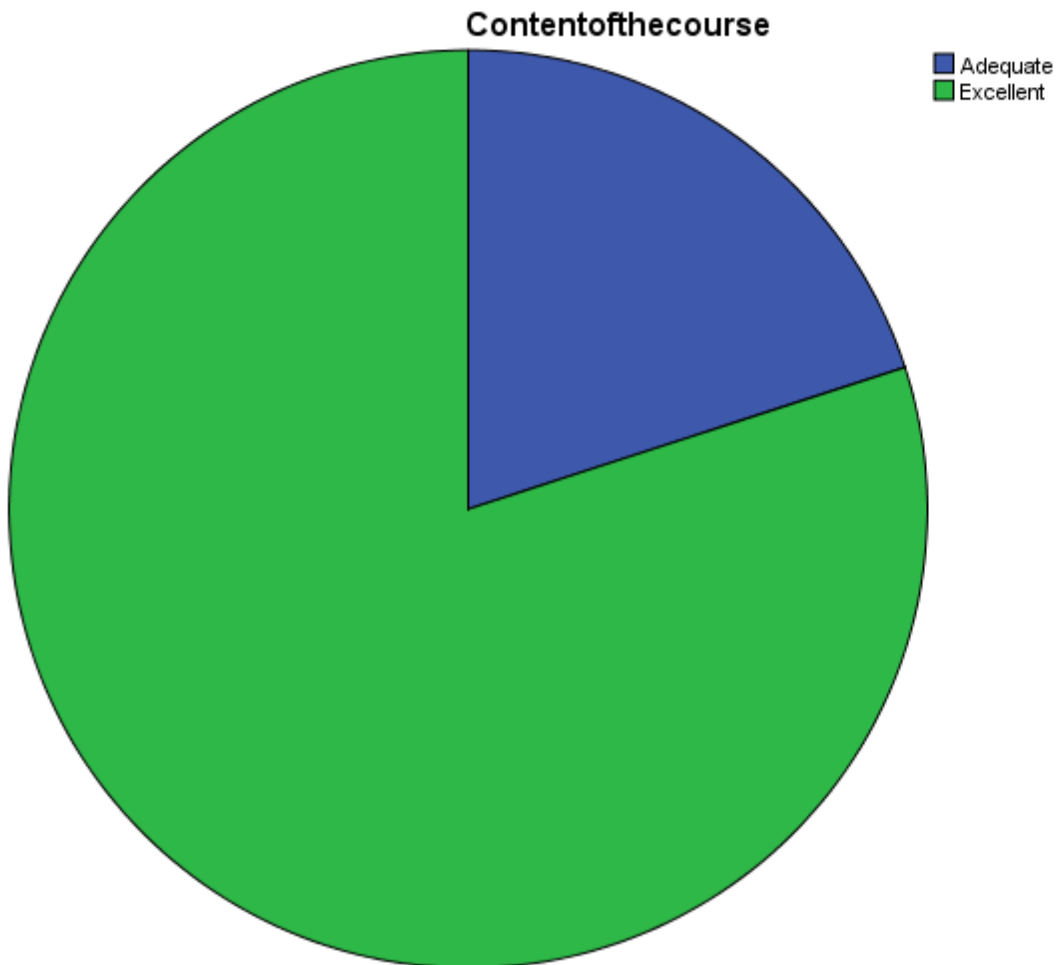
| | Frequency | Percent | Valid Percent | Cumulative Percent |
|----------------|-----------|---------|---------------|--------------------|
| Valid Adequate | 4 | 80.0 | 80.0 | 80.0 |
| Excellent | 1 | 20.0 | 20.0 | 100.0 |
| Total | 5 | 100.0 | 100.0 | |

CoursePaperorSubjectsinMBAprogram



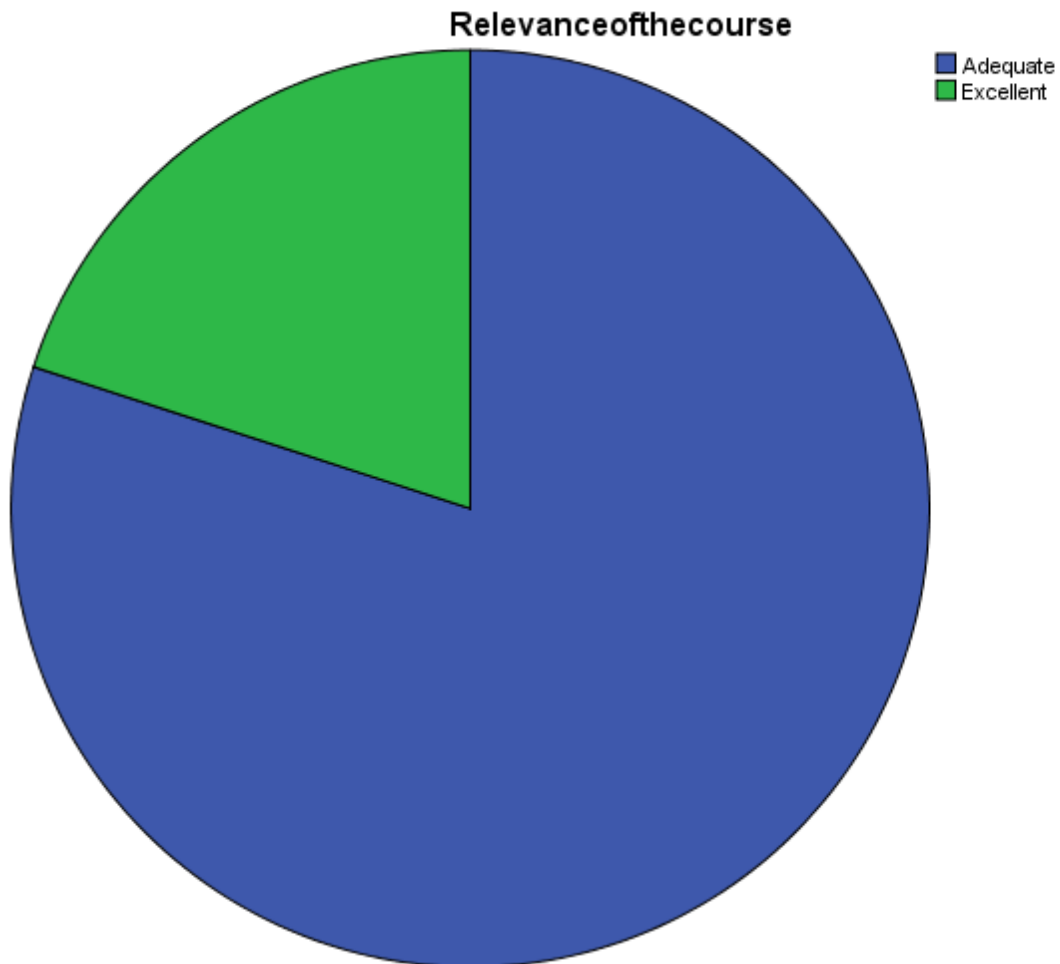
Content of the course

| | Frequency | Percent | Valid Percent | Cumulative Percent |
|----------------|-----------|---------|---------------|--------------------|
| Valid Adequate | 1 | 20.0 | 20.0 | 20.0 |
| Excellent | 4 | 80.0 | 80.0 | 100.0 |
| Total | 5 | 100.0 | 100.0 | |



Relevance of the course

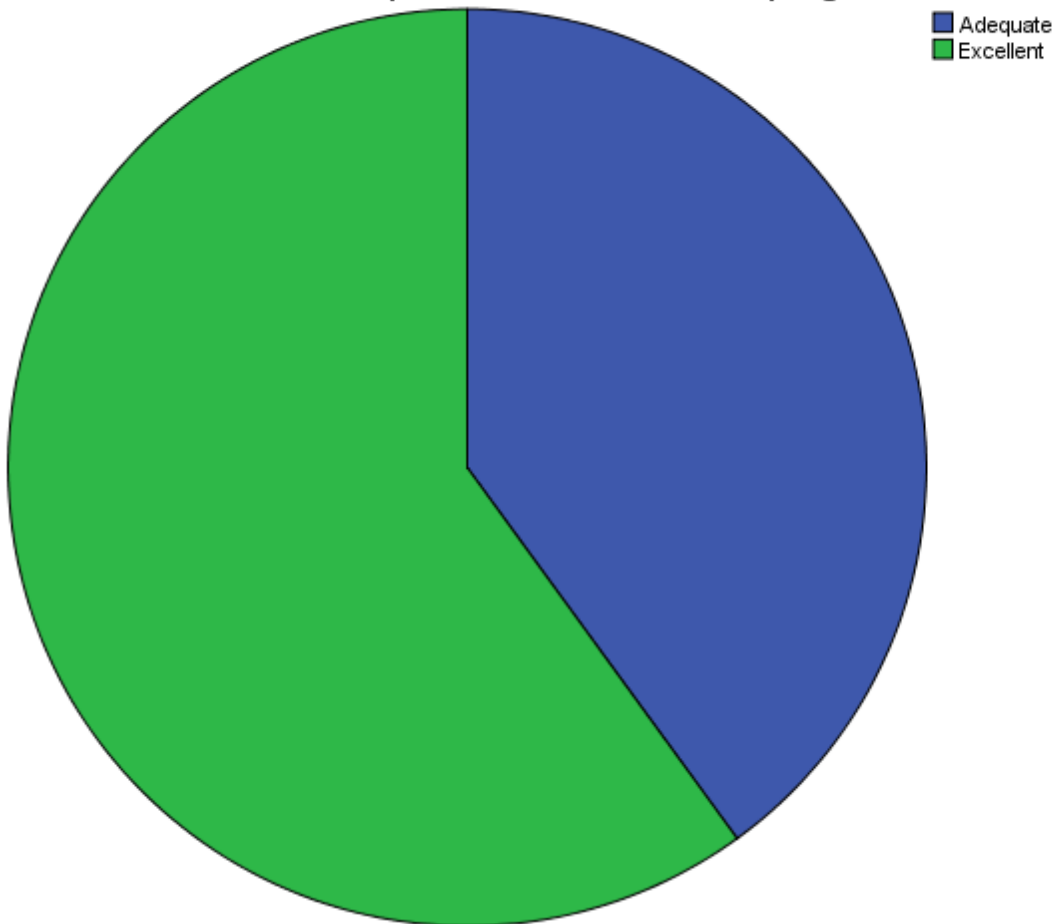
| | Frequency | Percent | Valid Percent | Cumulative Percent |
|----------------|-----------|---------|---------------|--------------------|
| Valid Adequate | 4 | 80.0 | 80.0 | 80.0 |
| Excellent | 1 | 20.0 | 20.0 | 100.0 |
| Total | 5 | 100.0 | 100.0 | |



Sequence of the courses in the program

| | Frequency | Percent | Valid Percent | Cumulative Percent |
|----------------|-----------|---------|---------------|--------------------|
| Valid Adequate | 2 | 40.0 | 40.0 | 40.0 |
| Excellent | 3 | 60.0 | 60.0 | 100.0 |
| Total | 5 | 100.0 | 100.0 | |

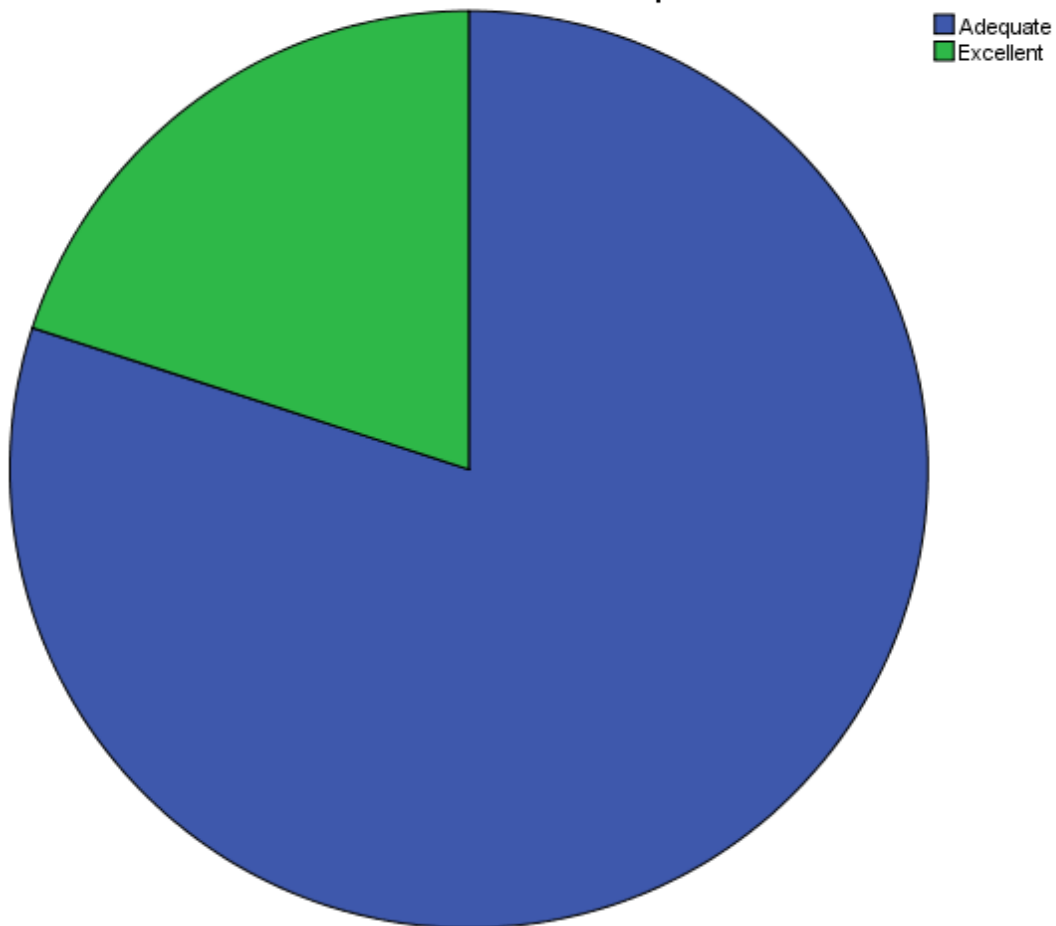
Sequence of the courses in the program



Inclusion of new current topics in the curriculum

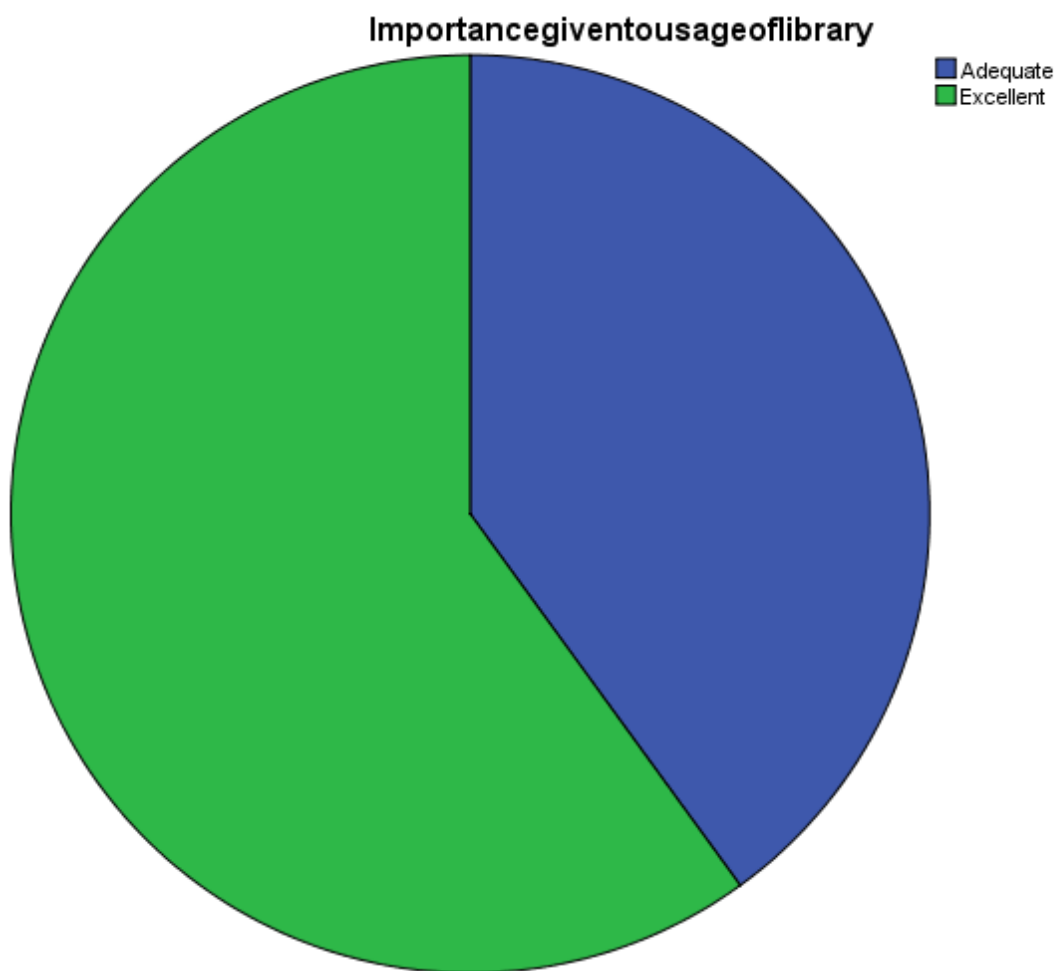
| | Frequency | Percent | Valid Percent | Cumulative Percent |
|----------------|-----------|---------|---------------|--------------------|
| Valid Adequate | 4 | 80.0 | 80.0 | 80.0 |
| Excellent | 1 | 20.0 | 20.0 | 100.0 |
| Total | 5 | 100.0 | 100.0 | |

Inclusion of new current topics in the curriculum



Importance given to usage of library

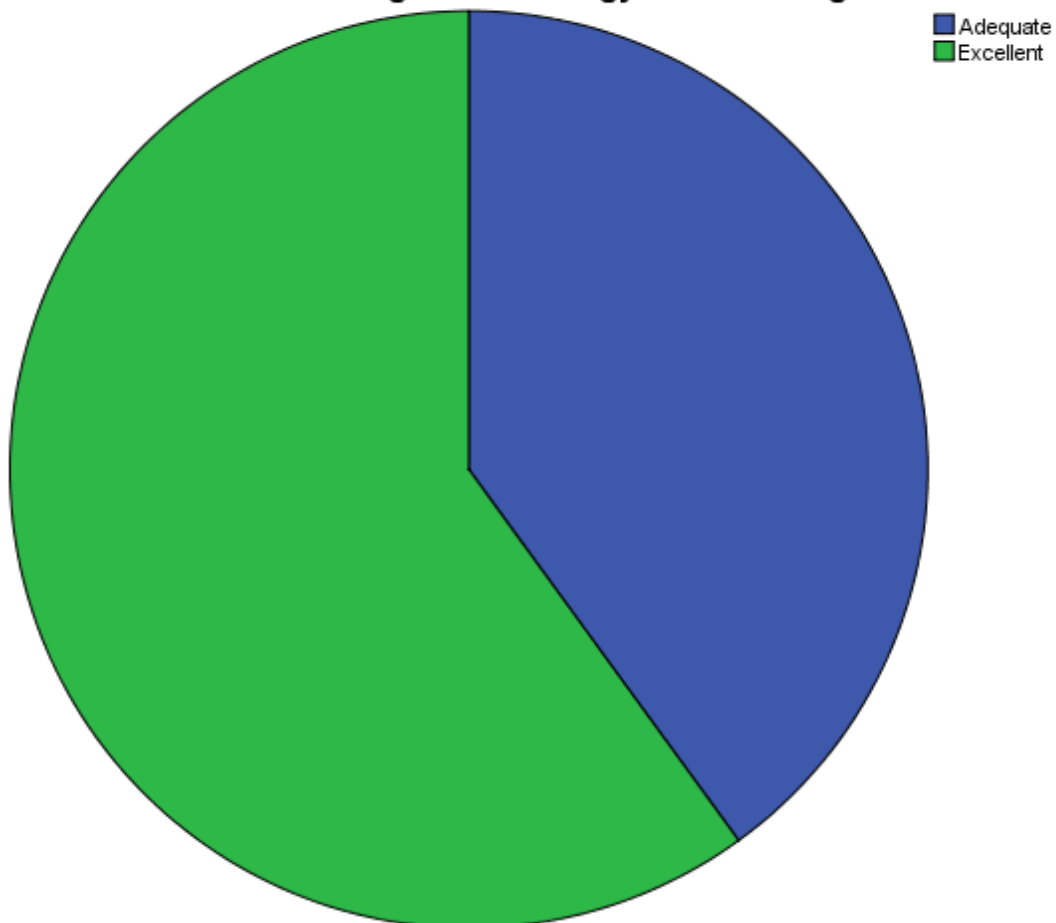
| | Frequency | Percent | Valid Percent | Cumulative Percent |
|----------------|-----------|---------|---------------|--------------------|
| Valid Adequate | 2 | 40.0 | 40.0 | 40.0 |
| Excellent | 3 | 60.0 | 60.0 | 100.0 |
| Total | 5 | 100.0 | 100.0 | |



Usage of Technology other teaching aids

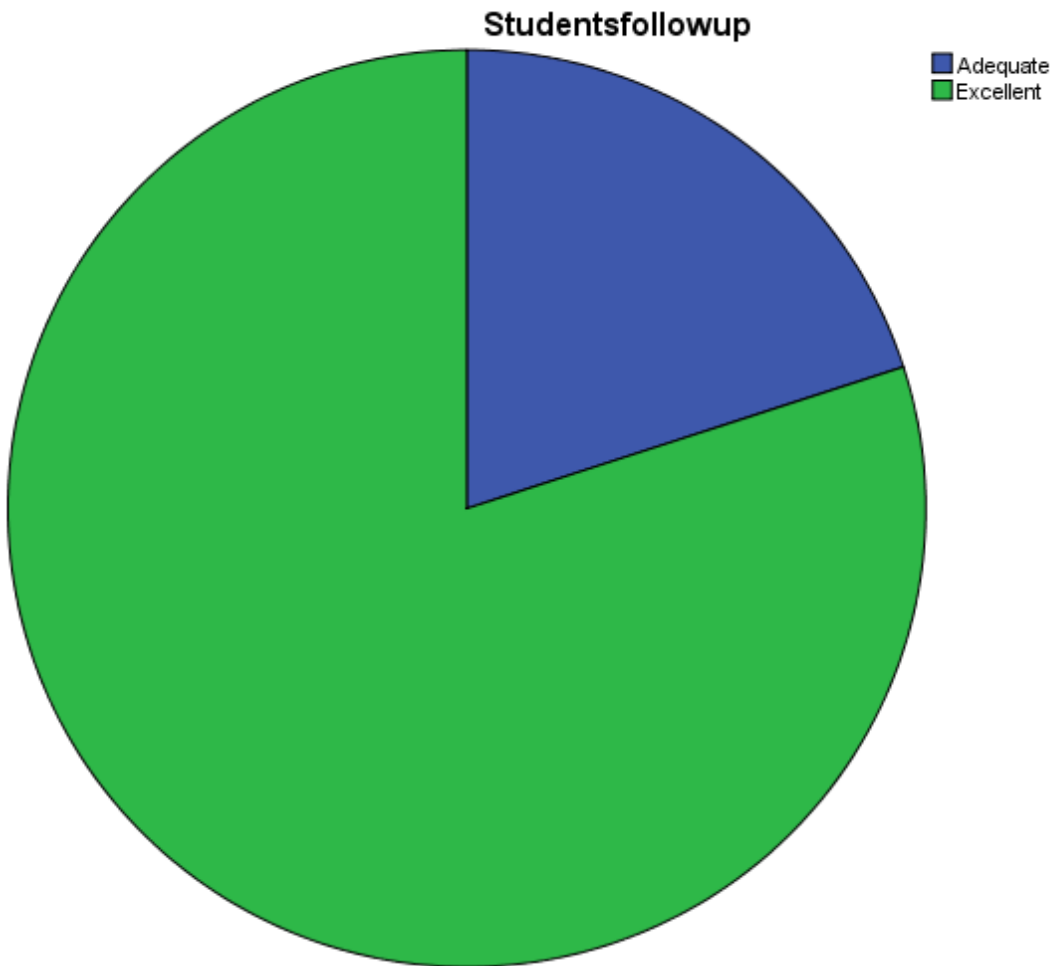
| | Frequency | Percent | Valid Percent | Cumulative Percent |
|----------------|-----------|---------|---------------|--------------------|
| Valid Adequate | 2 | 40.0 | 40.0 | 40.0 |
| Excellent | 3 | 60.0 | 60.0 | 100.0 |
| Total | 5 | 100.0 | 100.0 | |

Usage of Technology other teaching aids



Students follow up

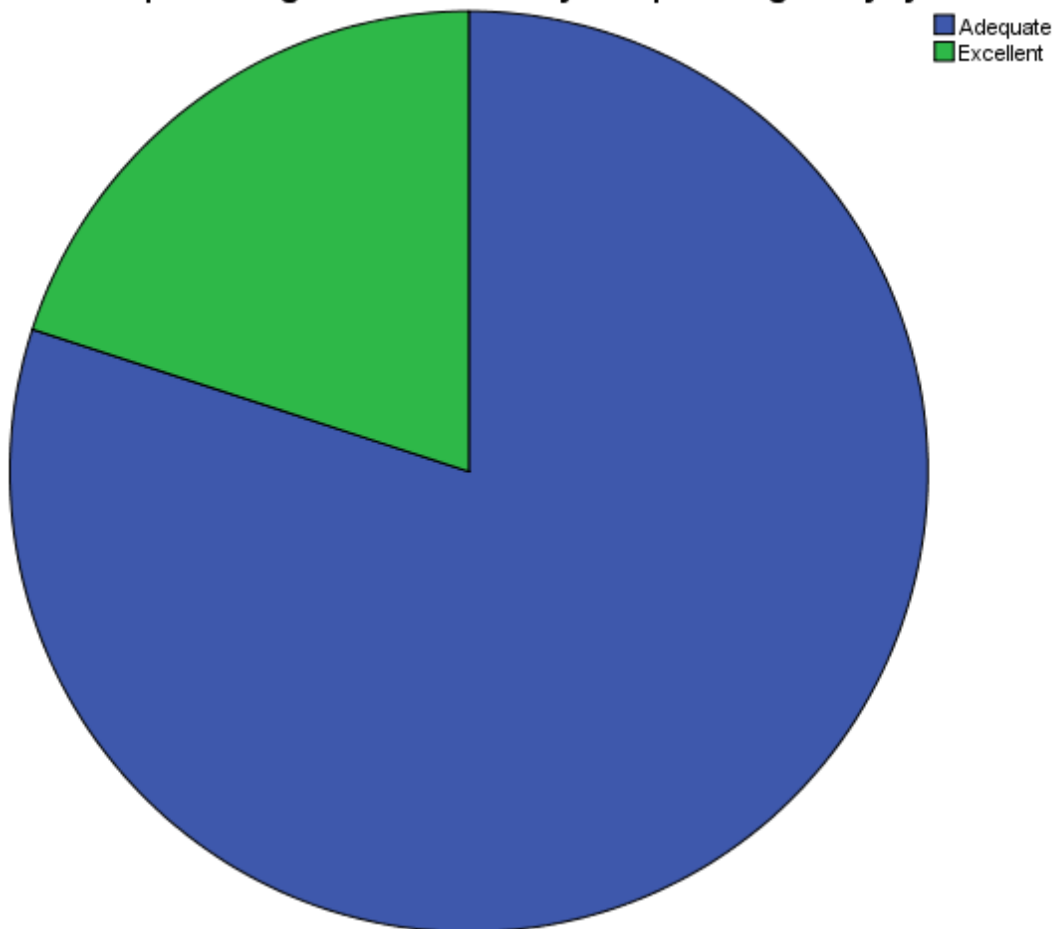
| | Frequency | Percent | Valid Percent | Cumulative Percent |
|----------------|-----------|---------|---------------|--------------------|
| Valid Adequate | 1 | 20.0 | 20.0 | 20.0 |
| Excellent | 4 | 80.0 | 80.0 | 100.0 |
| Total | 5 | 100.0 | 100.0 | |



Importance given for Punctuality Discipline Regularity Systematic Work

| | | Frequency | Percent | Valid Percent | Cumulative Percent |
|-------|-----------|-----------|---------|---------------|--------------------|
| Valid | Adequate | 4 | 80.0 | 80.0 | 80.0 |
| | Excellent | 1 | 20.0 | 20.0 | 100.0 |
| | Total | 5 | 100.0 | 100.0 | |

Importance given for Punctuality Discipline Regularity Systematic Work



Importance given for the development of problem solving skills

| | Frequency | Percent | Valid Percent | Cumulative Percent |
|-----------------------------|-----------|---------|---------------|--------------------|
| Valid More/could be reduced | 1 | 20.0 | 20.0 | 20.0 |
| Excellent | 4 | 80.0 | 80.0 | 100.0 |
| Total | 5 | 100.0 | 100.0 | |

Importance given for the development of problem solving skills

