



SACRED HEART COLLEGE (AUTONOMOUS)

Tirupattur – 635 601, Tamil Nadu, S.India

Resi : (04179) 220103

College : (04179) 220553

Fax : (04179) 226423

Ready for
Every Good Work

A Don Bosco Institution of Higher Education, Founded in 1951 * Affiliated to Thiruvalluvar University, Vellore * Autonomous since 1987

Accredited by NAAC (4th Cycle – under RAF) with CGPA of 3.31 / 4 at 'A+' Grade

TEACHERS'S FEEDBACK 2022- 2023

MSW (HRM)

Even Semester

Synchronization of theory and practical

S.NO	Synchronization of theory and practical	Frequency	Percent
1.	Very Good	2	66.7
2.	Excellent	1	33.3
Total		3	100

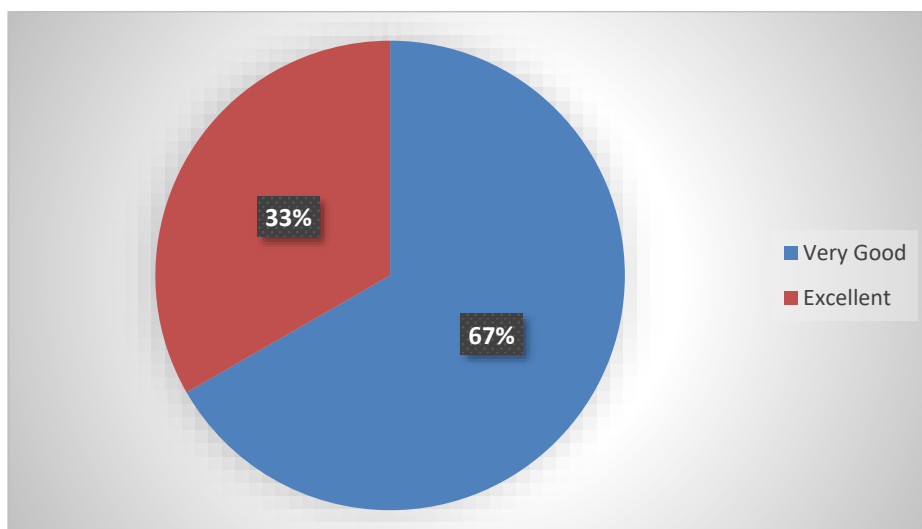


Fig 1: Synchronization of theory and practical

Availability of textbooks / Materials

S.NO	Availability of textbooks / Materials	Frequency	Percent
1.	Very Good	1	33.3
2.	Excellent	2	66.7
Total		3	100



Fig 2: Availability of textbooks / Materials

Coverage of modern / advanced topics

S. NO	Coverage of modern / advanced topics	Frequency	Percent
1.	Very Good	1	33.3
2.	Excellent	2	66.7
Total		3	100

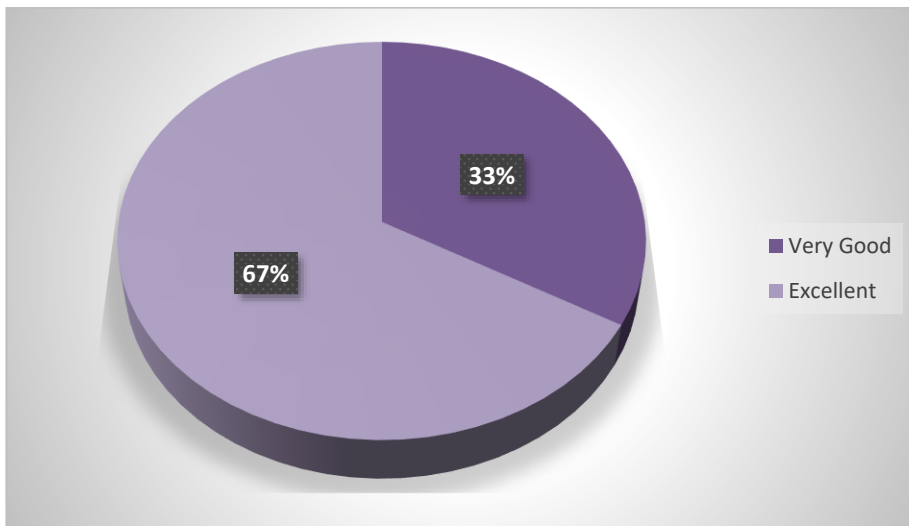


Fig 3: Coverage of modern / advanced topics

Subject Satisfaction

S.NO	Subject Satisfaction	Frequency	Percent
1.	Very Good	2	66.7
2.	Excellent	1	33.3
Total		3	100



Fig 4: Subject Satisfaction

Usage of Technology and Teaching Aids

S.NO	Usage of Technology and Teaching Aids	Frequency	Percent
1.	Very Good	1	33.3
2.	Excellent	2	66.7
Total		3	100

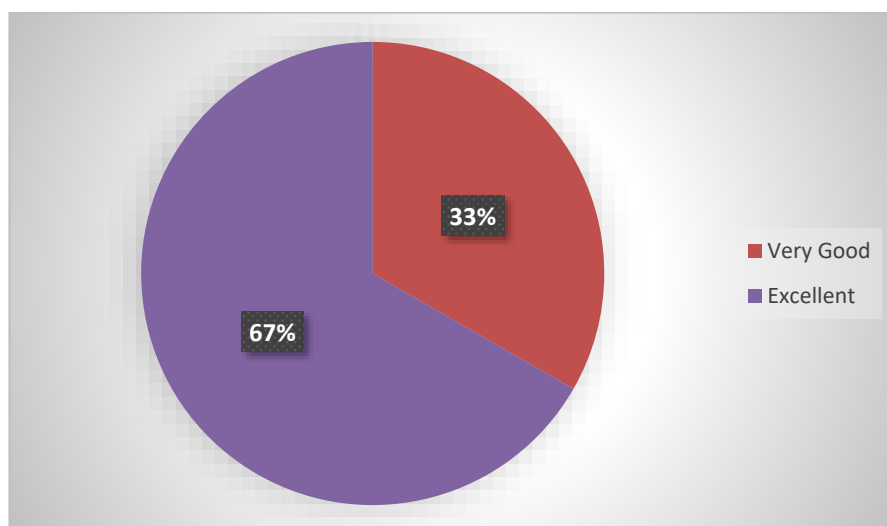


Fig 5: Usage of Technology and Teaching Aids

Students Follow up

S.NO	Students Follow up	Frequency	Percent
1.	Very Good	2	66.7
2.	Excellent	1	33.3
Total		3	100

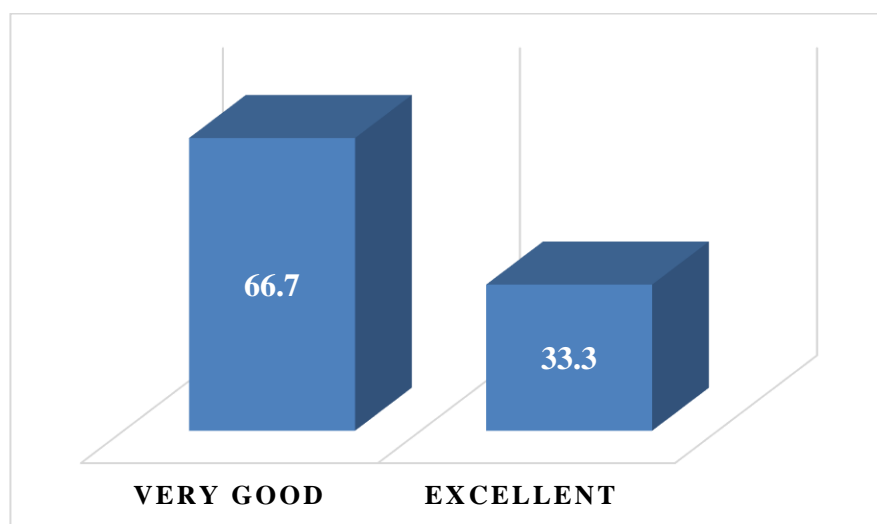


Fig 6: Students Follow up

Usefulness of Tests and Assignments

S.NO	Usefulness of Tests and Assignments	Frequency	Percent
1.	Excellent	3	100
Total		3	100

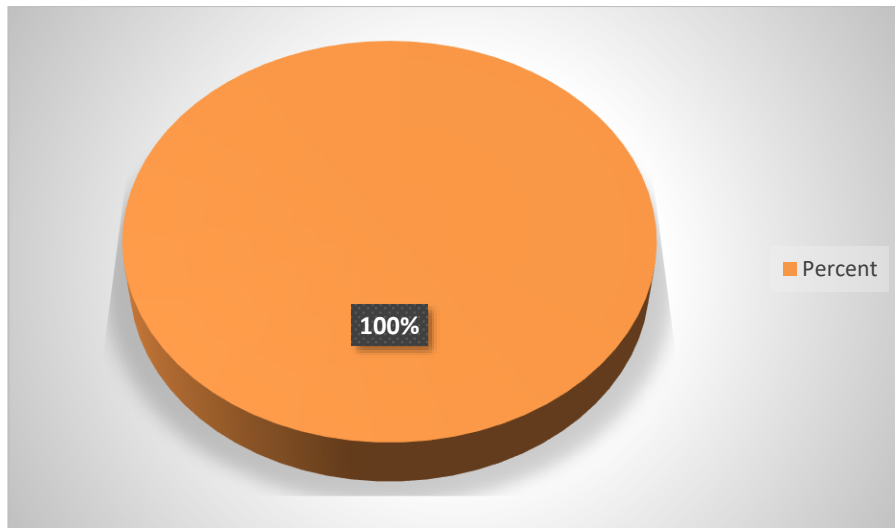


Fig 7: Usefulness of Tests and Assignments

Overall rating during the programme of study

S. No	Overall rating during the programme of study	Frequency	Percent
1.	Very Good	2	66.7
2.	Excellent	1	33.3
Total		3	100



Fig 8: Overall rating during the programme of study

Curriculum is helpful in making as an entrepreneur

S. No	Curriculum is helpful in making as an entrepreneur	Frequency	Percent
1.	Agree	1	33.3
2.	Strongly Agree	2	66.7
Total		3	100

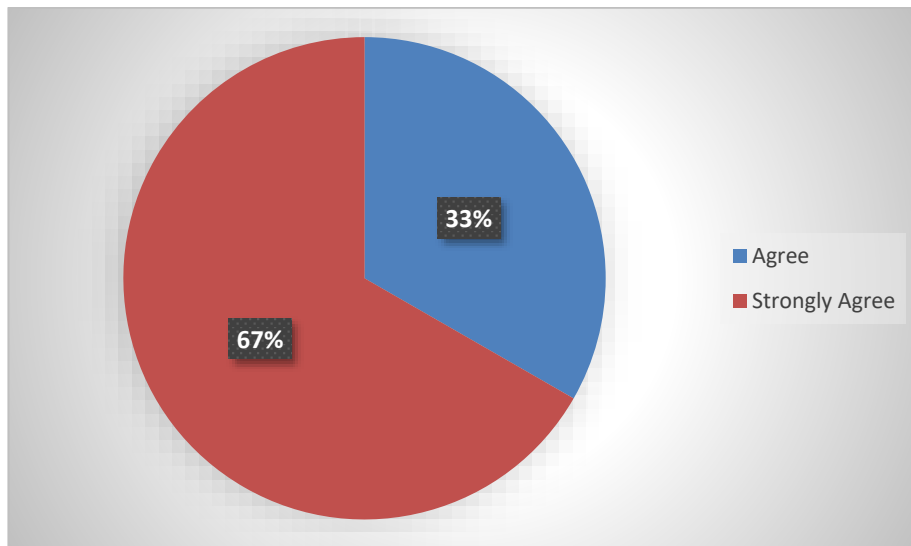


Fig 9: Curriculum is helpful in making you as an entrepreneur

Curriculum helpful to adapt career

S. No	Curriculum helpful to adapt career	Frequency	Percent
1.	Yes	3	100
Total		3	100

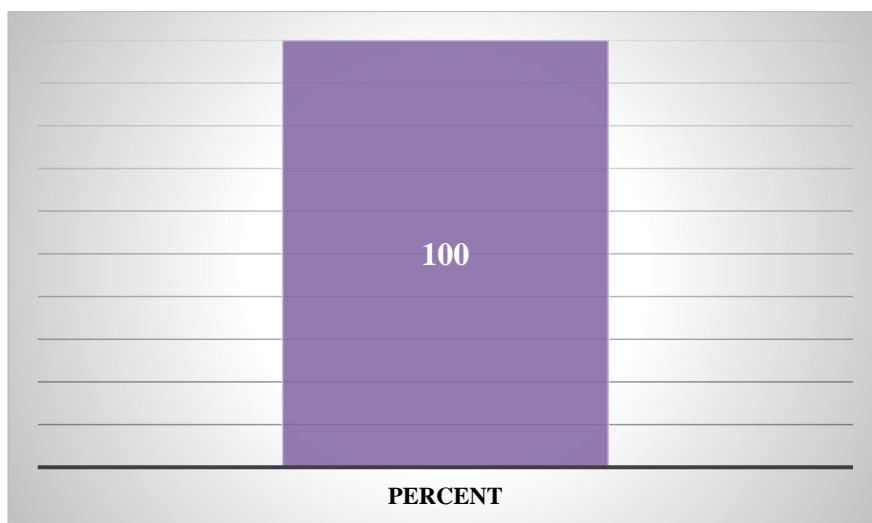


Fig 10: Curriculum helpful to adapt career

Curriculum structure kindled research aptitude

S. No	Curriculum structure kindled research aptitude	Frequency	Percent
1.	Yes	3	100
Total		3	100

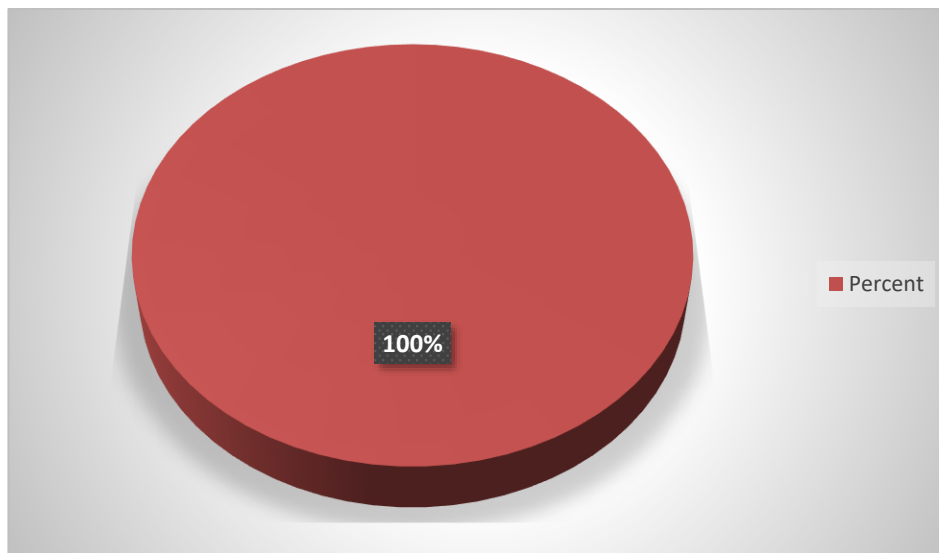


Fig 11: Curriculum structure kindled research aptitude

Curriculum design applicable to real life situation

S. No	Curriculum design applicable to real life situation	Frequency	Percent
1.	Yes	3	100
Total		5	100

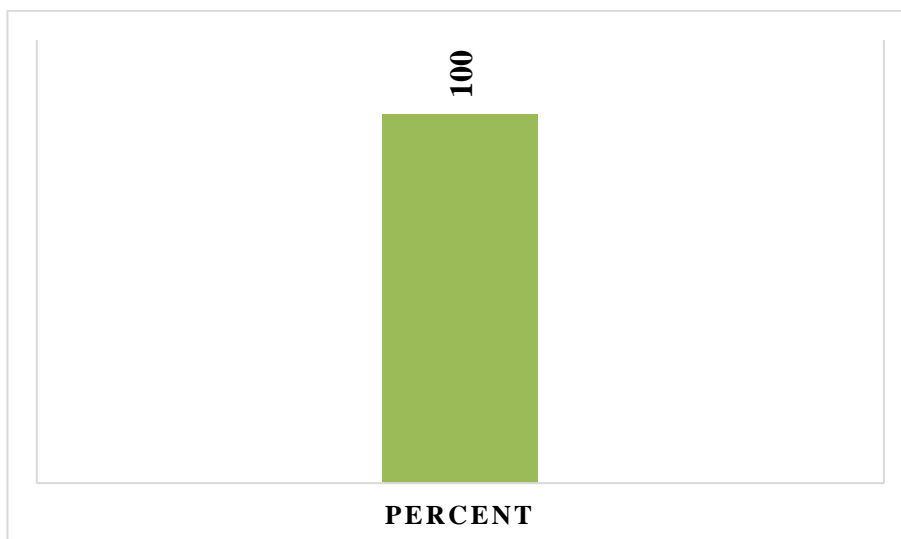


Fig 12: curriculum design applicable to real life situation

Curriculum structure relevant to the progress of higher education

S. No	Curriculum structure relevant to the progress of higher education	Frequency	Percent
1.	Yes	3	100
Total		3	100

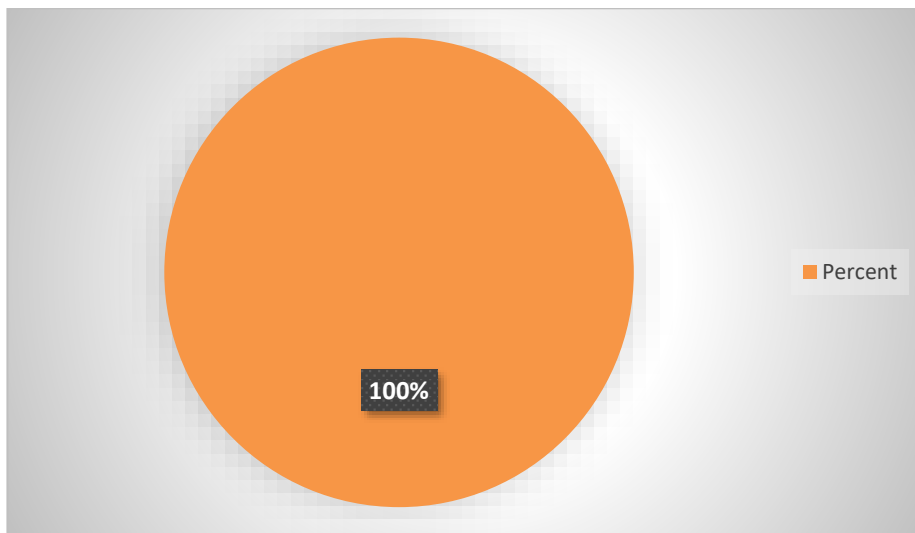


Fig 13: Curriculum structure relevant to the progress of higher education

The prescribed curriculum design helped you to gain knowledge

S. No	The prescribed curriculum design helped you to gain knowledge	Frequency	Percent
1.	Yes	3	100
Total		3	100

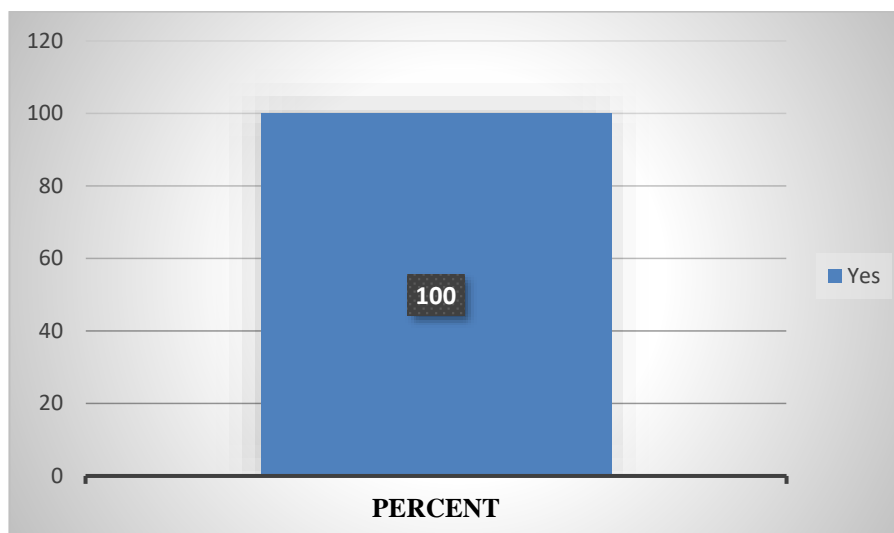


Fig 14: The prescribed curriculum design helped you to gain knowledge

TEACHER'S FEEDBACK 2022- 2023

MSW (HRM)

ODD Semester

Synchronization of theory and practical

S.NO	Synchronization of theory and practical	Frequency	Percent
1.	Very Good	1	33.3
2.	Excellent	2	66.7
Total		3	100

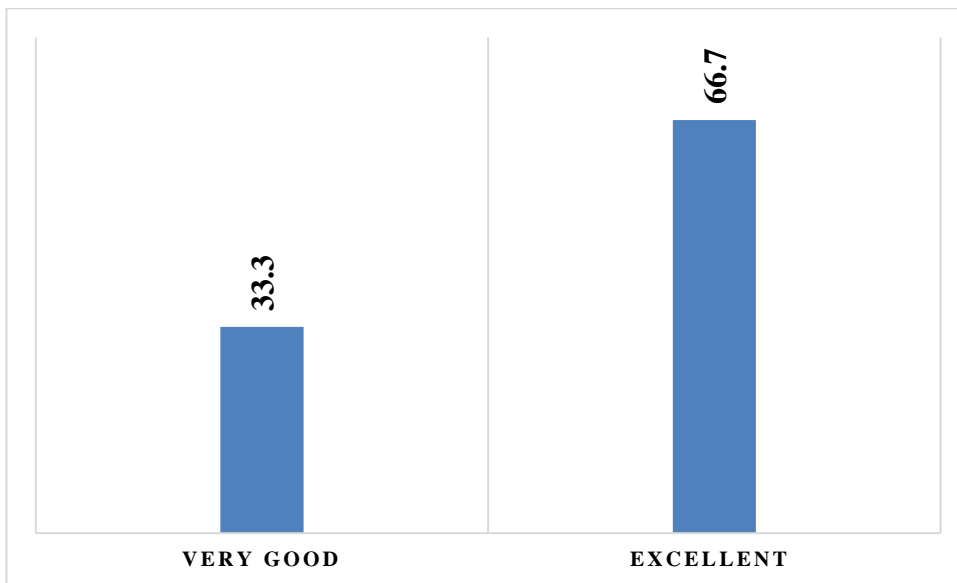


Fig 1: Synchronization of theory and practical

Availability of textbooks / Materials

S.NO	Availability of textbooks / Materials	Frequency	Percent
1.	Very Good	2	66.7
2.	Excellent	1	33.3
Total		3	100

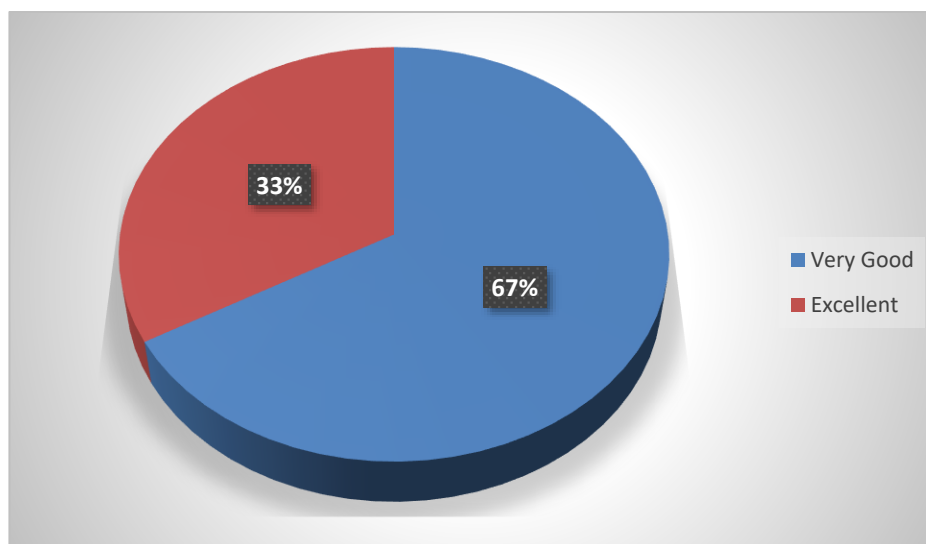


Fig 2: Availability of textbooks / Materials

Coverage of modern / advanced topics

S. NO	Coverage of modern / advanced topics	Frequency	Percent
1.	Very Good	2	66.7
2.	Excellent	1	33.3
Total		3	100

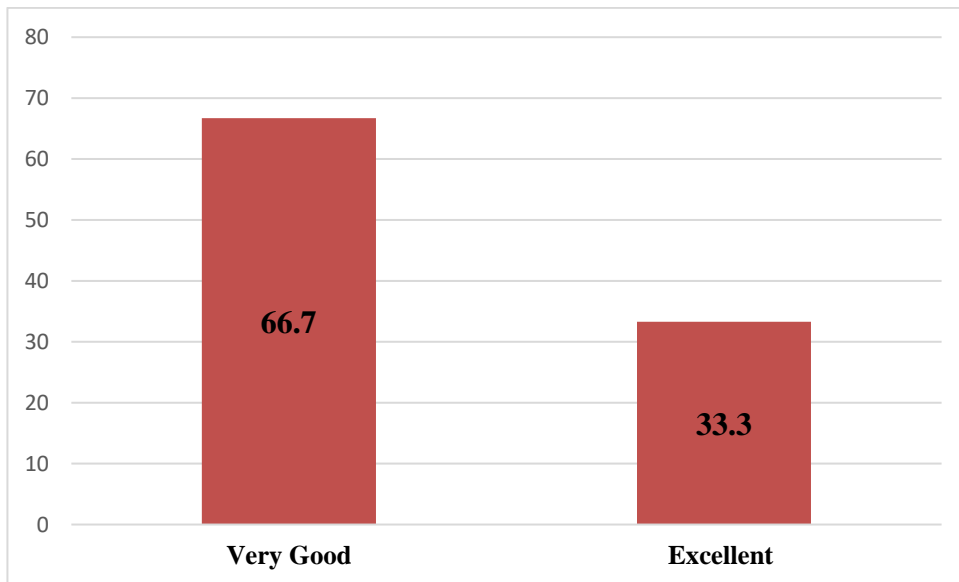


Fig 3: Coverage of modern / advanced topics

Subject Satisfaction

S.NO	Subject Satisfaction	Frequency	Percent
1.	Very Good	1	33.3
2.	Excellent	2	66.7
Total		3	100

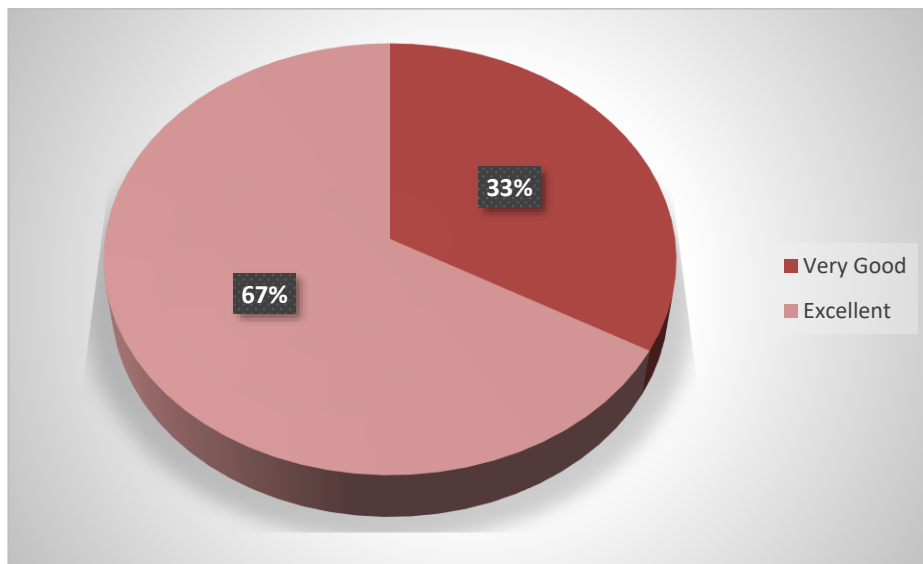


Fig 4: Subject Satisfaction

Usage of Technology and Teaching Aids

S.NO	Usage of Technology and Teaching Aids	Frequency	Percent
1.	Very Good	2	66.7
2.	Excellent	1	33.3
Total		3	100



Fig 5: Usage of Technology and Teaching Aids

Students Follow up

S.NO	Students Follow up	Frequency	Percent
1.	Very Good	1	33.3
2.	Excellent	2	66.7
Total		3	100

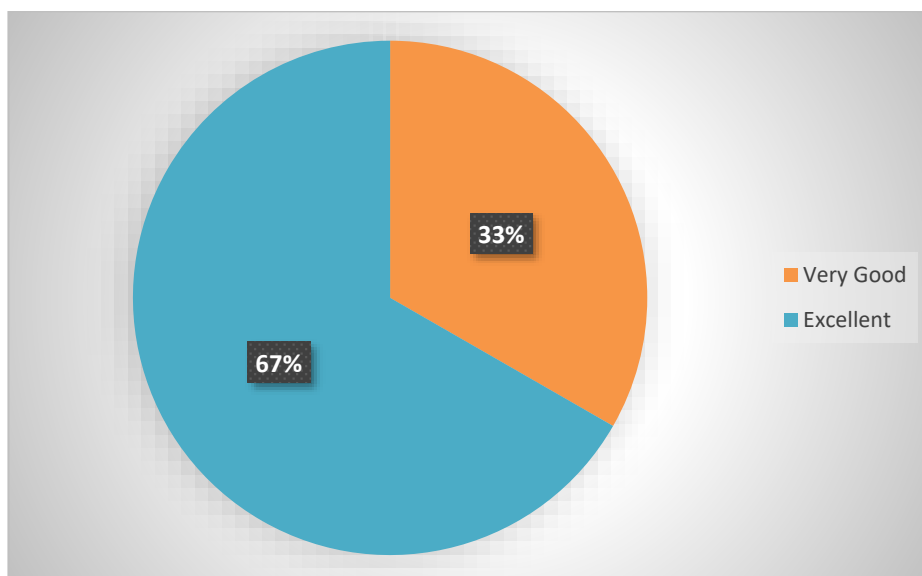


Fig 6: Students Follow up

Usefulness of Tests and Assignments

S.NO	Usefulness of Tests and Assignments	Frequency	Percent
1.	Very Good	2	66.7
2.	Excellent	1	33.3
Total		3	100

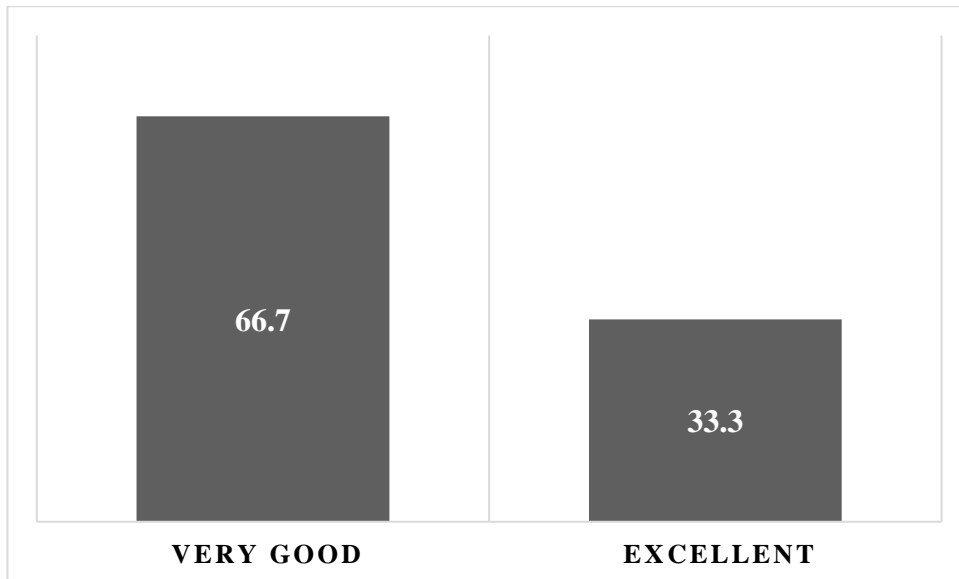


Fig 7: Usefulness of Tests and Assignments

Overall rating during the programme of study

S. No	Overall rating during the programme of study	Frequency	Percent
1.	Very Good	1	33.3
2.	Excellent	2	66.7
Total		3	100

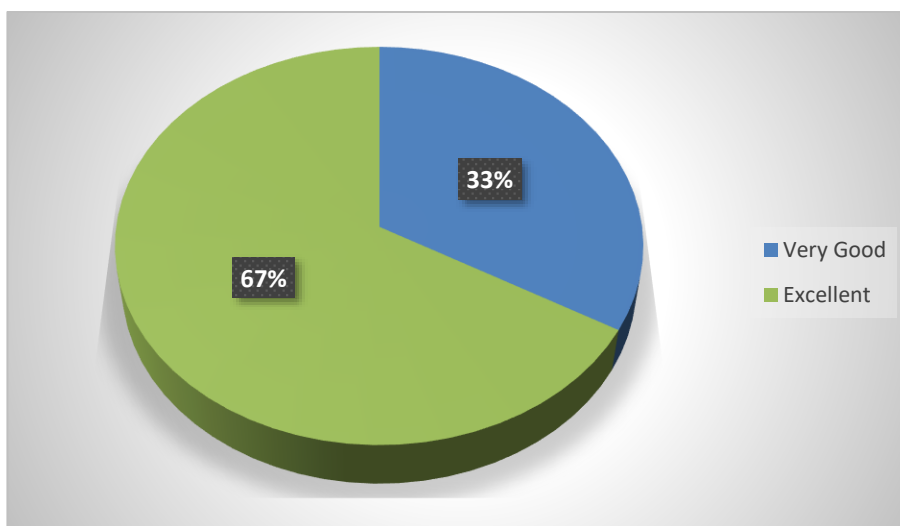


Fig 8: Overall rating during the programme of study

Curriculum is helpful in making as an entrepreneur

S. No	Curriculum is helpful in making as an entrepreneur	Frequency	Percent
1.	Agree	2	66.7
2.	Strongly Agree	1	33.3
Total		3	100

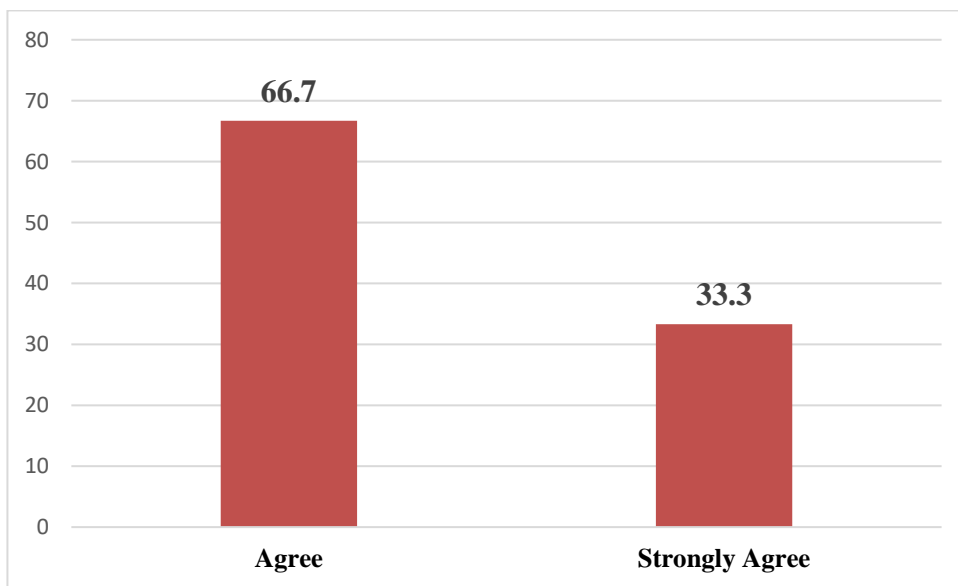


Fig 9: Curriculum is helpful in making you as an entrepreneur

Curriculum helpful to adapt career

S. No	Curriculum helpful to adapt career	Frequency	Percent
1.	Yes	3	100
Total		3	100

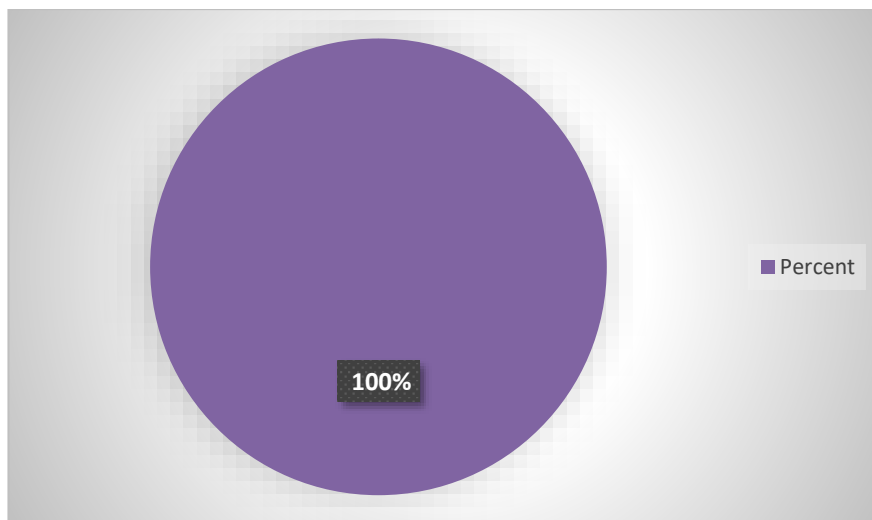


Fig 10: Curriculum helpful to adapt career

Curriculum structure kindled research aptitude

S. No	Curriculum structure kindled research aptitude	Frequency	Percent
1.	Yes	3	100
Total		3	100

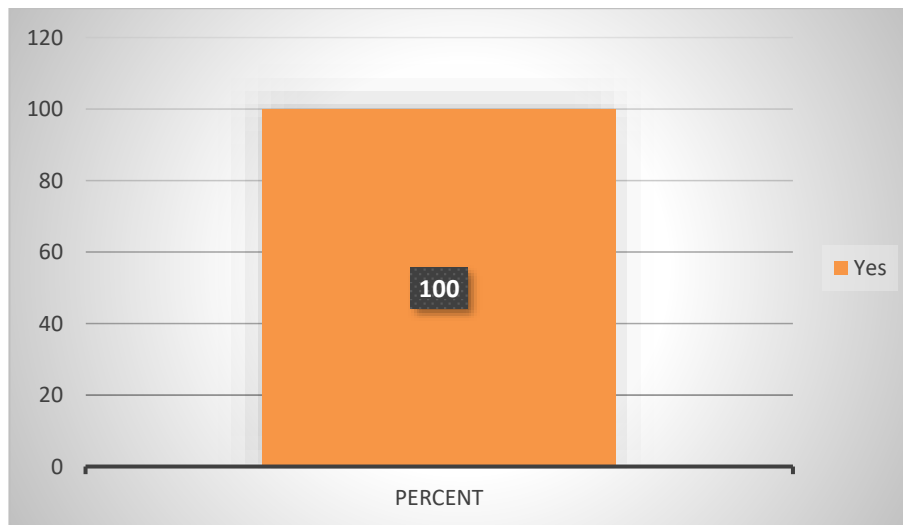


Fig 11: Curriculum structure kindled research aptitude

Curriculum design applicable to real life situation

S. No	Curriculum design applicable to real life situation	Frequency	Percent
1.	Yes	3	100
Total		5	100

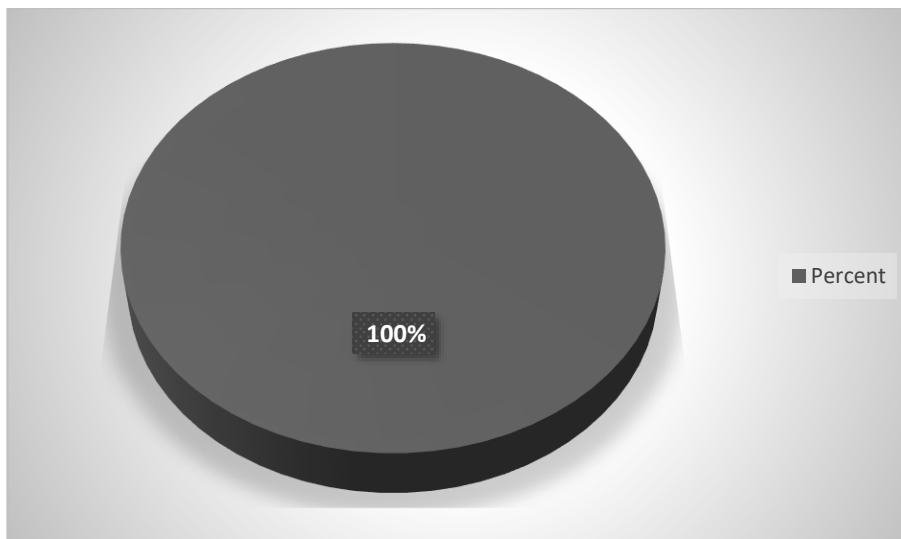


Fig 12: curriculum design applicable to real life situation

Curriculum structure relevant to the progress of higher education

S. No	Curriculum structure relevant to the progress of higher education	Frequency	Percent
1.	Yes	3	100
Total		3	100

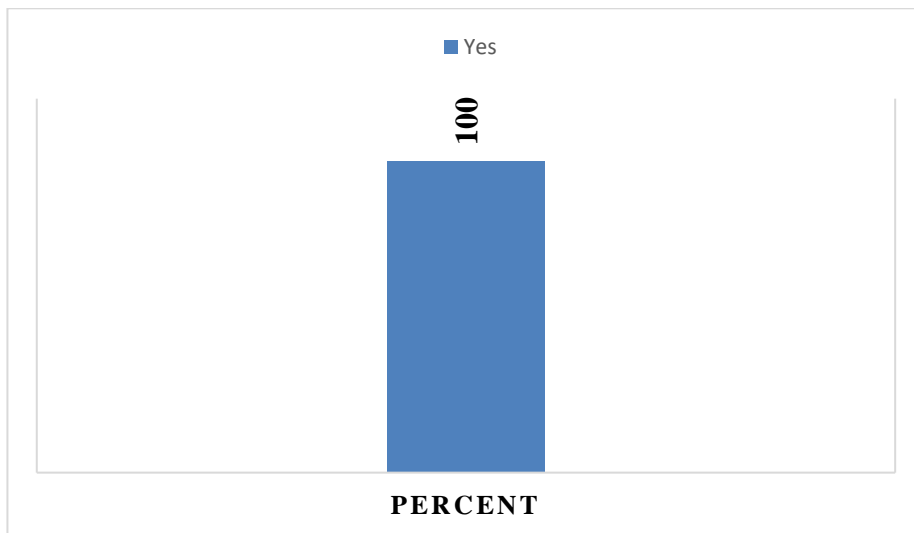


Fig 13: Curriculum structure relevant to the progress of higher education

The prescribed curriculum design helped you to gain knowledge

S. No	The prescribed curriculum design helped you to gain knowledge	Frequency	Percent
1.	Yes	3	100
Total		3	100

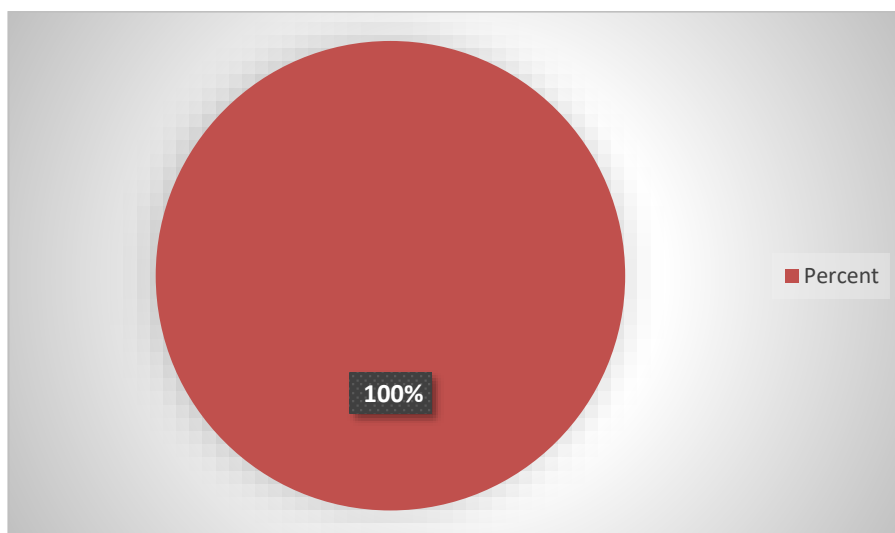


Fig 14: The prescribed curriculum design helped you to gain knowledge