



SACRED HEART COLLEGE (AUTONOMOUS)

Tirupattur – 635 601, Tamil Nadu, S.India

Resi : (04179) 220103

College : (04179) 220553

Fax : (04179) 226423

Ready for
Every Good Work

A Don Bosco Institution of Higher Education, Founded in 1951 * Affiliated to Thiruvalluvar University, Vellore * Autonomous since 1987

Accredited by NAAC (4th Cycle – under RAF) with CGPA of 3.31 / 4 at 'A+' Grade

Statistics

		CoursePaperor SubjectsinPGDI EMprogram	Contentofthecou rse	Relevanceofthec ourse	Sequenceofthec oursesintheprog ram	Inclusionofnewc urrenttopicsinthe curriculum
N	Valid	57	57	57	57	57
	Missing	0	0	0	0	0

Statistics

		Importancegiven tousageoflibrary	UsageofTechnol ogyotherteaching aids	Studentsfollowup	Importancegivenf orPunctualityDis ciplineRegularity SystematicWork	Importancegiven forthedevelopme ntofproblemsolvi ngskills
N	Valid	57	57	57	57	0
	Missing	0	0	0	0	57

Frequency Table

CoursePaperorSubjectsinPGDIEMprogram

	Frequency	Percent	Valid Percent	Cumulative Percent
Valid Adequate	2	3.5	3.5	3.5
Excellent	55	96.5	96.5	100.0
Total	57	100.0	100.0	

Contentofthecourse

	Frequency	Percent	Valid Percent	Cumulative Percent
Valid More/could be reduced	3	5.3	5.3	5.3
Adequate	4	7.0	7.0	12.3
Excellent	50	87.7	87.7	100.0
Total	57	100.0	100.0	

Relevanceofthecourse

	Frequency	Percent	Valid Percent	Cumulative Percent
Valid More/could be reduced	1	1.8	1.8	1.8
Excellent	56	98.2	98.2	100.0
Total	57	100.0	100.0	

Sequenceofthecoursesinthe program

	Frequency	Percent	Valid Percent	Cumulative Percent
Valid More/could be reduced	1	1.8	1.8	1.8
Adequate	10	17.5	17.5	19.3
Excellent	46	80.7	80.7	100.0
Total	57	100.0	100.0	

Inclusionofnewcurrenttopicsinthe curriculum

	Frequency	Percent	Valid Percent	Cumulative Percent
Valid More/could be reduced	4	7.0	7.0	7.0
Adequate	7	12.3	12.3	19.3
Excellent	46	80.7	80.7	100.0
Total	57	100.0	100.0	

Importancegiventousageoflibrary

	Frequency	Percent	Valid Percent	Cumulative Percent
Valid More/could be reduced	4	7.0	7.0	7.0
Adequate	12	21.1	21.1	28.1
Excellent	41	71.9	71.9	100.0
Total	57	100.0	100.0	

Usage of Technology to the teaching aids

		Frequency	Percent	Valid Percent	Cumulative Percent
Valid	More/could be reduced	2	3.5	3.5	3.5
	Adequate	24	42.1	42.1	45.6
	Excellent	31	54.4	54.4	100.0
	Total	57	100.0	100.0	

Students follow up

		Frequency	Percent	Valid Percent	Cumulative Percent
Valid	More/could be reduced	1	1.8	1.8	1.8
	Adequate	25	43.9	43.9	45.6
	Excellent	31	54.4	54.4	100.0
	Total	57	100.0	100.0	

Importance given for Punctuality Discipline Regularity Systematic Work

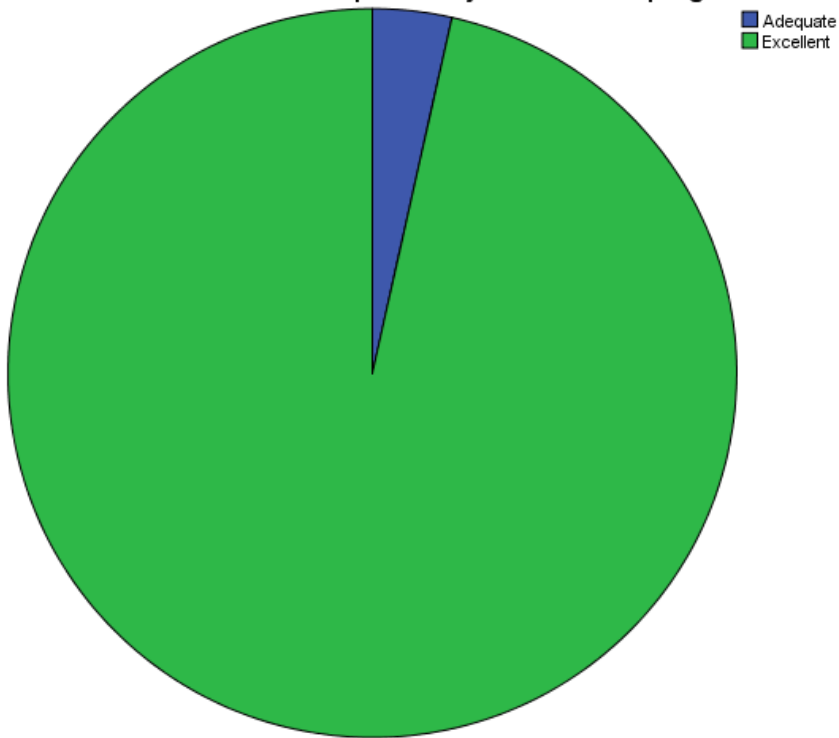
		Frequency	Percent	Valid Percent	Cumulative Percent
Valid	More/could be reduced	5	8.8	8.8	8.8
	Adequate	16	28.1	28.1	36.8
	Excellent	36	63.2	63.2	100.0
	Total	57	100.0	100.0	

Importance given for the development of problem solving skills

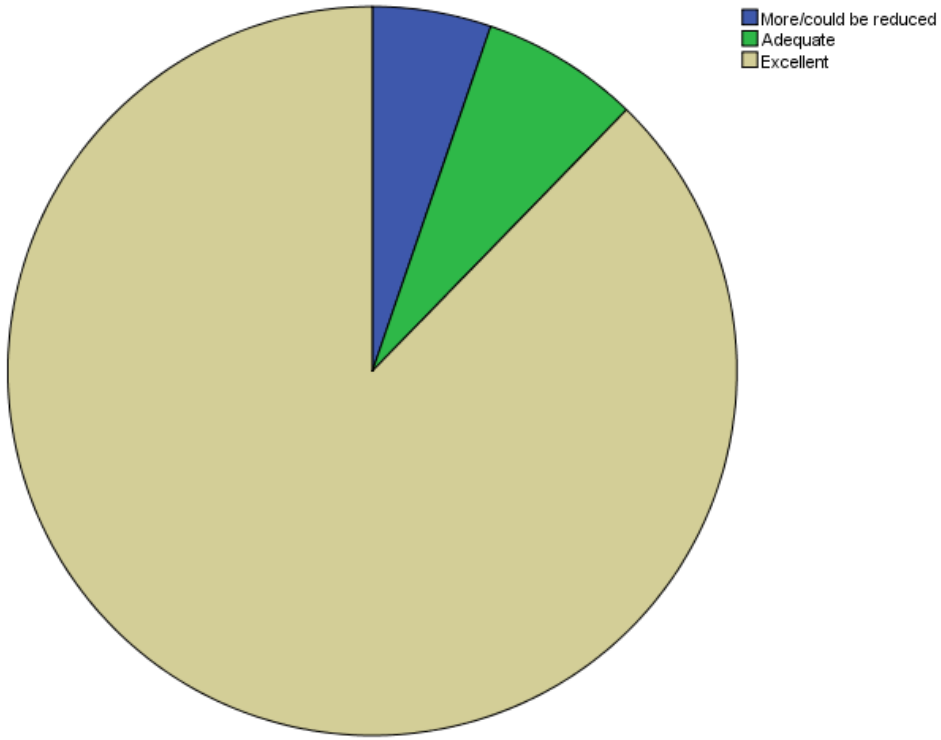
	Frequency	Percent
Missing System	57	100.0

Pie Chart

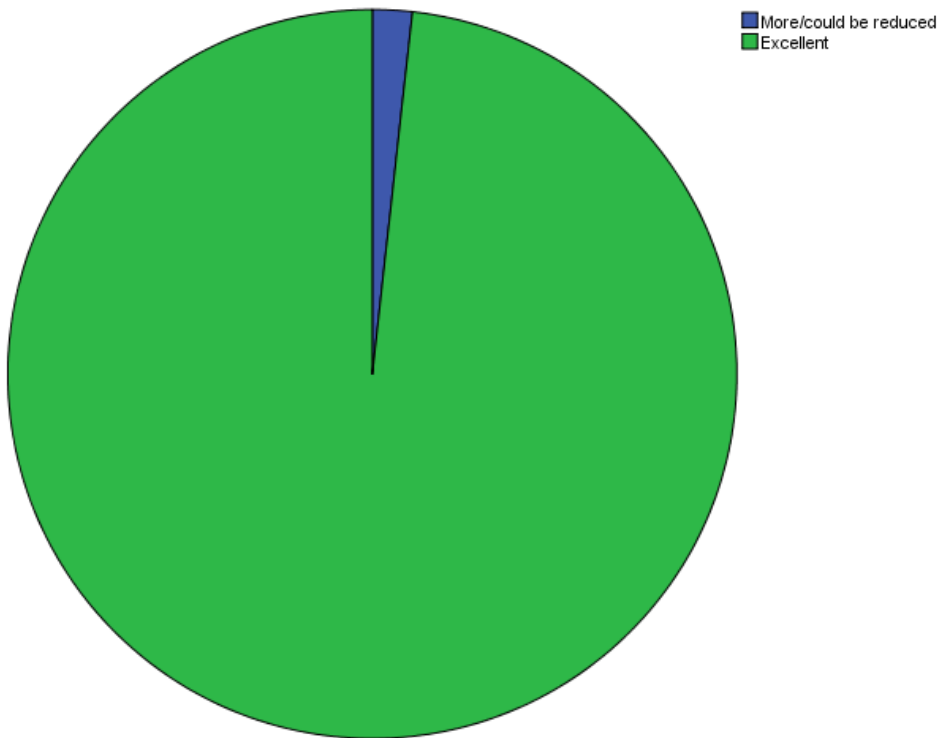
Course Paper or Subjects in PGDIEM program



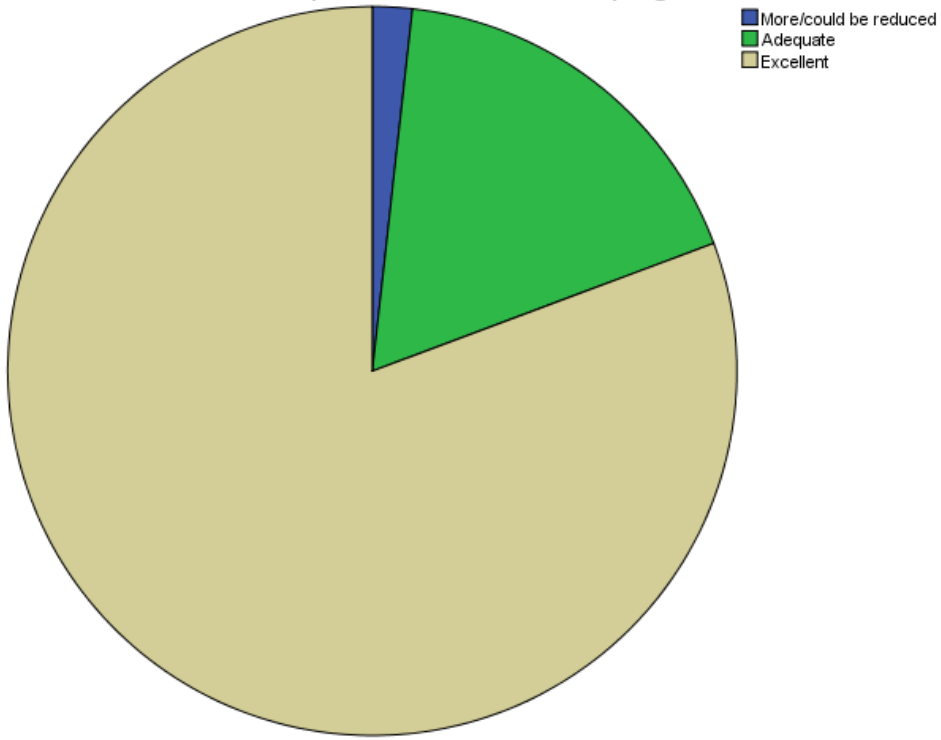
Contentofthecourse



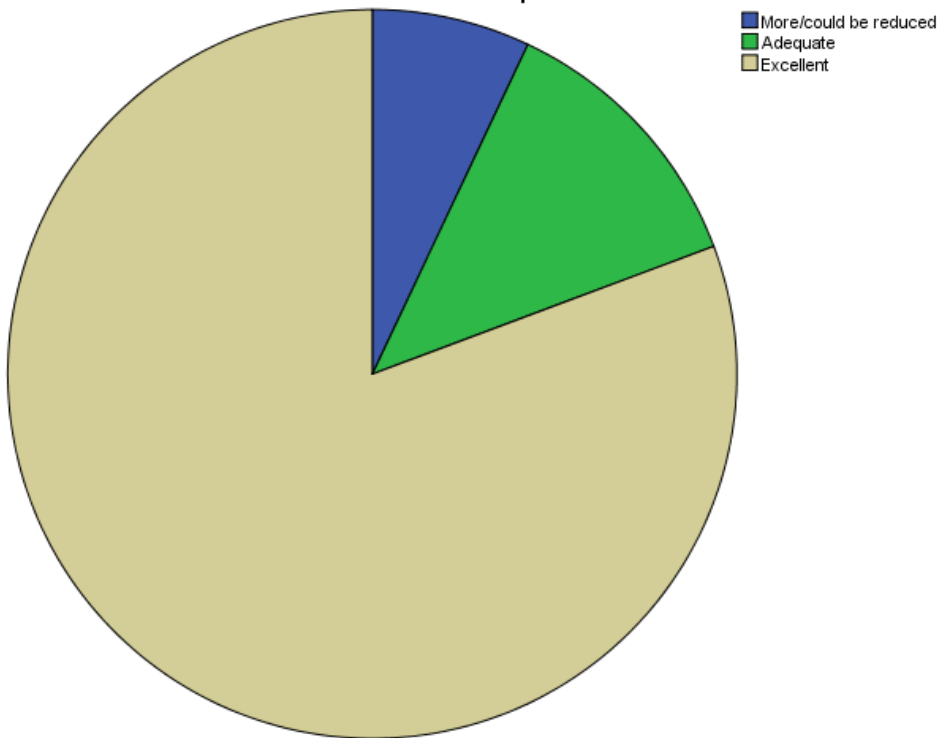
Relevanceofthecourse



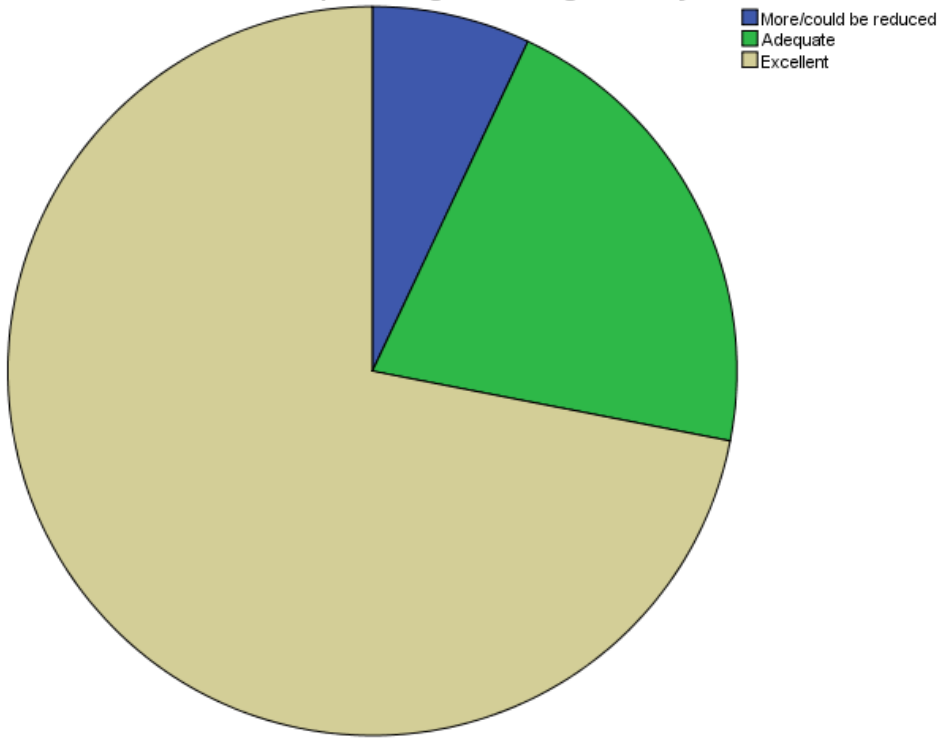
Sequenceofthecoursesintheprogram



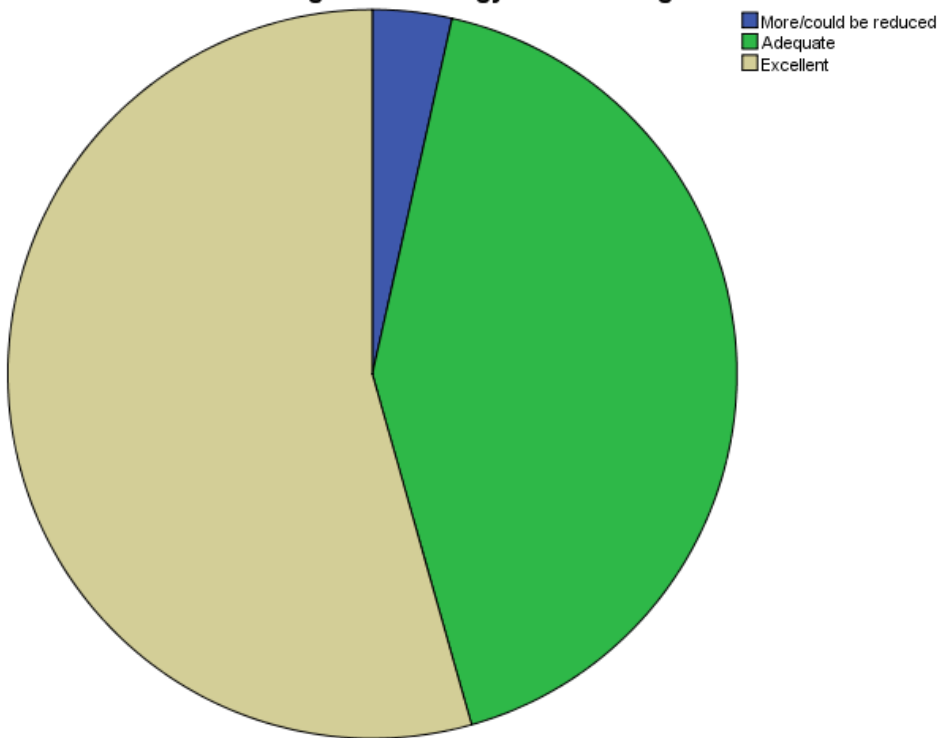
Inclusionofnewcurrenttopicsinthecurriculum



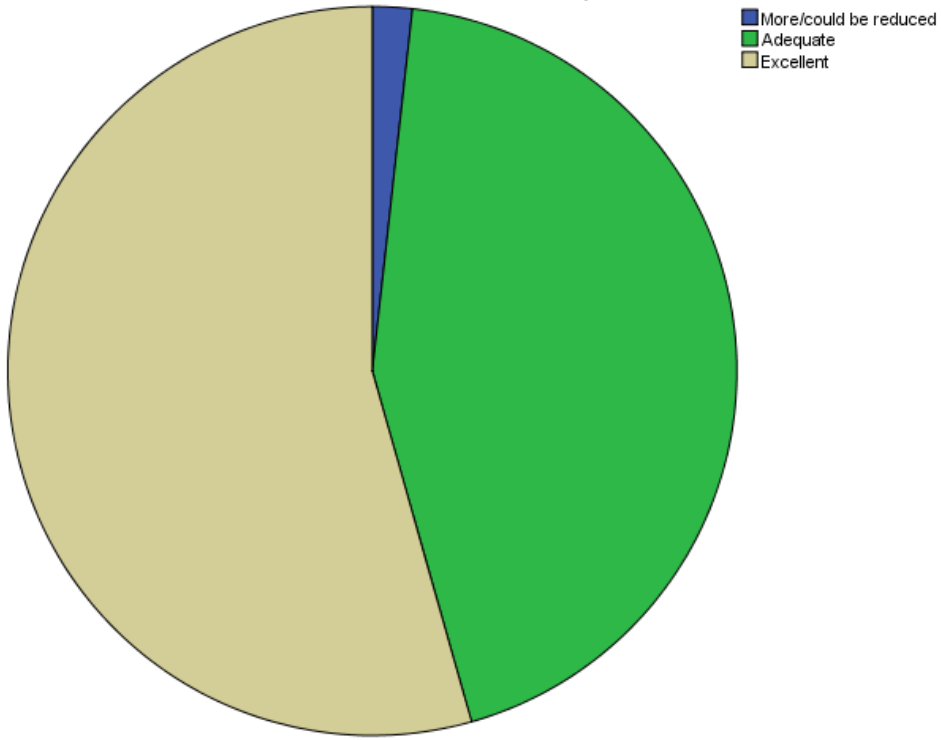
Importance given to usage of library



Usage of Technology other teaching aids



Studentsfollowup



ImportancegivenforPunctualityDisciplineRegularitySystematicWork

