



SACRED HEART COLLEGE (AUTONOMOUS)

Tirupattur – 635 601, Tamil Nadu, S.India

Resi : (04179) 220103

College : (04179) 220553

Fax : (04179) 226423

Ready for
Every Good Work

A Don Bosco Institution of Higher Education, Founded in 1951 * Affiliated to Thiruvalluvar University, Vellore * Autonomous since 1987

Accredited by NAAC (4th Cycle – under RAF) with CGPA of 3.31 / 4 at 'A+' Grade

Statistics

		CoursePaperor SubjectsinPGDI EMprogram	Contentofthecou rse	Relevanceofthec ourse	Sequenceofthec oursesintheprog ram	Inclusionofnewc urrenttopicsinthe curriculum
N	Valid	58	58	58	58	58
	Missing	0	0	0	0	0

Statistics

		Importancegiven tousageoflibrary	UsageofTechnol ogyotherteaching aids	Studentsfollowup	Importancegivenf orPunctualityDis ciplineRegularity SystematicWork	Importancegiven forthedevelopme ntofproblemsolvi ngskills
N	Valid	58	58	58	58	58
	Missing	0	0	0	0	0

Frequency Table

CoursePaperorSubjectsinPGDIEMprogram

		Frequency	Percent	Valid Percent	Cumulative Percent
Valid	Adequate	4	6.9	6.9	6.9
	Excellent	54	93.1	93.1	100.0
	Total	58	100.0	100.0	

Contentofthecourse

		Frequency	Percent	Valid Percent	Cumulative Percent
Valid	Adequate	23	39.7	39.7	39.7
	Excellent	35	60.3	60.3	100.0
	Total	58	100.0	100.0	

Relevanceofthecourse

		Frequency	Percent	Valid Percent	Cumulative Percent
Valid	Adequate	23	39.7	39.7	39.7
	Excellent	35	60.3	60.3	100.0
	Total	58	100.0	100.0	

Sequenceofthecoursesintheprogram

	Frequency	Percent	Valid Percent	Cumulative Percent
Valid More/could be reduced	1	1.7	1.7	1.7
Adequate	29	50.0	50.0	51.7
Excellent	28	48.3	48.3	100.0
Total	58	100.0	100.0	

Inclusionofnewcurrenttopicsinthecurriculum

	Frequency	Percent	Valid Percent	Cumulative Percent
Valid More/could be reduced	1	1.7	1.7	1.7
Adequate	11	19.0	19.0	20.7
Excellent	46	79.3	79.3	100.0
Total	58	100.0	100.0	

Importancegiventousageoflibrary

	Frequency	Percent	Valid Percent	Cumulative Percent
Valid More/could be reduced	1	1.7	1.7	1.7
Adequate	16	27.6	27.6	29.3
Excellent	41	70.7	70.7	100.0
Total	58	100.0	100.0	

Usage of Technology other teaching aids

		Frequency	Percent	Valid Percent	Cumulative Percent
Valid	Adequate	17	29.3	29.3	29.3
	Excellent	41	70.7	70.7	100.0
	Total	58	100.0	100.0	

Students followup

		Frequency	Percent	Valid Percent	Cumulative Percent
Valid	Adequate	12	20.7	20.7	20.7
	Excellent	46	79.3	79.3	100.0
	Total	58	100.0	100.0	

Importance given for Punctuality Discipline Regularity Systematic Work

		Frequency	Percent	Valid Percent	Cumulative Percent
Valid	Adequate	15	25.9	25.9	25.9
	Excellent	43	74.1	74.1	100.0
	Total	58	100.0	100.0	

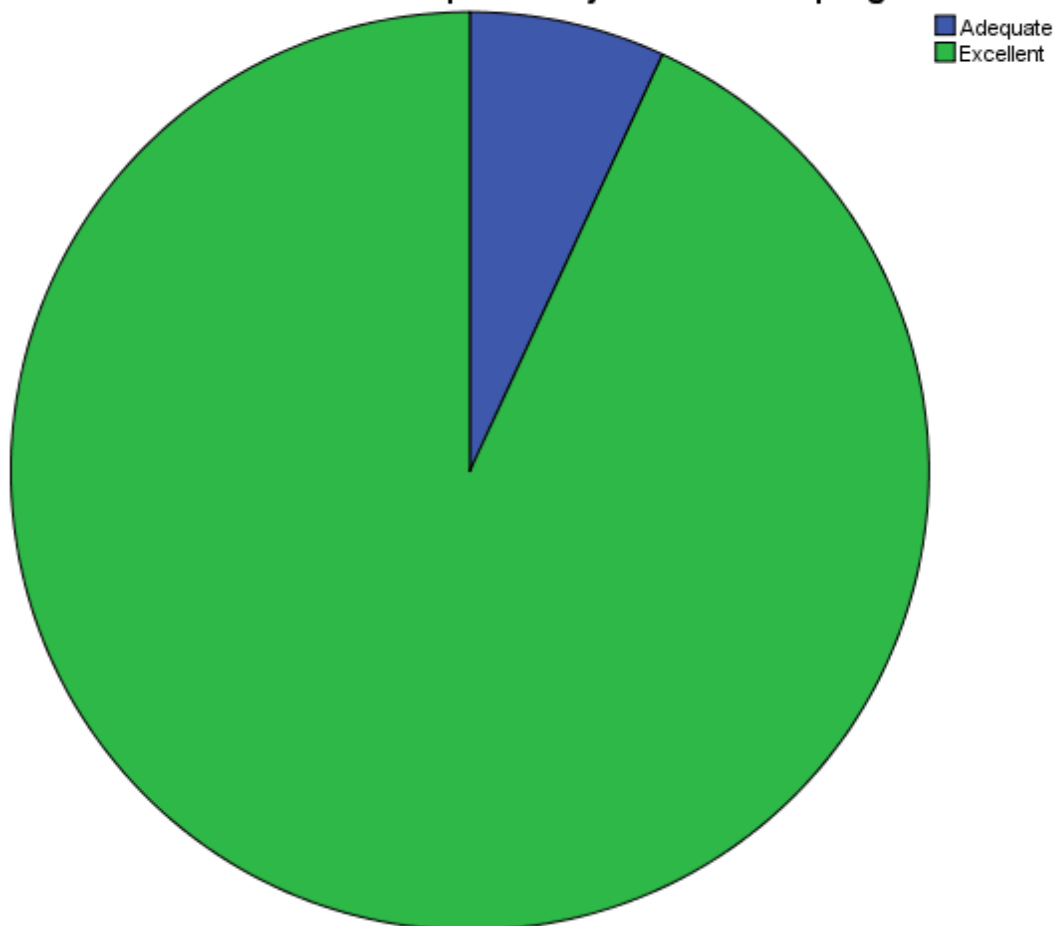
Importance given for the development of problem solving skills

		Frequency	Percent	Valid Percent	Cumulative Percent

Valid	Adequate	15	25.9	25.9	25.9
	Excellent	43	74.1	74.1	100.0
	Total	58	100.0	100.0	

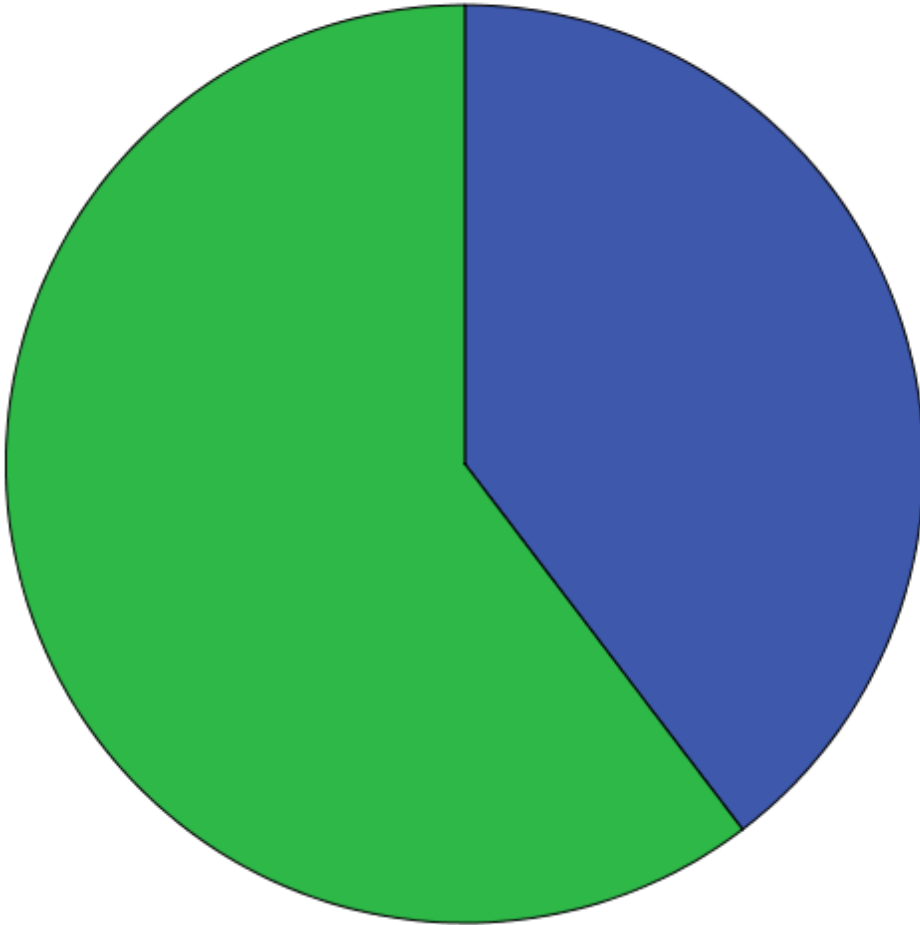
Pie Chart

Course Paper or Subjects in PGDIEM program



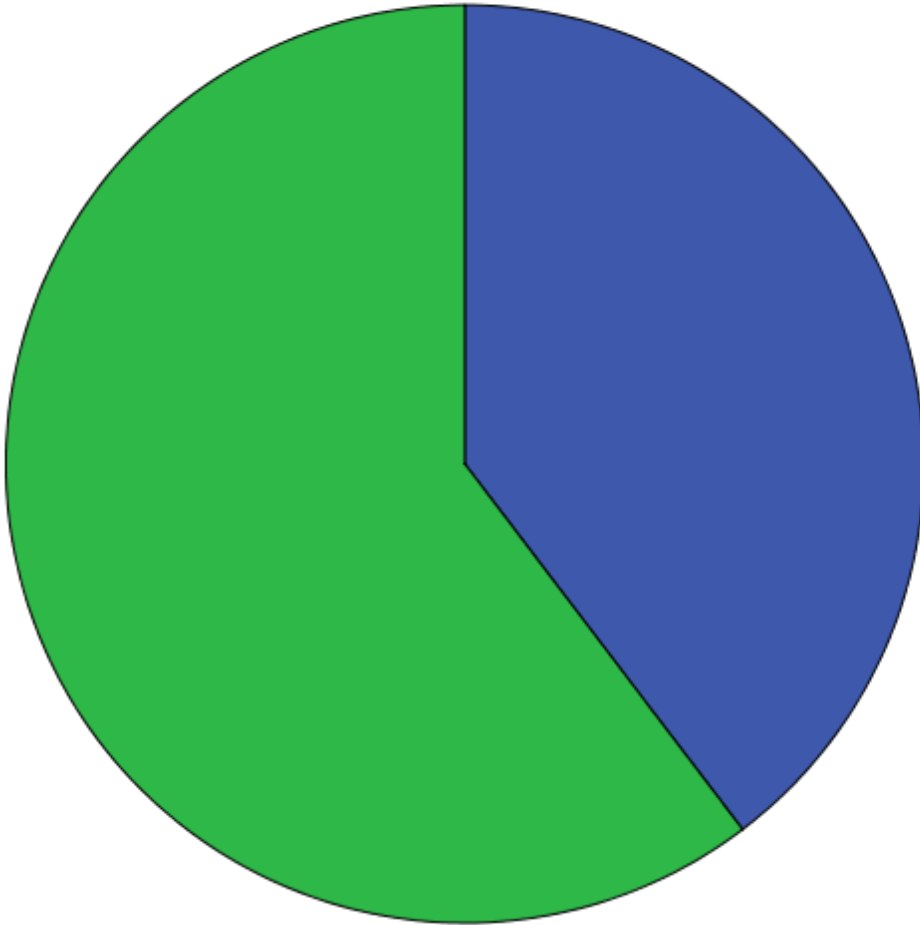
Contentofthecourse

- Adequate
- Excellent

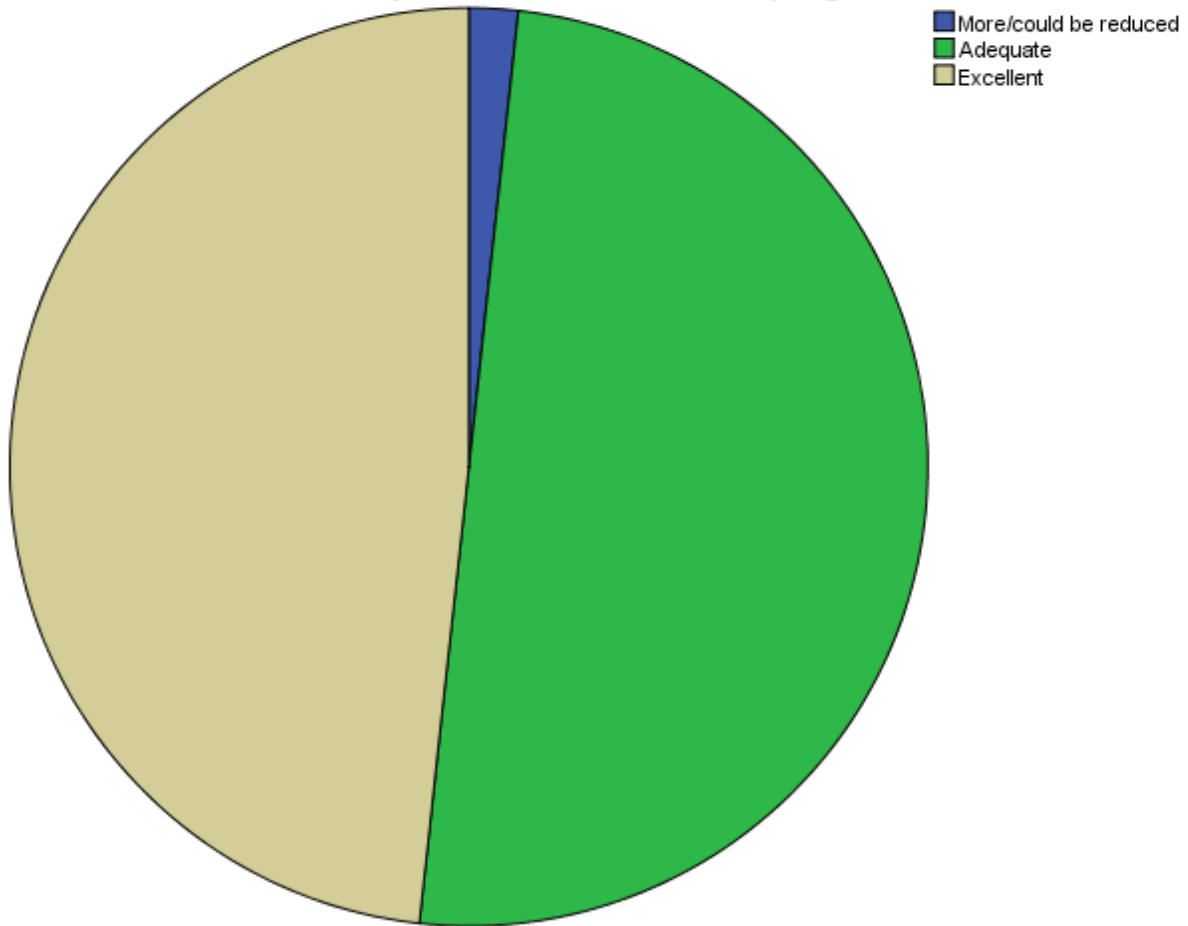


Relevanceofthecourse

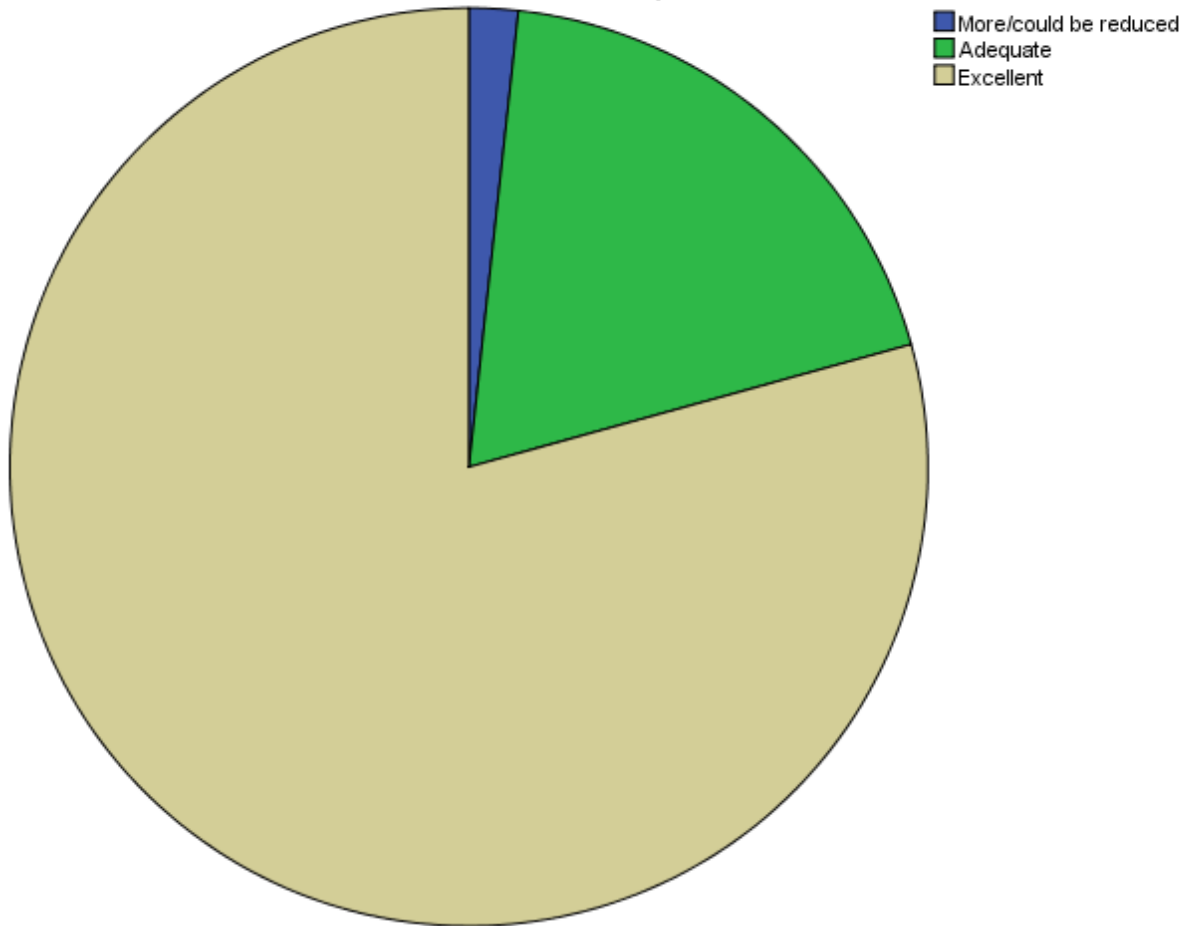
- Adequate
- Excellent



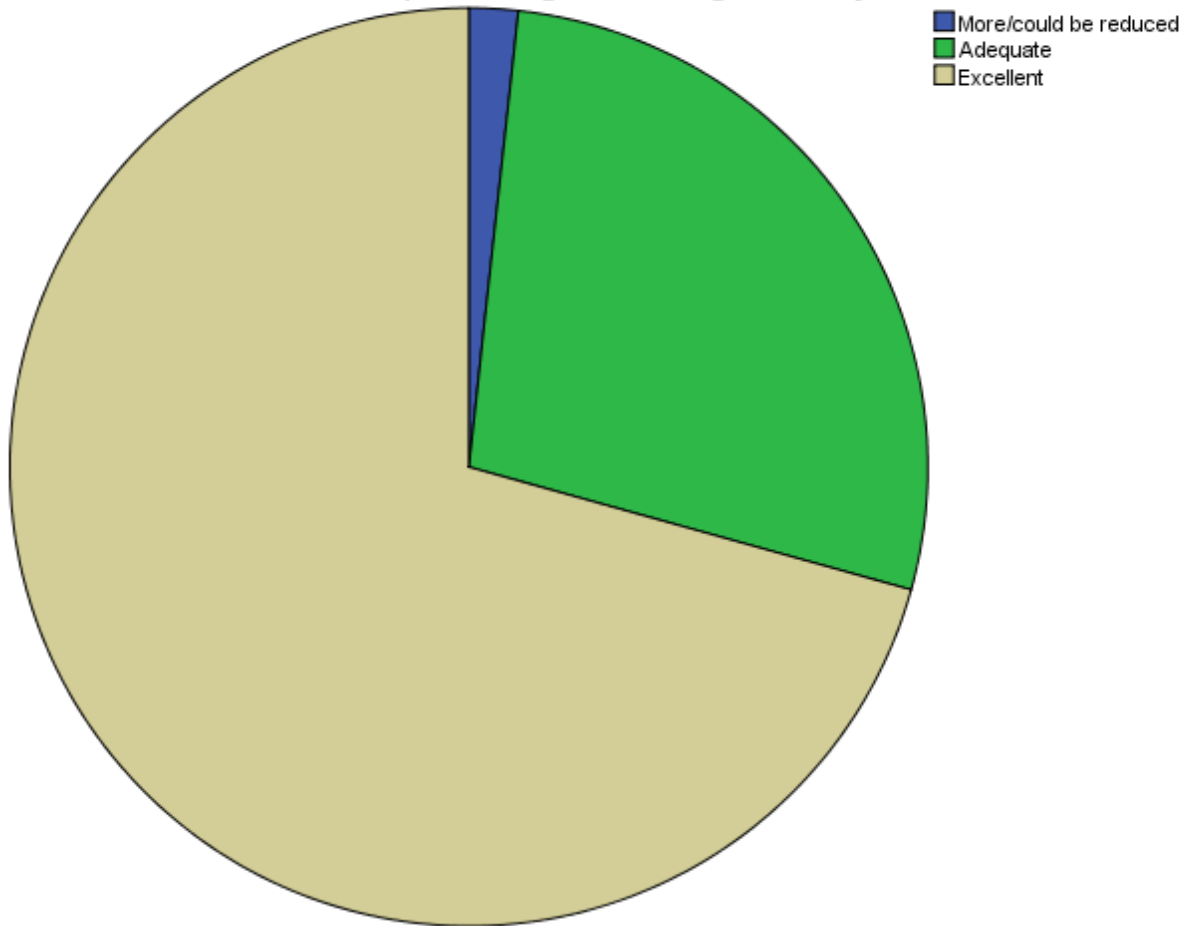
Sequenceofthecoursesinthe program



Inclusion of new current topics in the curriculum

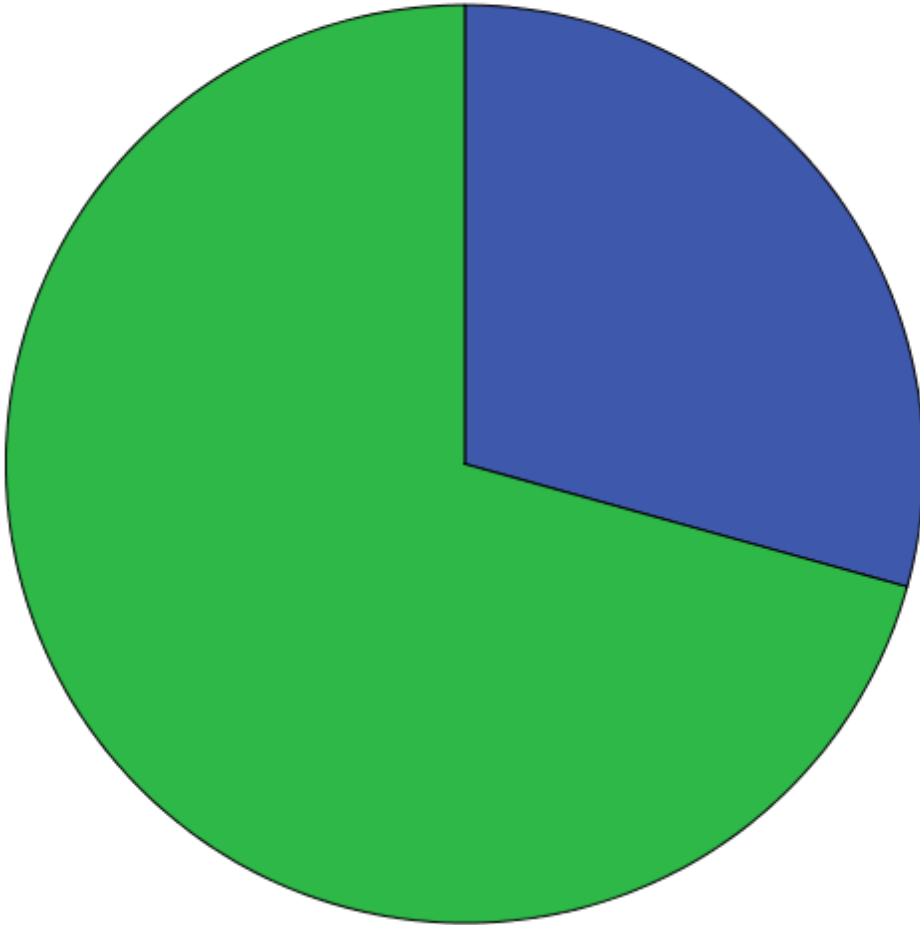


Importance given to usage of library

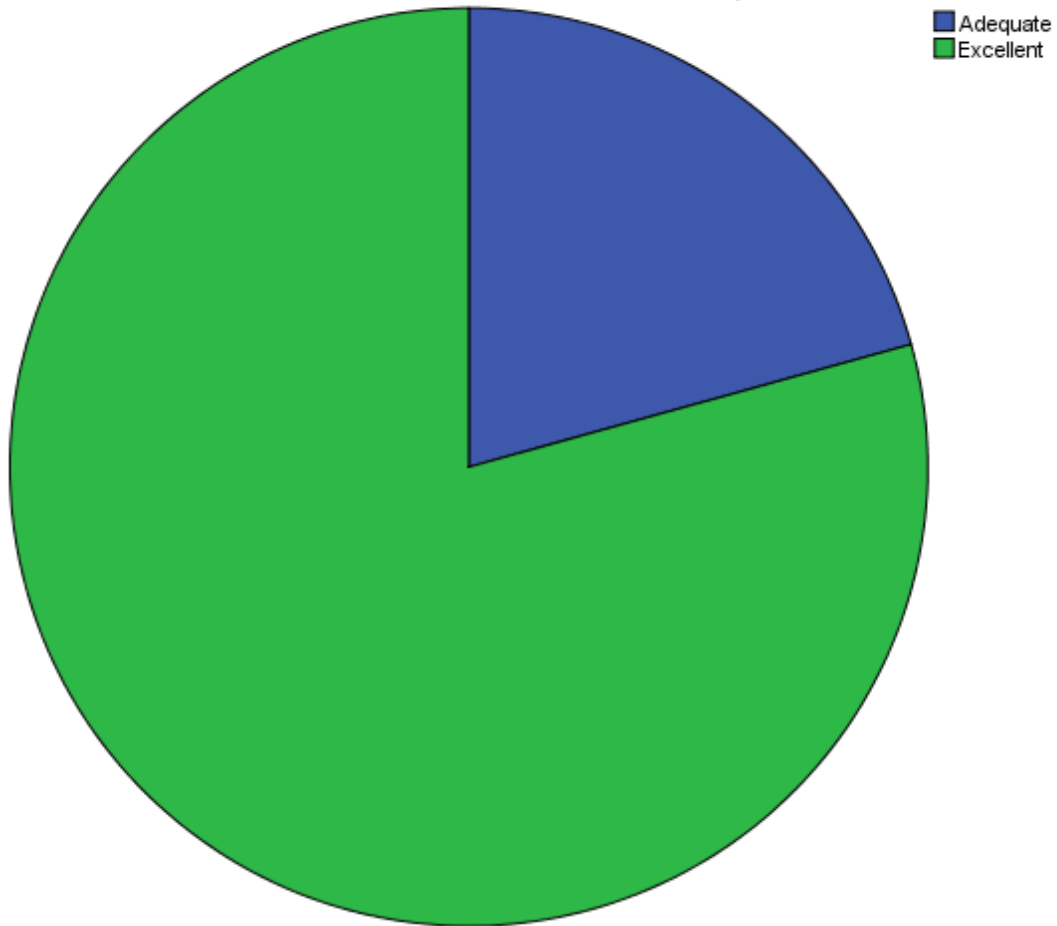


Usage of Technology other teaching aids

- Adequate
- Excellent

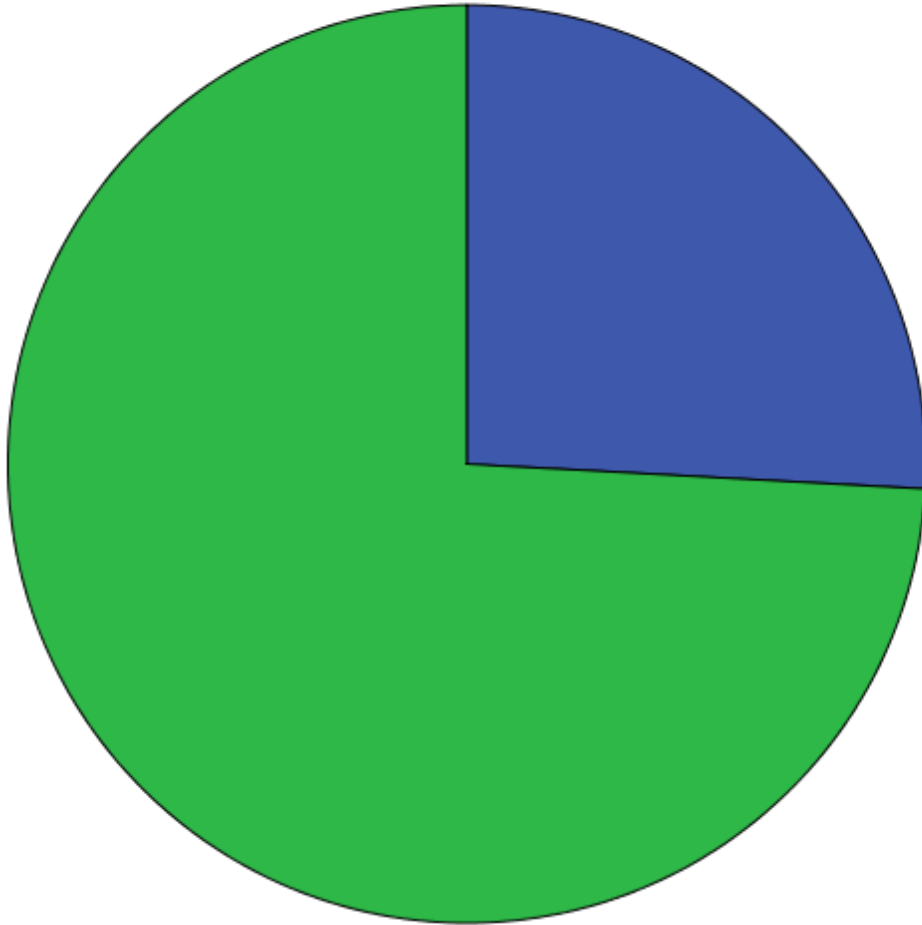


Studentsfollowup



Importance given for Punctuality Discipline Regularity Systematic Work

Adequate
Excellent



Importance given for the development of problem solving skills

- Adequate
- Excellent

