



SACRED HEART COLLEGE (AUTONOMOUS)

Tirupattur – 635 601, Tamil Nadu, S.India

Resi : (04179) 220103

College : (04179) 220553

Fax : (04179) 226423

Ready for
Every Good Work

A Don Bosco Institution of Higher Education, Founded in 1951 * Affiliated to Thiruvalluvar University, Vellore * Autonomous since 1987

Accredited by NAAC (4th Cycle – under RAF) with CGPA of 3.31 / 4 at 'A+' Grade

Statistics

	CoursePaperorSubjects inPGDIEMprogram	Contentofth ecourse	Relevanceofth ecourse	Sequenceofthecourse inthe program	Inclusionofnewcurrent topicsinthe curriculum
N Valid	54	54	54	54	54
Missing	0	0	0	0	0

Statistics

	Importancegiven tousageoflibrary	UsageofTechnolog yotherteaching aids	Student sfollowu p	Importancegivenfor PunctualityDisc iplineRegularity SystematicWork	Importancegivenfor thedevelop mentofproblems solving skills
N Valid	54	54	54	54	54
Missing	0	0	0	0	0

Frequency Table

CoursePaperorSubjectsinPGDIEMprogram

	Frequency	Percent	Valid Percent	Cumulative Percent
Valid More/could be reduced	1	1.9	1.9	1.9
Adequate	10	18.5	18.5	20.4
Excellent	43	79.6	79.6	100.0
Total	54	100.0	100.0	

Contentofthecourse

	Frequency	Percent	Valid Percent	Cumulative Percent
Valid More/could be reduced	1	1.9	1.9	1.9
Adequate	11	20.4	20.4	22.2
Excellent	42	77.8	77.8	100.0
Total	54	100.0	100.0	

Relevanceofthecourse

	Frequency	Percent	Valid Percent	Cumulative Percent
Valid Adequate	17	31.5	31.5	31.5
Excellent	37	68.5	68.5	100.0
Total	54	100.0	100.0	

Sequenceofthecoursesintheprogram

	Frequency	Percent	Valid Percent	Cumulative Percent
Valid More/could be reduced	4	7.4	7.4	7.4
Adequate	22	40.7	40.7	48.1
Excellent	28	51.9	51.9	100.0
Total	54	100.0	100.0	

Inclusionofnewcurrenttopicsinthecurriculum

	Frequency	Percent	Valid Percent	Cumulative Percent
Valid More/could be reduced	2	3.7	3.7	3.7
Adequate	19	35.2	35.2	38.9
Excellent	33	61.1	61.1	100.0
Total	54	100.0	100.0	

Importance of library usage

		Frequency	Percent	Valid Percent	Cumulative Percent
Valid	More/could be reduced	4	7.4	7.4	7.4
	Adequate	18	33.3	33.3	40.7
	Excellent	32	59.3	59.3	100.0
	Total	54	100.0	100.0	

Usage of Technology in teaching aids

		Frequency	Percent	Valid Percent	Cumulative Percent
Valid	More/could be reduced	3	5.6	5.6	5.6
	Adequate	23	42.6	42.6	48.1
	Excellent	28	51.9	51.9	100.0
	Total	54	100.0	100.0	

Students follow up

		Frequency	Percent	Valid Percent	Cumulative Percent
Valid	More/could be reduced	5	9.3	9.3	9.3
	Adequate	20	37.0	37.0	46.3
	Excellent	28	51.9	51.9	98.1
	32.00	1	1.9	1.9	100.0
	Total	54	100.0	100.0	

Importance given for Punctuality Discipline Regularity Systematic Work

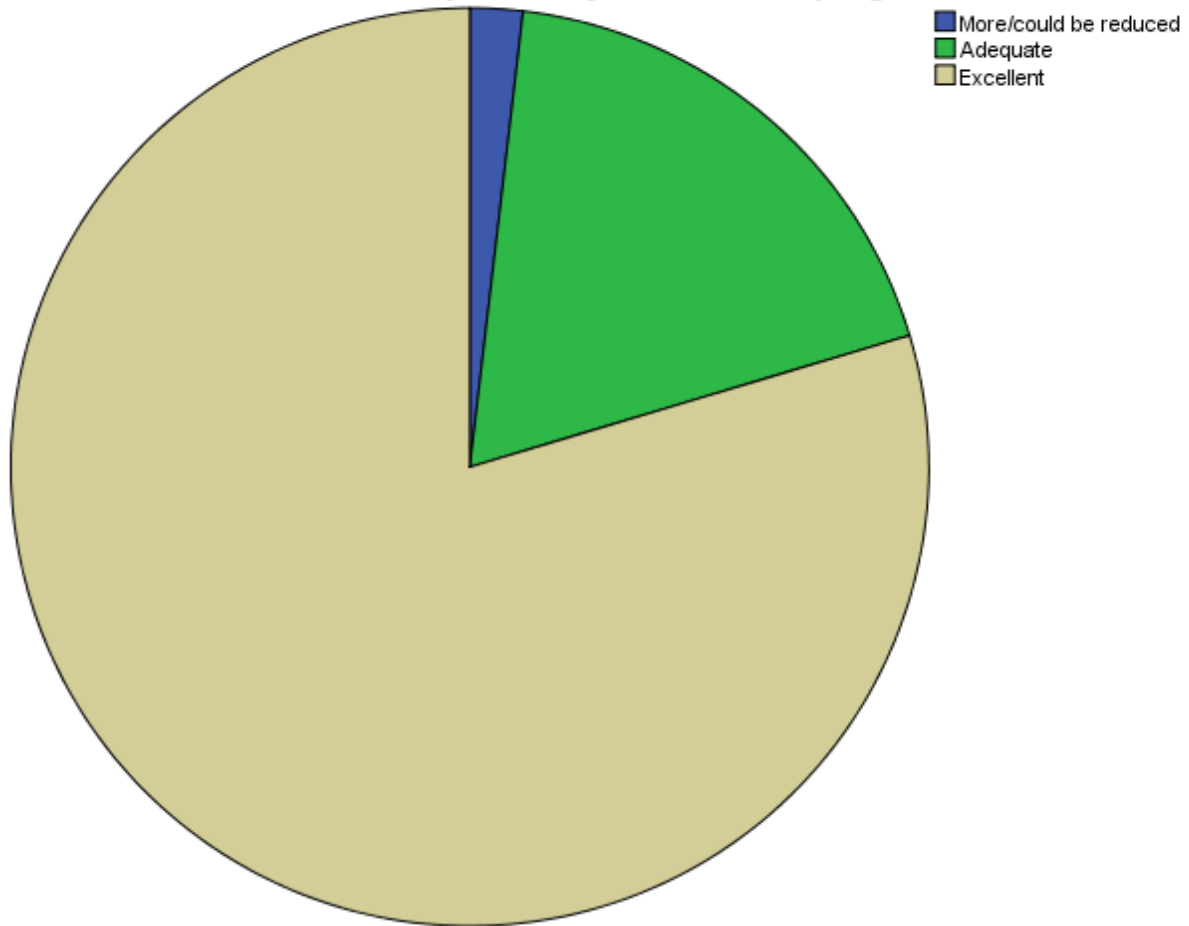
		Frequency	Percent	Valid Percent	Cumulative Percent
Valid	More/could be reduced	5	9.3	9.3	9.3
	Adequate	13	24.1	24.1	33.3
	Excellent	36	66.7	66.7	100.0
	Total	54	100.0	100.0	

Importance given for the development of problem solving skills

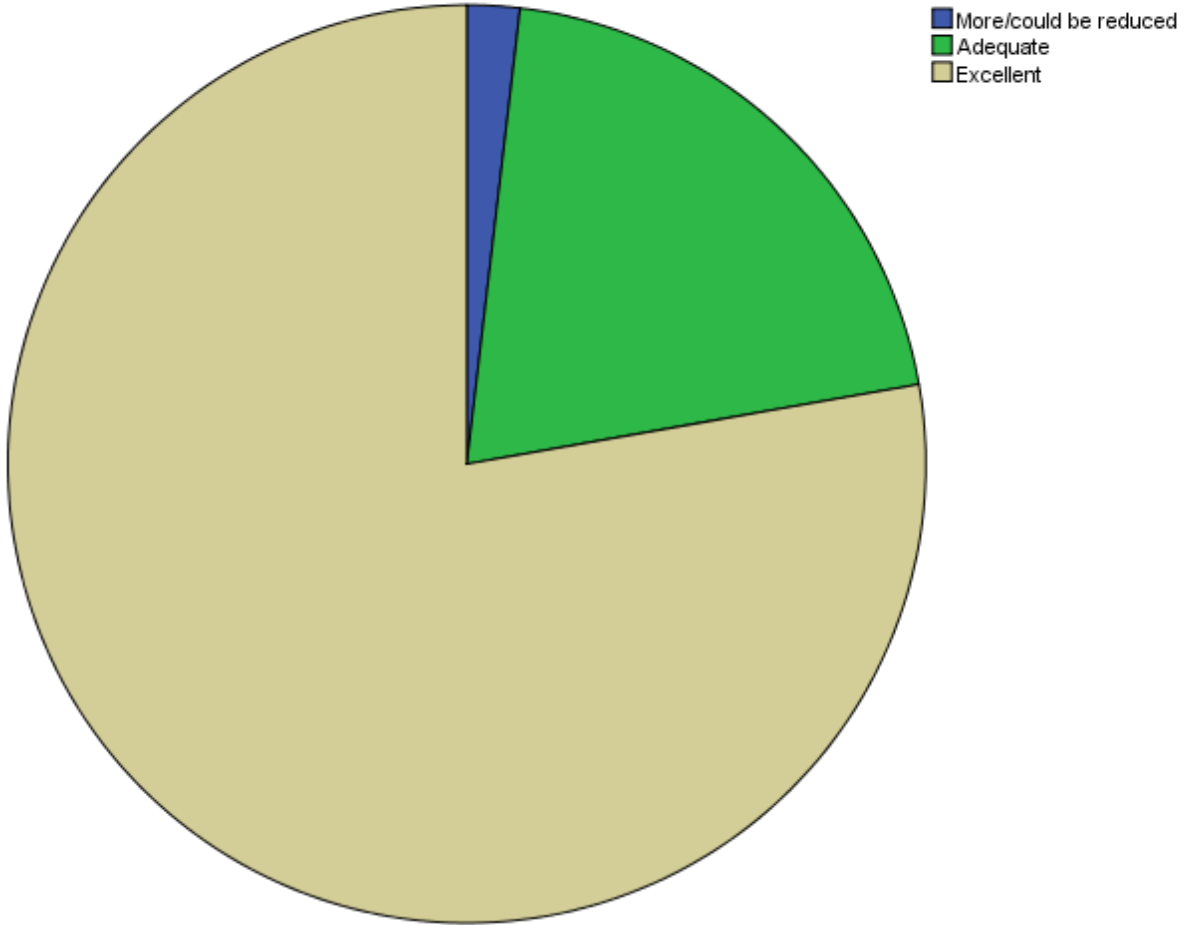
		Frequency	Percent	Valid Percent	Cumulative Percent
Valid	More/could be reduced	17	31.5	31.5	31.5
	Adequate	18	33.3	33.3	64.8
	Excellent	19	35.2	35.2	100.0
	Total	54	100.0	100.0	

Pie Chart

Course Paper or Subjects in PGDIEM program

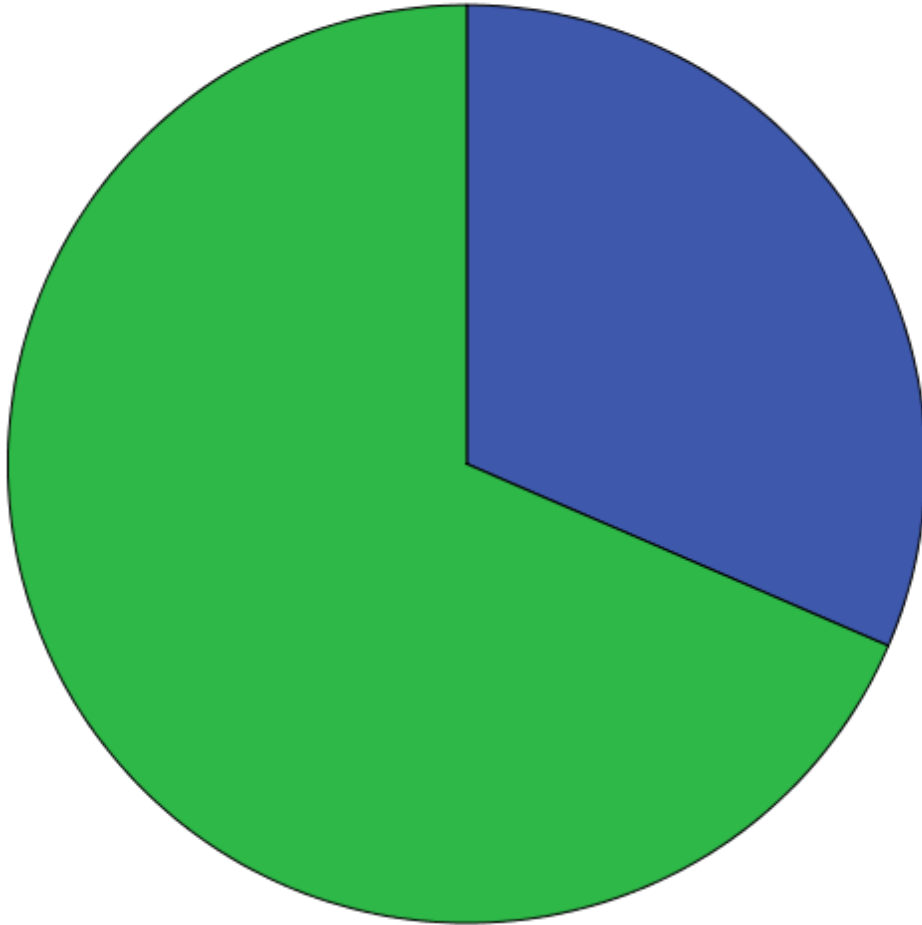


Contentofthecourse

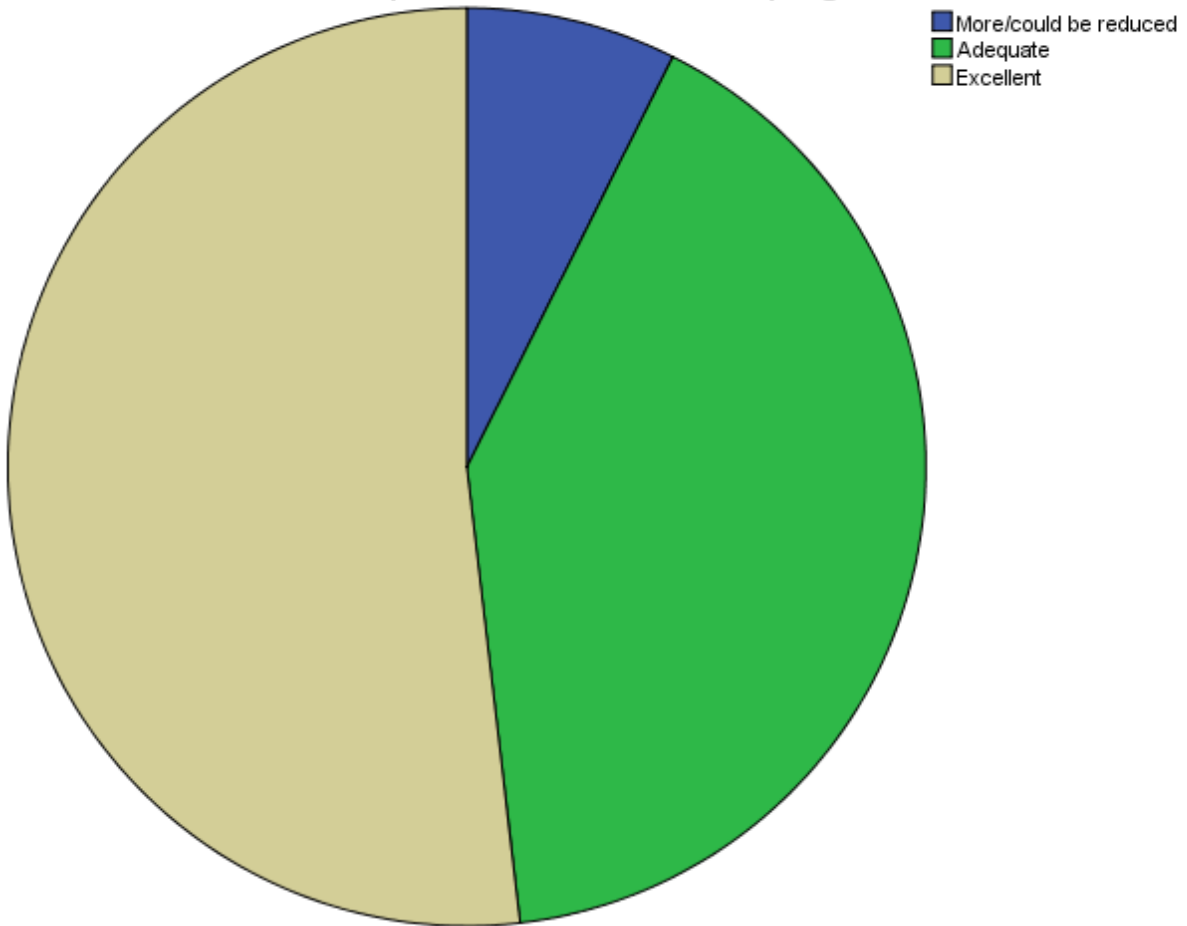


Relevanceofthecourse

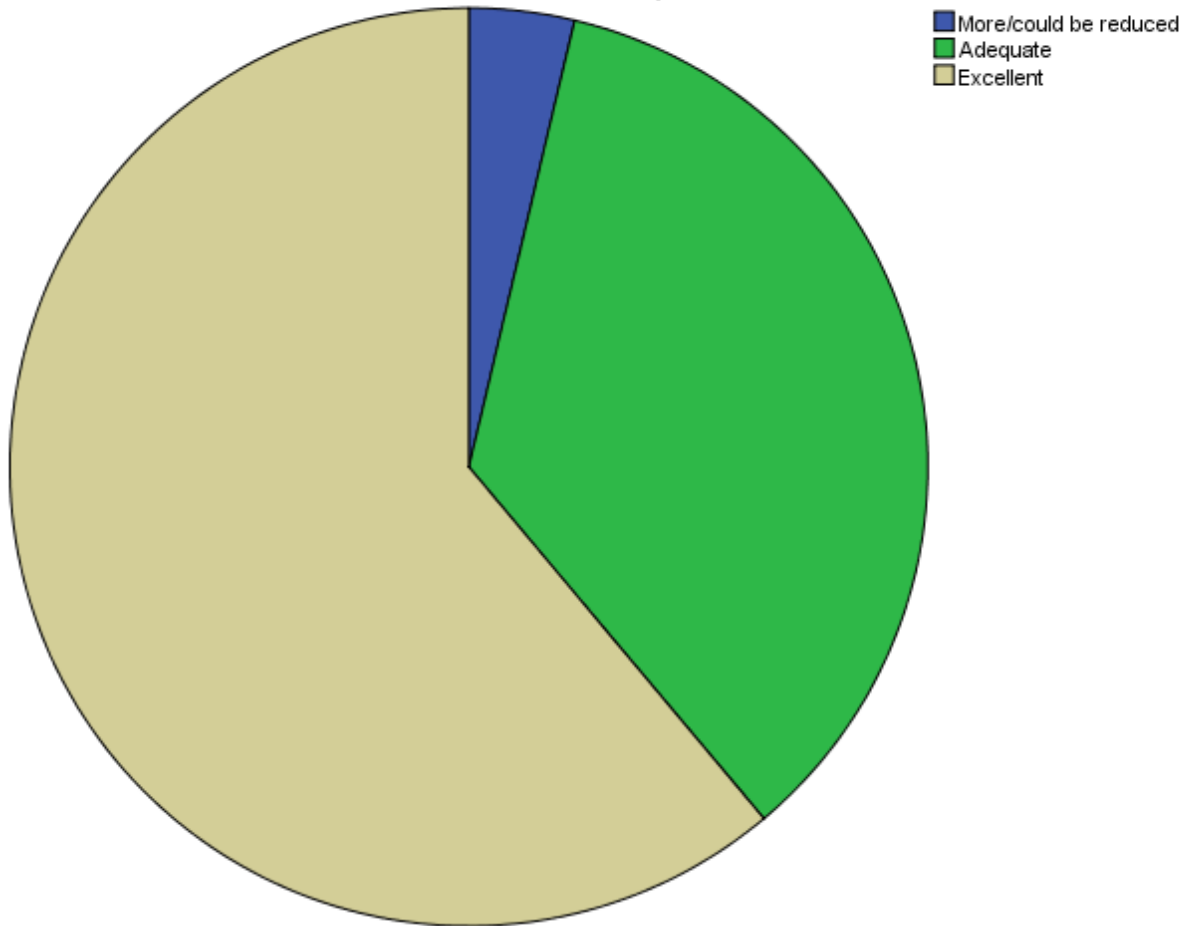
- Adequate
- Excellent



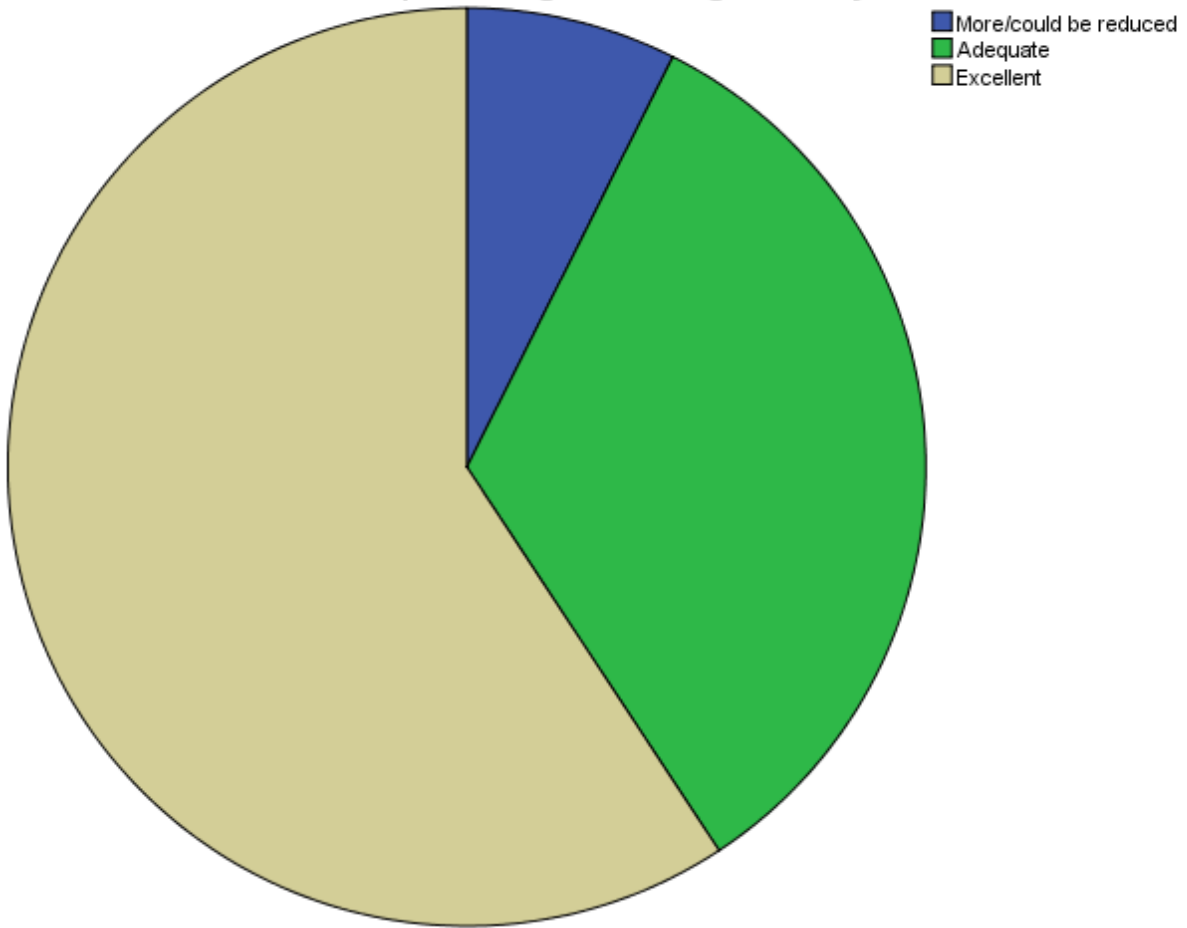
Sequenceofthecoursesinthe program



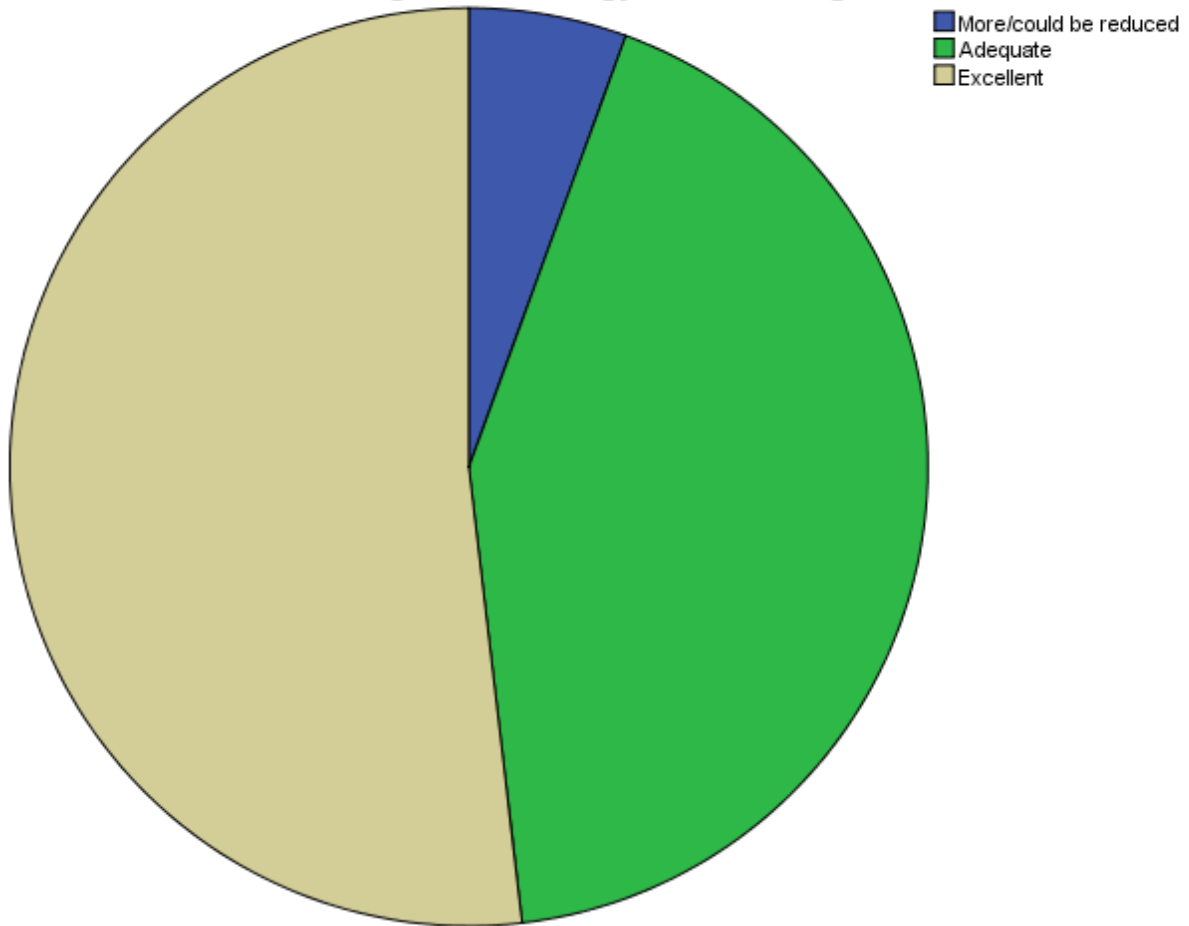
Inclusion of new current topics in the curriculum



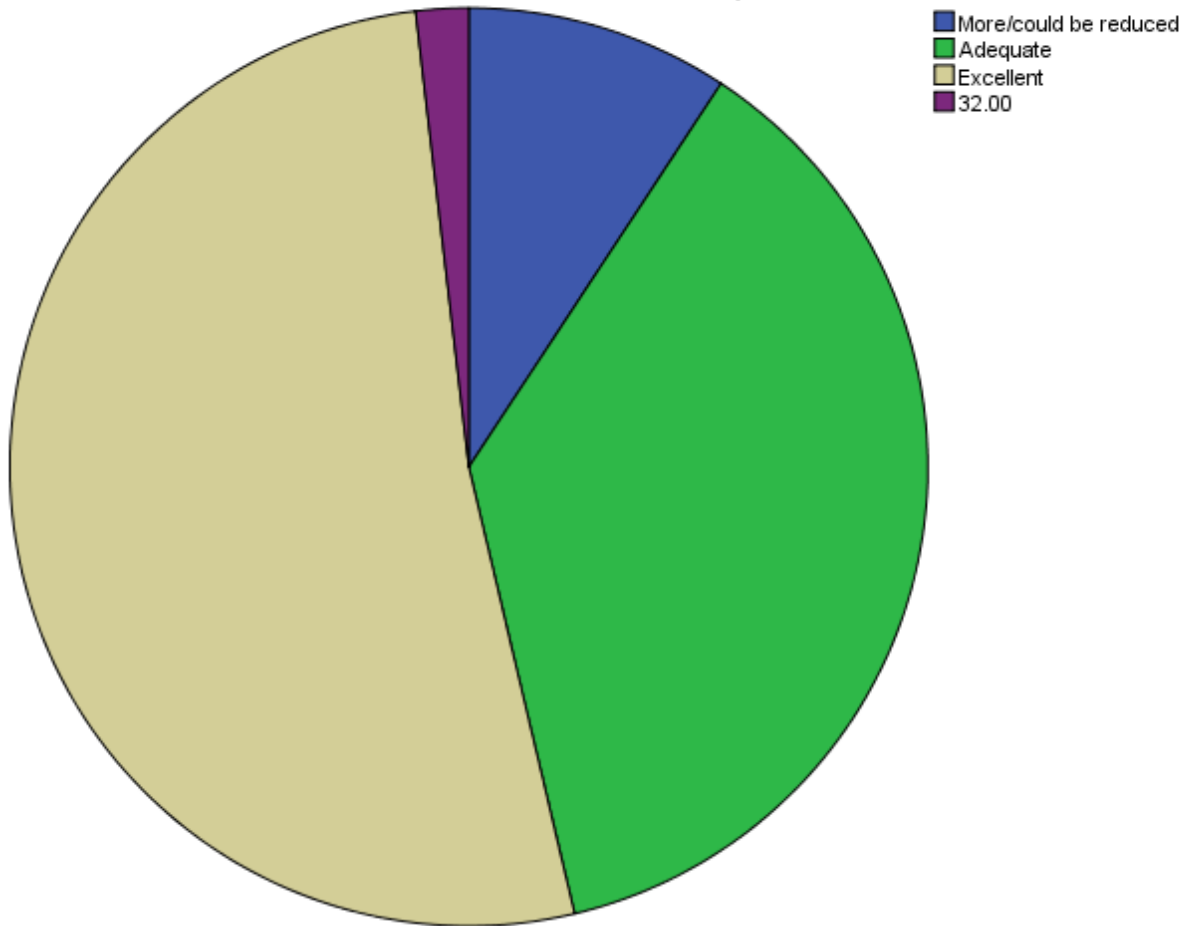
Importance given to usage of library



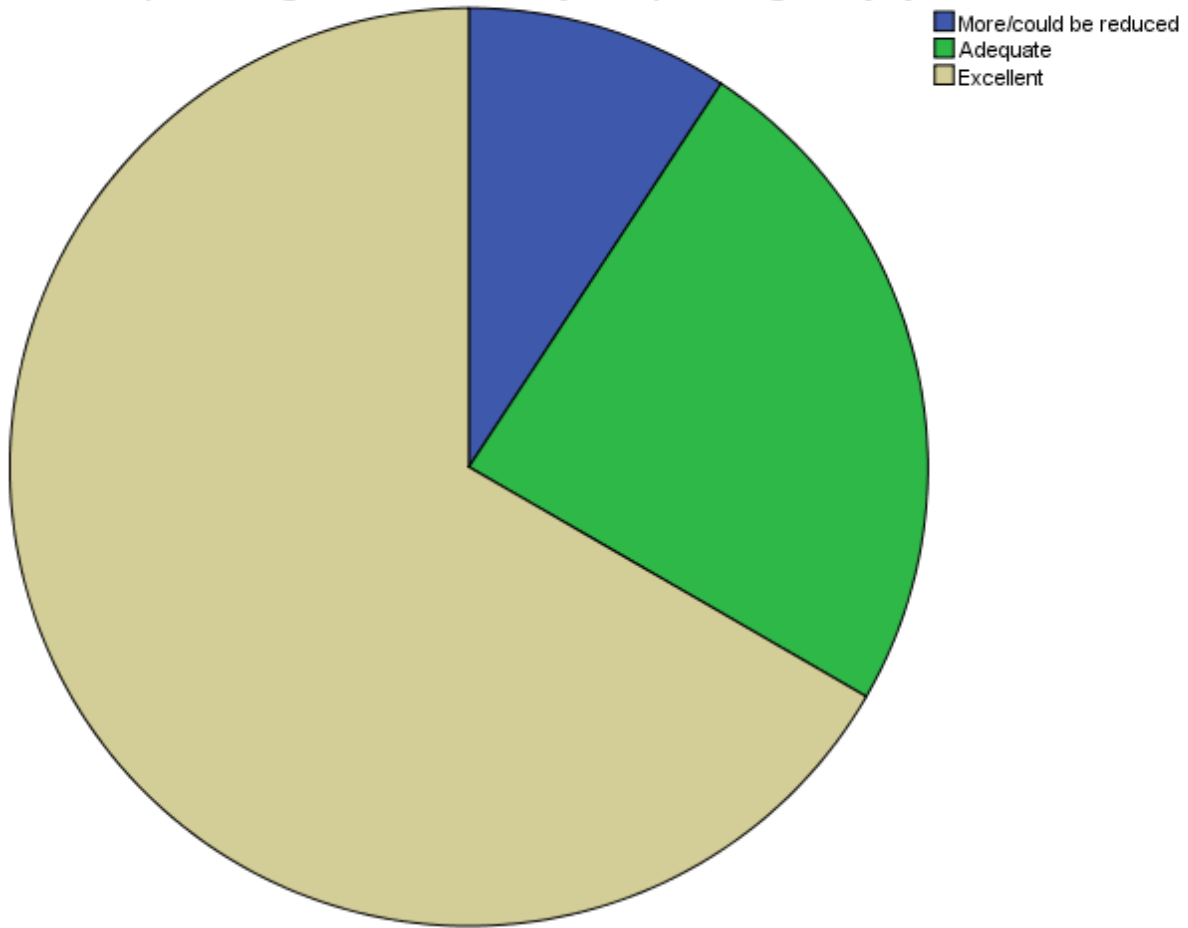
Usage of Technology other teaching aids



Studentsfollowup



Importance given for Punctuality Discipline Regularity Systematic Work



Importance given for the development of problem solving skills

- More/could be reduced
- Adequate
- Excellent

