



# SACRED HEART COLLEGE (AUTONOMOUS)

Tirupattur – 635 601, Tamil Nadu, S.India

Resi : (04179) 220103

College : (04179) 220553

Fax : (04179) 226423

Ready for  
Everv Good Work

A Don Bosco Institution of Higher Education, Founded in 1951 \* Affiliated to Thiruvalluvar University, Vellore \* Autonomous since 1987

Accredited by NAAC (4<sup>th</sup> Cycle – under RAF) with CGPA of 3.31 / 4 at 'A+' Grade

**PG DIPLOMA IN LOGISTICS MANAGEMENT  
PG AND RESEARCH DEPARTMENT OF MANAGEMENT STUDIES  
SACRED HEART COLLEGE (AUTONOMOUS), TIRUPATTUR  
STUDENT- FEEDBACK REPORT OF STAKEHOLDERS-2022-2023**

## Frequencies

### Notes

Output Created	30-DEC-2023 13:09:21
Comments	
Input	Data
	H:\SHC, Thirupattur\NAAC - 23-24\PGDLM\SF\2022 -23.sav
	Active Dataset
	DataSet1
	Filter
	<none>
	Weight
	<none>
	Split File
	<none>
	N of Rows in Working Data File
	57
Missing Value Handling	Definition of Missing
	User-defined missing values are treated as missing.
	Cases Used
	Statistics are based on all cases with valid data.

Syntax		<b>FREQUENCIES</b> VARIABLES=CoursePaperorSubjectsin PGDLMprogram Contentofthecourse Relevanceofthecourse Sequenceofthecoursesintheprogram Inclusionofnewcurrenttopicsinthecurricu lum Importancegiventousageoflibrary UsageofTechnologyotherteachingaids Studentsfollowup ImportancegivenforPunctualityDisciplin eRegularitySystematicWork Importancegivenforthedevelopmentofpr oblemsolvingskills  /PIECHART FREQ  /ORDER=ANALYSIS.	
Resources	Processor Time	00:00:04.13	
	Elapsed Time	00:00:02.64	

[DataSet1] H:\SHC, Thirupattur\NAAC - 23-24\PGDLM\SF\2022 -23.sav

**Warnings**

No valid cases remain for Importancegivenforthedevelopmentofproblemsolvingskills. A bar chart or histogram cannot be produced.

**Statistics**

		CoursePaperor SubjectsinPGDL Mprogram	Contentofthecou rse	Relevanceofthec ourse	Sequenceofthec oursesintheprog ram	Inclusionofnewc urrenttopicsinthe curriculum
N	Valid	57	57	57	57	57

Missing	0	0	0	0	0
---------	---	---	---	---	---

### Statistics

		Importancegiven tousageoflibrary	UsageofTechnol ogyotherteaching aids	Studentsfollowup	Importancegivenf orPunctualityDis ciplineRegularity SystematicWork	Importancegiven forthedevelopme ntofproblemsolvi ngskills
N	Valid	57	57	57	57	0
	Missing	0	0	0	0	57

### Frequency Table

#### CoursePaperorSubjectsinPGDLMprogram

		Frequency	Percent	Valid Percent	Cumulative Percent
Valid	Adequate	2	3.5	3.5	3.5
	Excellent	55	96.5	96.5	100.0
	Total	57	100.0	100.0	

#### Contentofthecourse

		Frequency	Percent	Valid Percent	Cumulative Percent
Valid	More/could be reduced	3	5.3	5.3	5.3
	Adequate	4	7.0	7.0	12.3

Excellent	50	87.7	87.7	100.0
Total	57	100.0	100.0	

**Relevanceofthecourse**

	Frequency	Percent	Valid Percent	Cumulative Percent
Valid More/could be reduced	1	1.8	1.8	1.8
Excellent	56	98.2	98.2	100.0
Total	57	100.0	100.0	

**Sequenceofthecoursesintheprogram**

	Frequency	Percent	Valid Percent	Cumulative Percent
Valid More/could be reduced	1	1.8	1.8	1.8
Adequate	10	17.5	17.5	19.3
Excellent	46	80.7	80.7	100.0
Total	57	100.0	100.0	

**Inclusionofnewcurrenttopicsinthecurriculum**

	Frequency	Percent	Valid Percent	Cumulative Percent
Valid More/could be reduced	4	7.0	7.0	7.0
Adequate	7	12.3	12.3	19.3
Excellent	46	80.7	80.7	100.0
Total	57	100.0	100.0	

**Importance given to usage of library**

		Frequency	Percent	Valid Percent	Cumulative Percent
Valid	More/could be reduced	4	7.0	7.0	7.0
	Adequate	12	21.1	21.1	28.1
	Excellent	41	71.9	71.9	100.0
	Total	57	100.0	100.0	

**Usage of Technology other teaching aids**

		Frequency	Percent	Valid Percent	Cumulative Percent
Valid	More/could be reduced	2	3.5	3.5	3.5
	Adequate	24	42.1	42.1	45.6
	Excellent	31	54.4	54.4	100.0
	Total	57	100.0	100.0	

**Students followup**

		Frequency	Percent	Valid Percent	Cumulative Percent
Valid	More/could be reduced	1	1.8	1.8	1.8
	Adequate	25	43.9	43.9	45.6
	Excellent	31	54.4	54.4	100.0
	Total	57	100.0	100.0	

**Importance given for Punctuality Discipline Regularity Systematic Work**

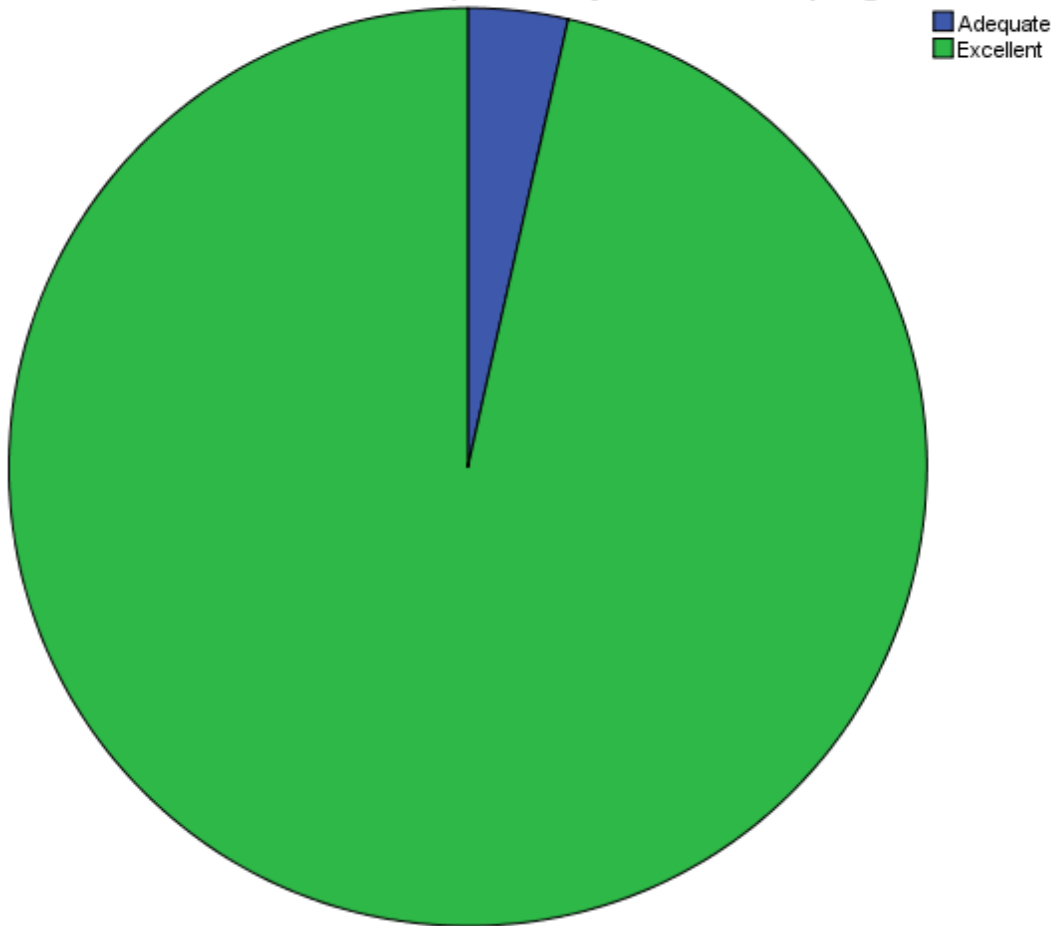
	Frequency	Percent	Valid Percent	Cumulative Percent
Valid More/could be reduced	5	8.8	8.8	8.8
Adequate	16	28.1	28.1	36.8
Excellent	36	63.2	63.2	100.0
Total	57	100.0	100.0	

**Importance given for the development of problem solving skills**

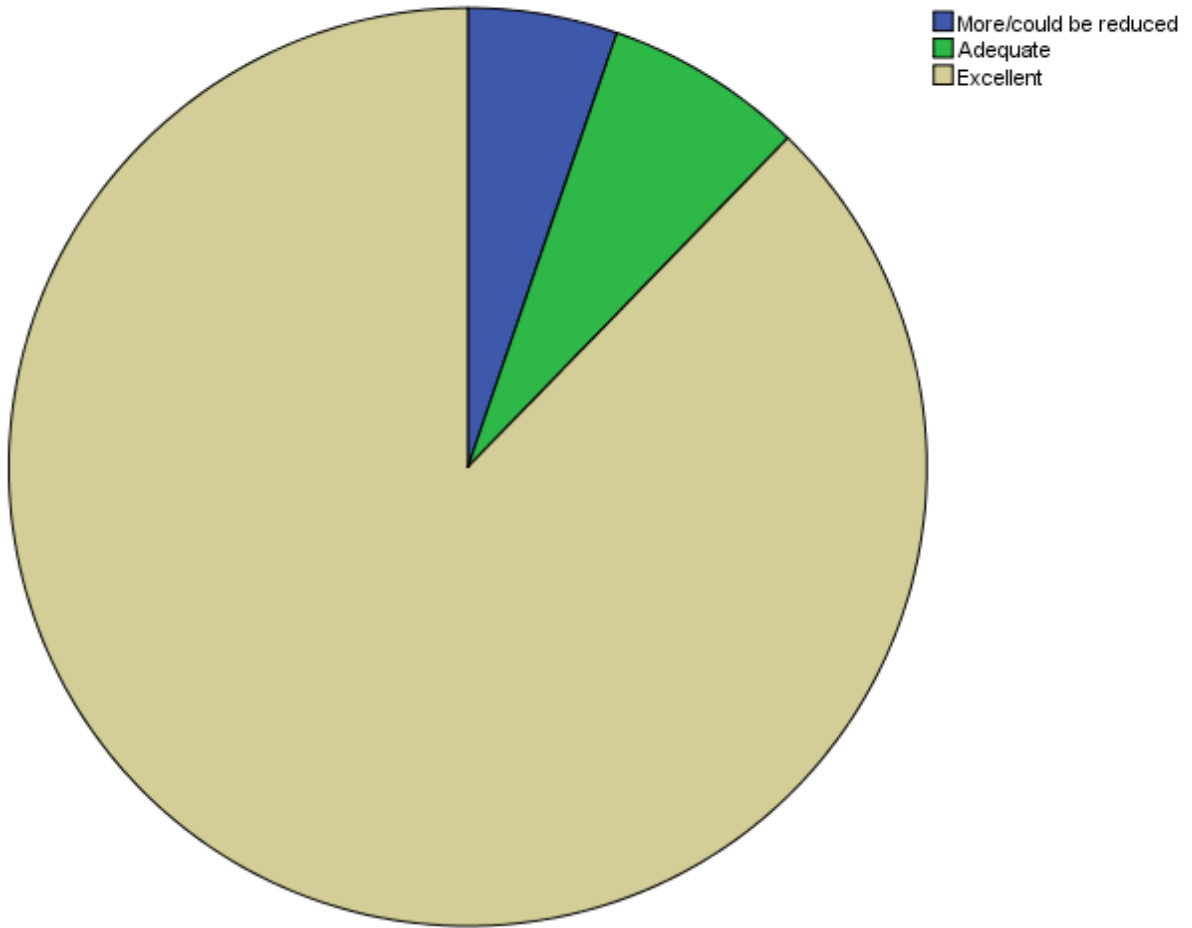
	Frequency	Percent
Missing System	57	100.0

**Pie Chart**

**Course Paper or Subjects in PGDL M program**

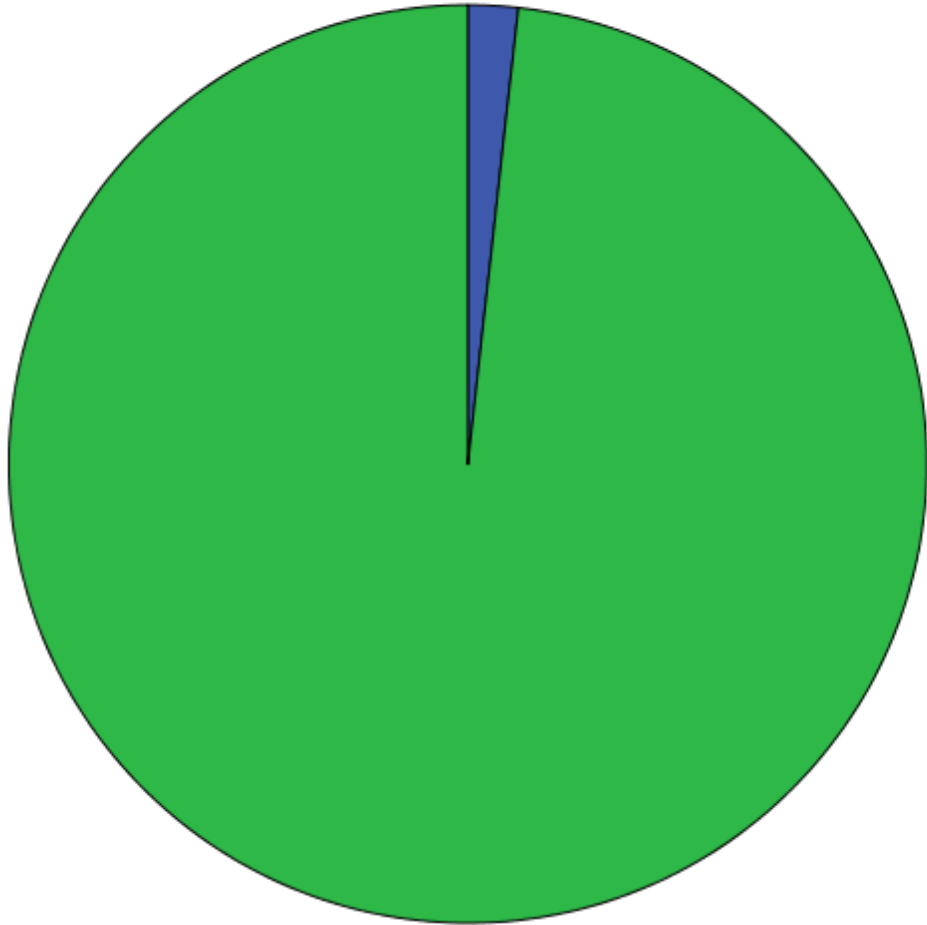


**Contentofthecourse**



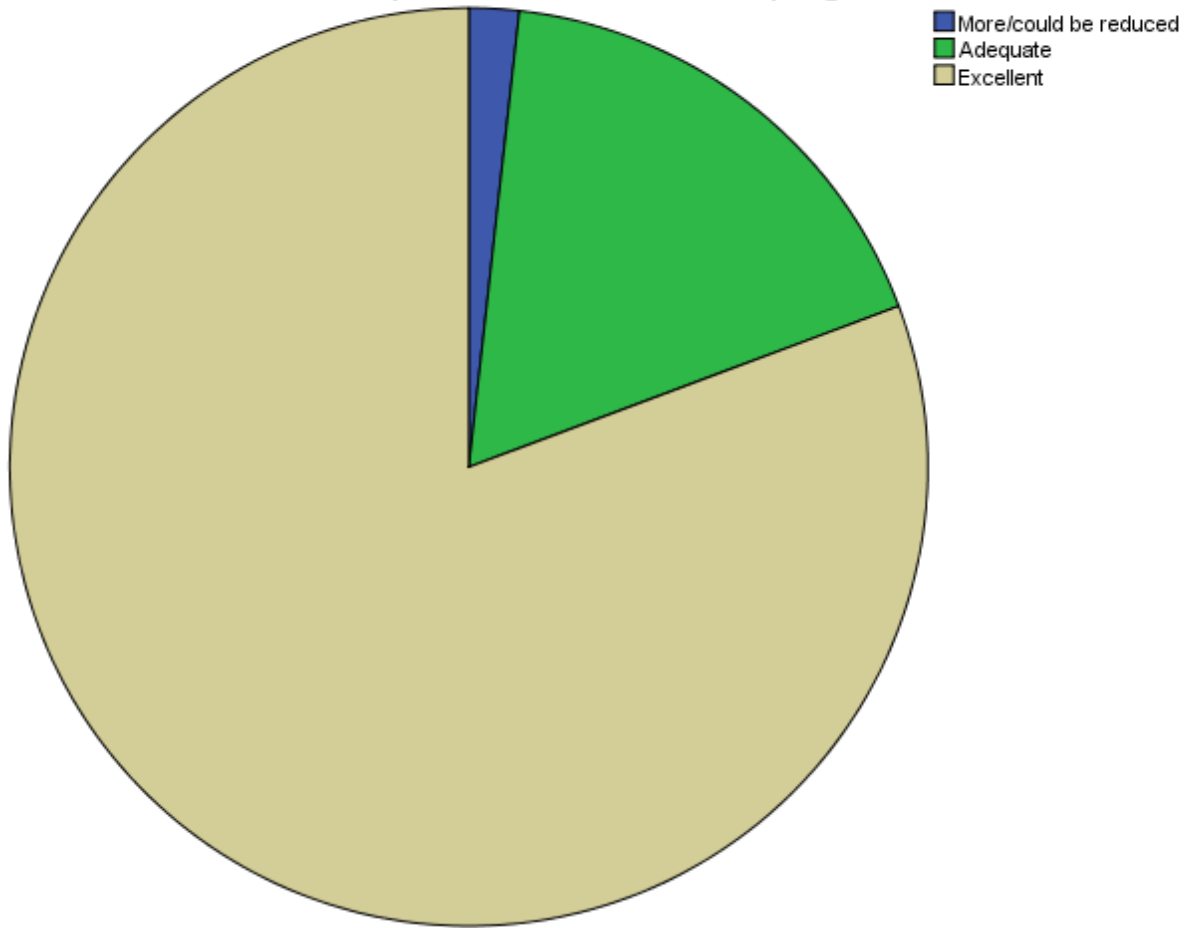


**Relevanceofthecourse**

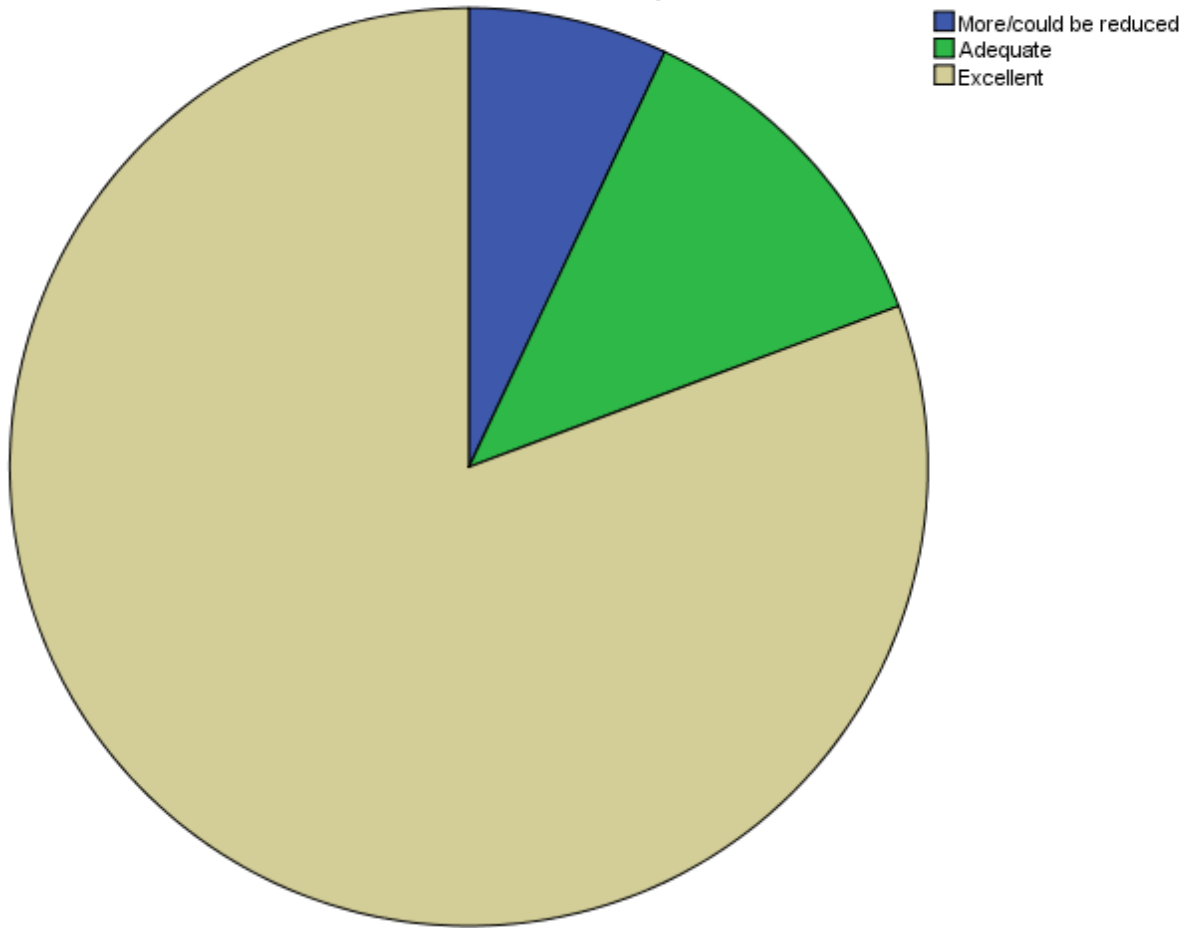


- More/could be reduced
- Excellent

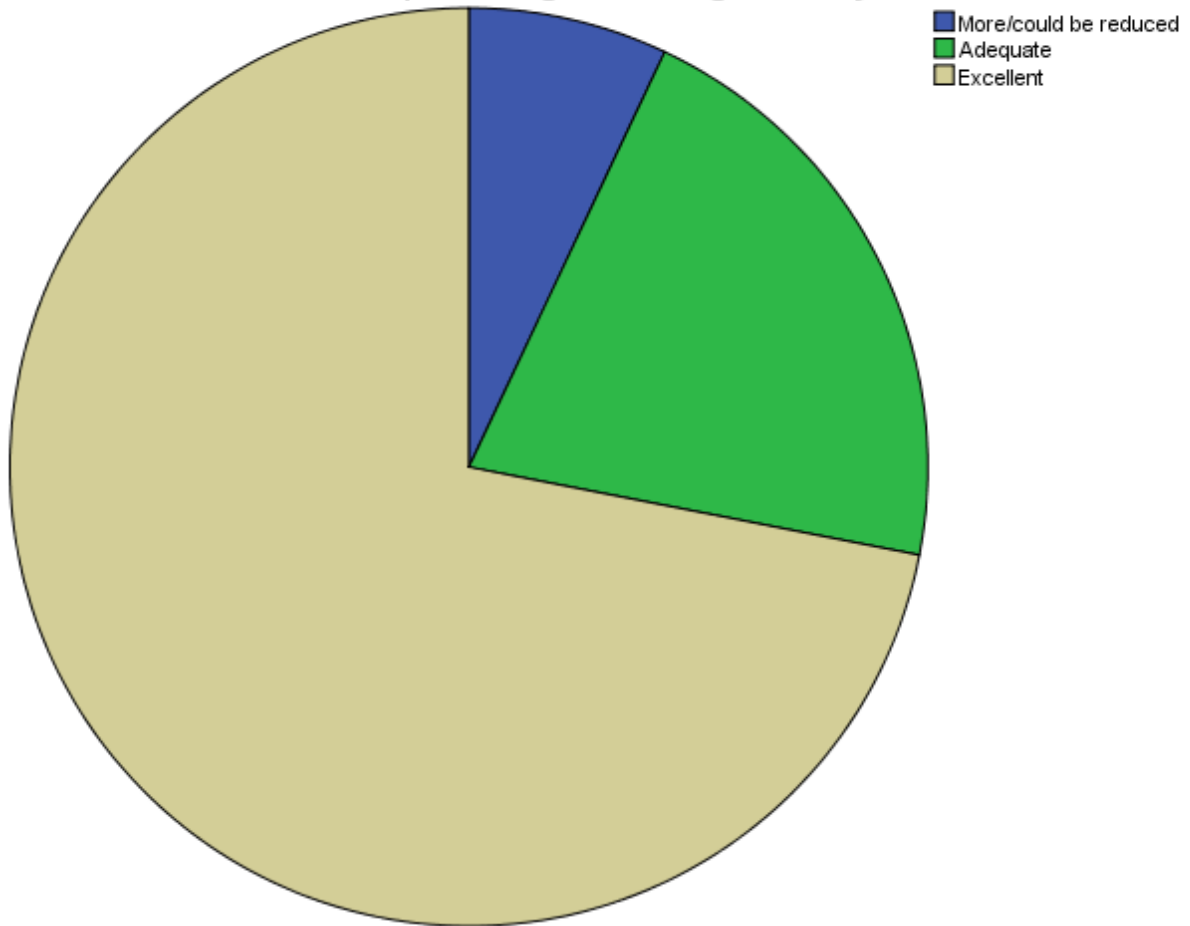
### Sequenceofthecoursesinthe program



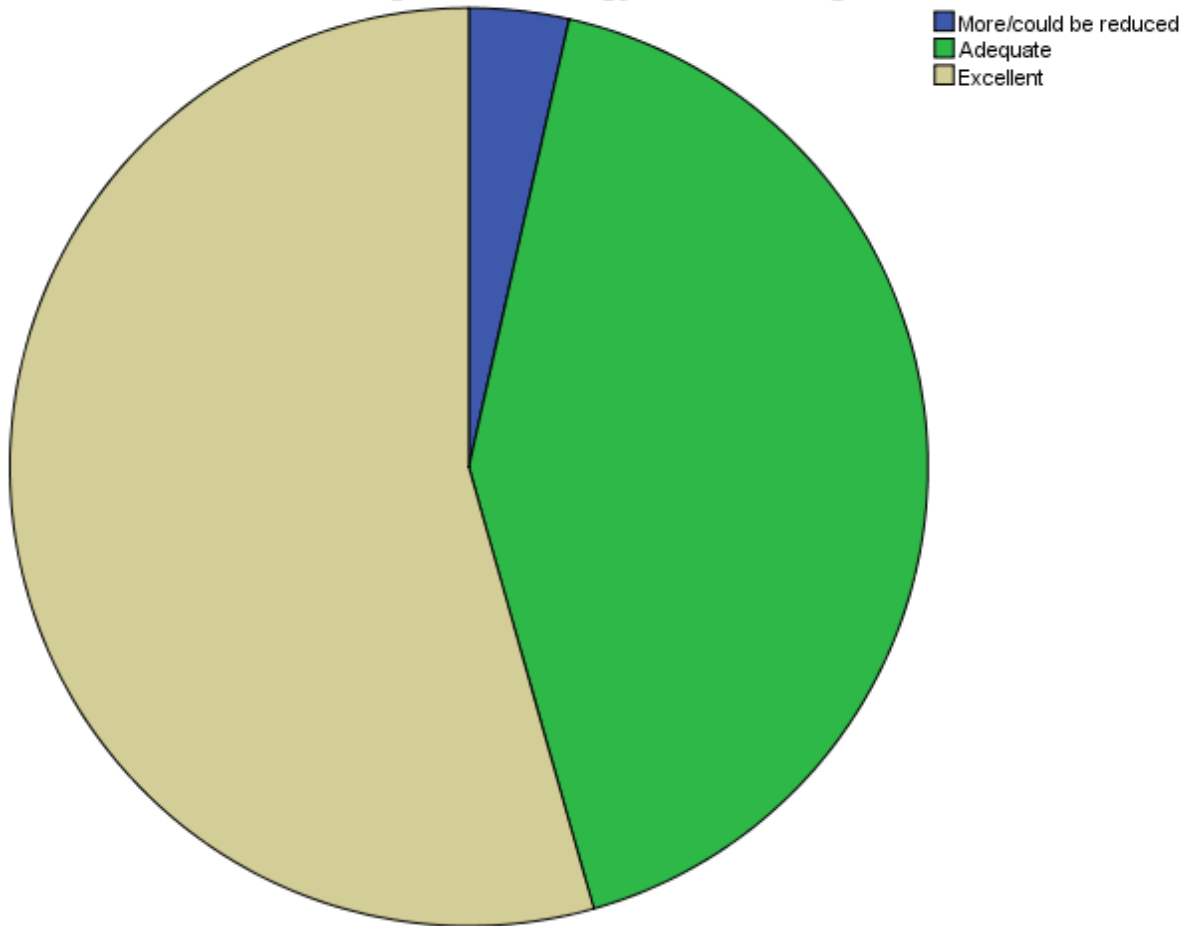
### Inclusion of new current topics in the curriculum



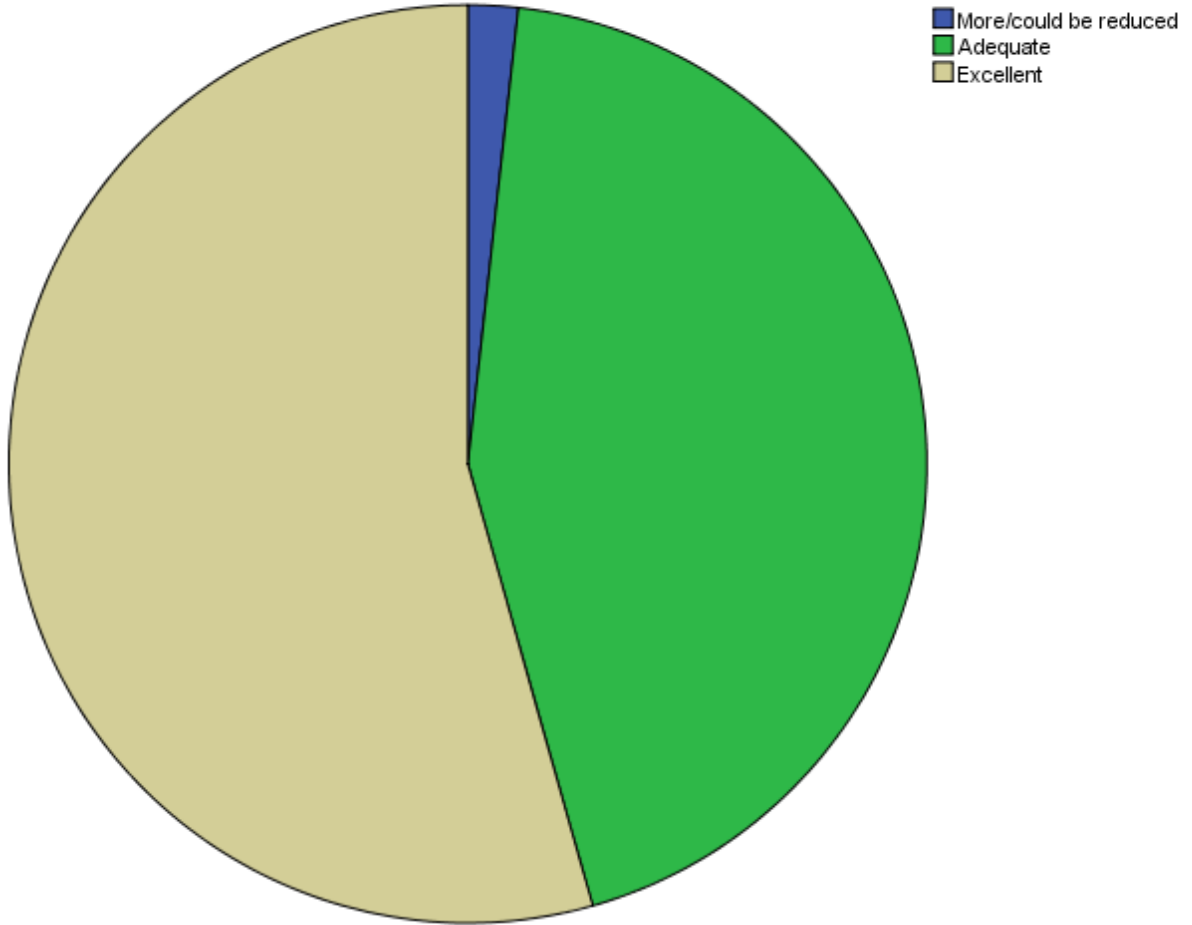
### Importance given to usage of library



### Usage of Technology in the teaching aids



### Studentsfollowup



Importance given for Punctuality Discipline Regularity Systematic Work

