



SACRED HEART COLLEGE (AUTONOMOUS)

Tirupattur – 635 601, Tamil Nadu, S.India

Resi : (04179) 220103

College : (04179) 220553

Fax : (04179) 226423

Ready for
Every Good Work

A Don Bosco Institution of Higher Education, Founded in 1951 * Affiliated to Thiruvalluvar University, Vellore * Autonomous since 1987

Accredited by NAAC (4th Cycle – under RAF) with CGPA of 3.31 / 4 at 'A+' Grade

**PG DIPLOMA IN LOGISTICS MANAGEMENT
PG AND RESEARCH DEPARTMENT OF MANAGEMENT STUDIES
SACRED HEART COLLEGE (AUTONOMOUS), TIRUPATTUR
STUDENT- FEEDBACK REPORT OF STAKEHOLDERS- 2020-2021**

Frequencies

Notes

Output Created	30-DEC-2023 13:07:05
Comments	
Input Data	H:\SHC, Thirupattur\NAAC - 23-24\PGDLM\SF\2020 -21.sav
Active Dataset	DataSet1
Filter	<none>
Weight	<none>
Split File	<none>
N of Rows in Working Data File	54
Missing Value Handling Definition of Missing	User-defined missing values are treated as missing.
Cases Used	Statistics are based on all cases with valid data.

Syntax		FREQUENCIES VARIABLES=CoursePaperorSubjectsin PGDLMprogram Contentofthecourse Relevanceofthecourse Sequenceofthecoursesinthe program Inclusionofnewcurrenttopicsinthe curriculum Importancegiven tousageoflibrary UsageofTechnologyotherteaching aids Studentsfollowup ImportancegivenforPunctuality DisciplineRegularitySystematic Work Importancegivenforthedevelopmentof problemsolving skills /PIECHART FREQ /ORDER=ANALYSIS.	
Resources	Processor Time	00:00:04.27	
	Elapsed Time	00:00:02.75	

[DataSet1] H:\SHC, Thirupattur\NAAC - 23-24\PGDLM\SF\2020 -21.sav

Statistics

		CoursePaperor SubjectsinPGDL Mprogram	Contentofthecou rse	Relevanceofthec ourse	Sequenceofthec oursesintheprog ram	Inclusionofnewc urrenttopicsinthe curriculum
N	Valid	54	54	54	54	54
	Missing	0	0	0	0	0

Statistics

		Importancegiven tousageoflibrary	UsageofTechnol ogyotherteaching aids	Studentsfollowup	Importancegivenf orPunctualityDis ciplineRegularity SystematicWork	Importancegiven forthedevelopme ntofproblemsolvi ngskills

N	Valid	54	54	54	54	54
	Missing	0	0	0	0	0

Frequency Table

CoursePaperorSubjectsinPGDLMprogram

		Frequency	Percent	Valid Percent	Cumulative Percent
Valid	Adequate	5	9.3	9.3	9.3
	Excellent	49	90.7	90.7	100.0
	Total	54	100.0	100.0	

Contentofthecourse

		Frequency	Percent	Valid Percent	Cumulative Percent
Valid	Adequate	20	37.0	37.0	37.0
	Excellent	34	63.0	63.0	100.0
	Total	54	100.0	100.0	

Relevanceofthecourse

	Frequency	Percent	Valid Percent	Cumulative Percent

Valid	More/could be reduced	2	3.7	3.7	3.7
	Adequate	5	9.3	9.3	13.0
	Excellent	47	87.0	87.0	100.0
	Total	54	100.0	100.0	

Sequenceofthecoursesinthe program

		Frequency	Percent	Valid Percent	Cumulative Percent
Valid	More/could be reduced	2	3.7	3.7	3.7
	Adequate	10	18.5	18.5	22.2
	Excellent	42	77.8	77.8	100.0
	Total	54	100.0	100.0	

Inclusionofnewcurrenttopicsinthe curriculum

		Frequency	Percent	Valid Percent	Cumulative Percent
Valid	More/could be reduced	1	1.9	1.9	1.9
	Adequate	11	20.4	20.4	22.2
	Excellent	42	77.8	77.8	100.0
	Total	54	100.0	100.0	

Importancegiventousageoflibrary

		Frequency	Percent	Valid Percent	Cumulative Percent
Valid	More/could be reduced	4	7.4	7.4	7.4

Adequate	8	14.8	14.8	22.2
Excellent	42	77.8	77.8	100.0
Total	54	100.0	100.0	

Usage of Technology other than teaching aids

	Frequency	Percent	Valid Percent	Cumulative Percent
Valid Adequate	16	29.6	29.6	29.6
Excellent	38	70.4	70.4	100.0
Total	54	100.0	100.0	

Students follow up

	Frequency	Percent	Valid Percent	Cumulative Percent
Valid More/could be reduced	1	1.9	1.9	1.9
Adequate	7	13.0	13.0	14.8
Excellent	46	85.2	85.2	100.0
Total	54	100.0	100.0	

Importance given for Punctuality Discipline Regularity Systematic Work

	Frequency	Percent	Valid Percent	Cumulative Percent
Valid More/could be reduced	1	1.9	1.9	1.9
Adequate	12	22.2	22.2	24.1
Excellent	41	75.9	75.9	100.0

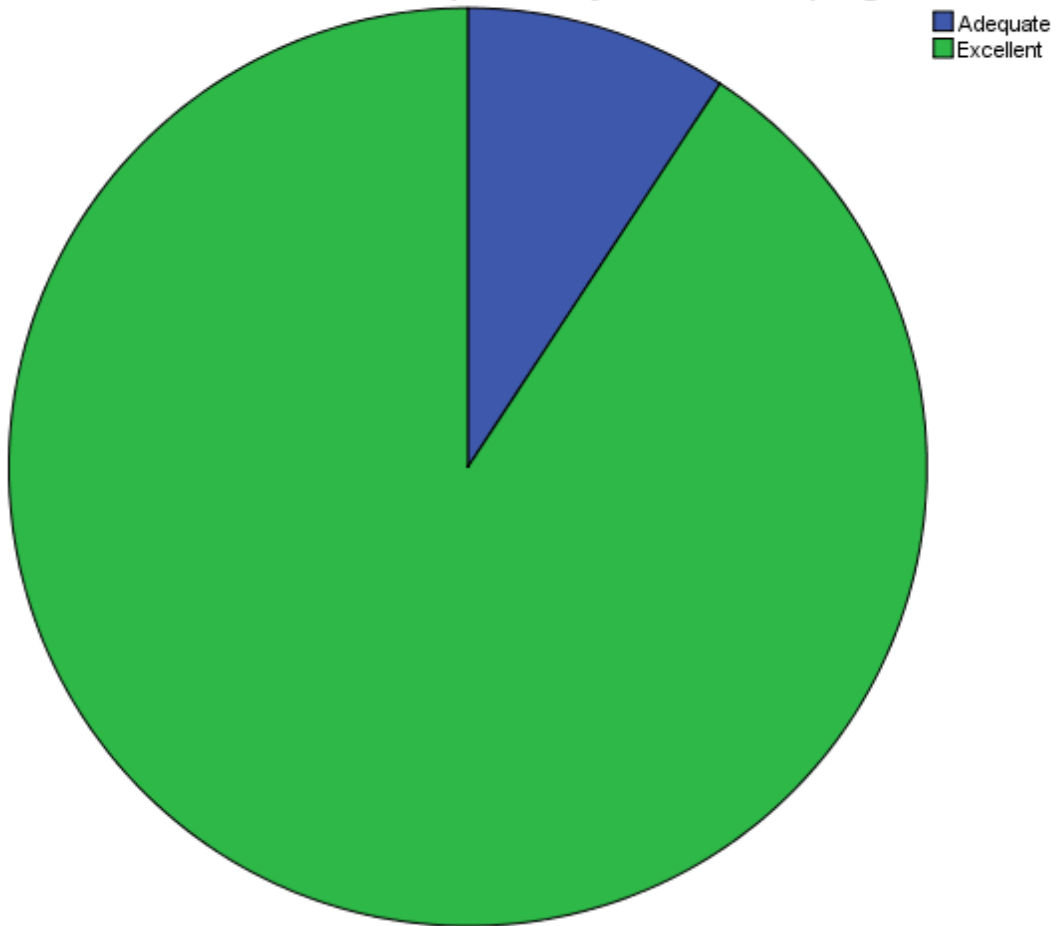
Total	54	100.0	100.0	
-------	----	-------	-------	--

Importance given for the development of problem solving skills

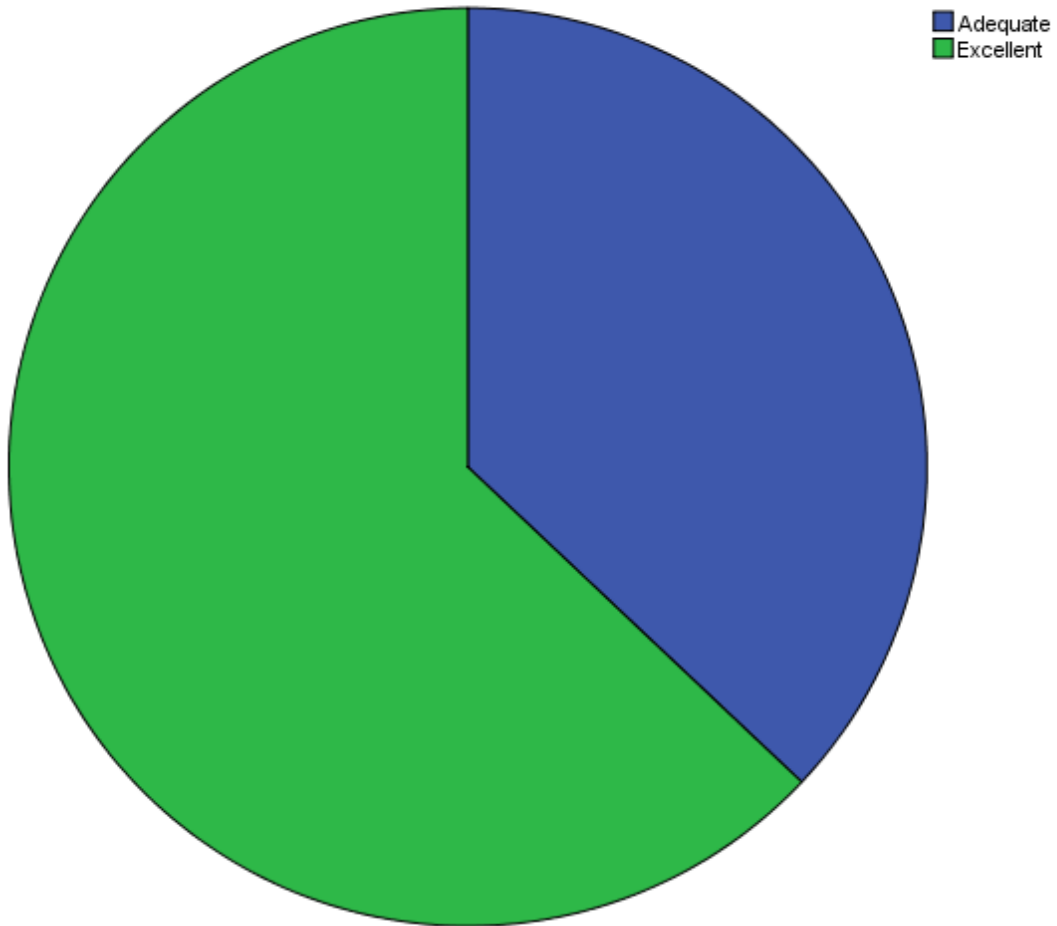
		Frequency	Percent	Valid Percent	Cumulative Percent
Valid	More/could be reduced	6	11.1	11.1	11.1
	Adequate	7	13.0	13.0	24.1
	Excellent	41	75.9	75.9	100.0
	Total	54	100.0	100.0	

Pie Chart

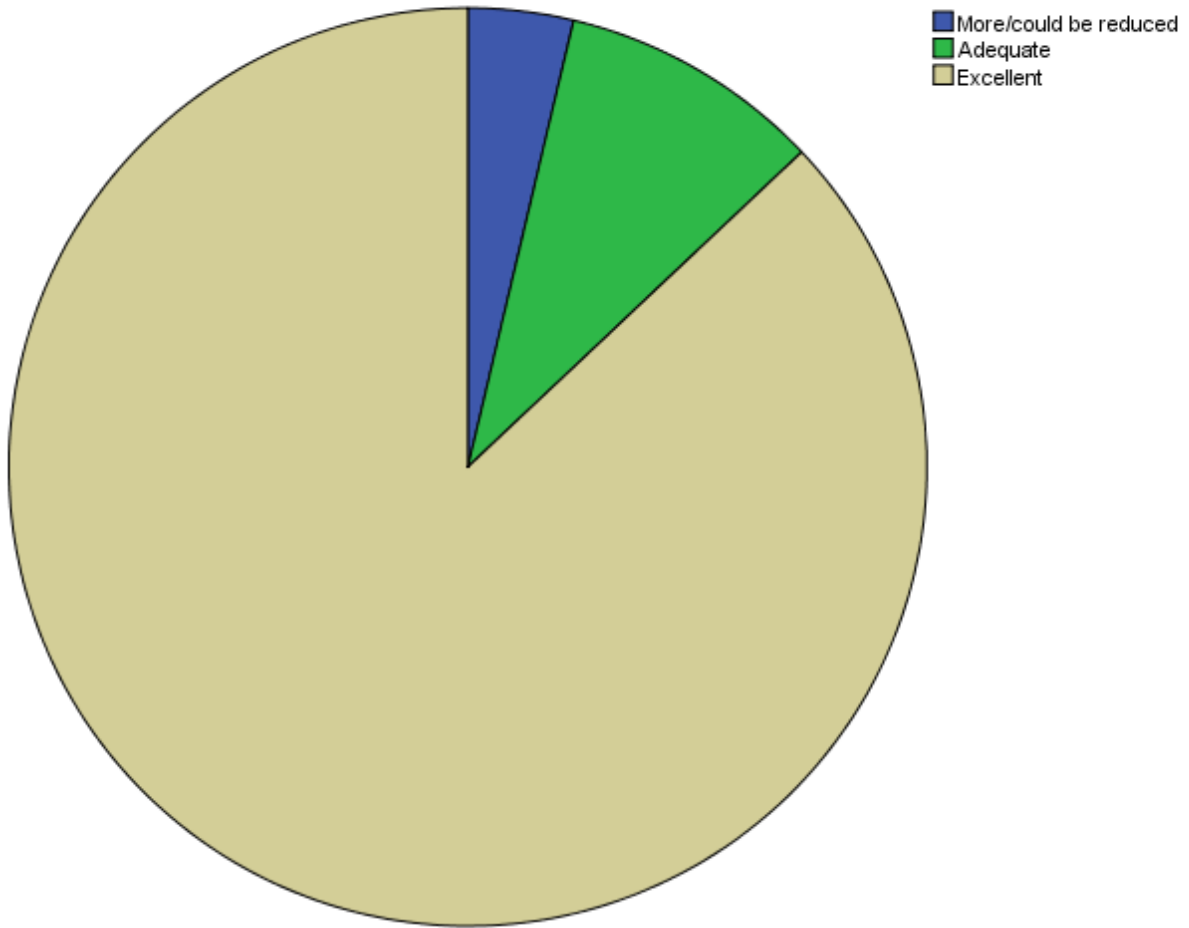
Course Paper or Subjects in PGDL M program



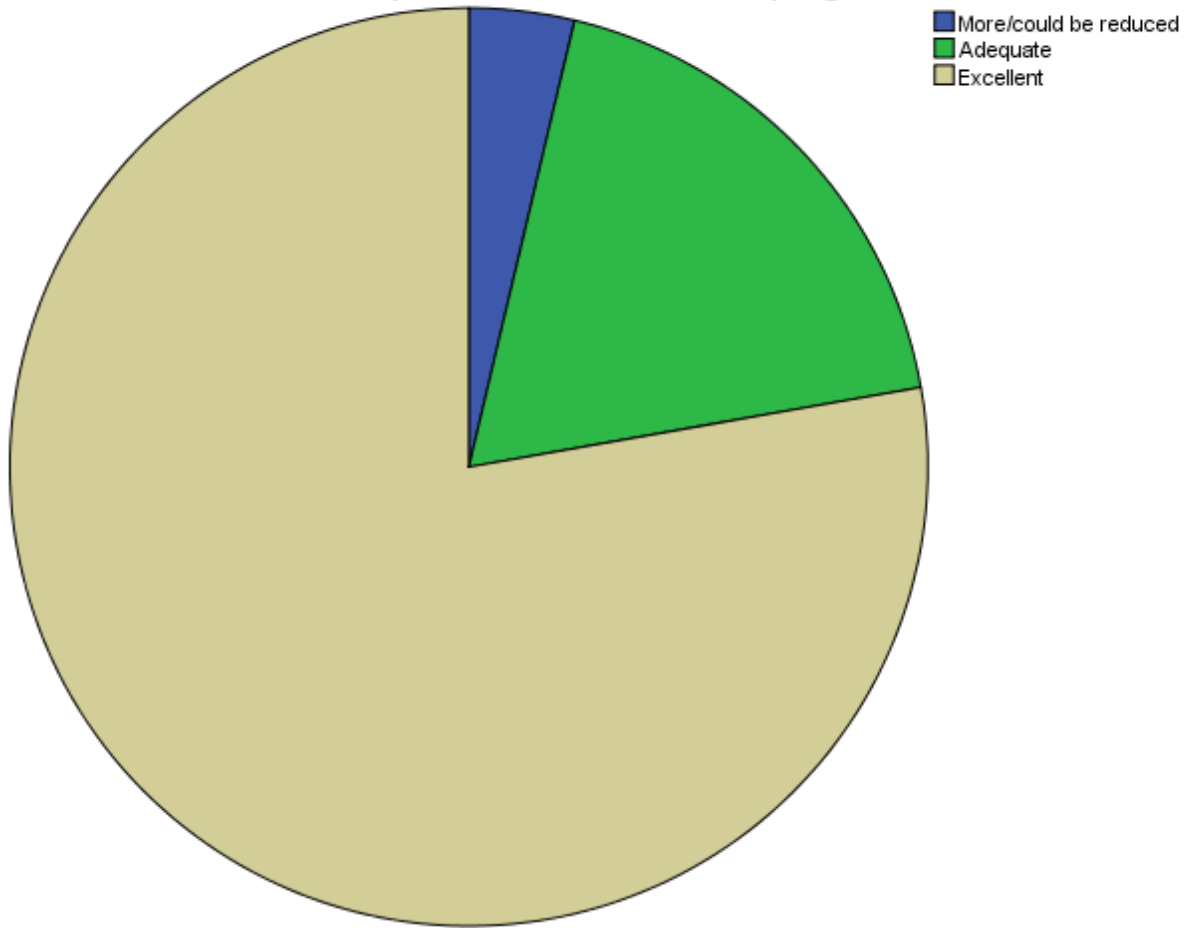
Contentofthecourse



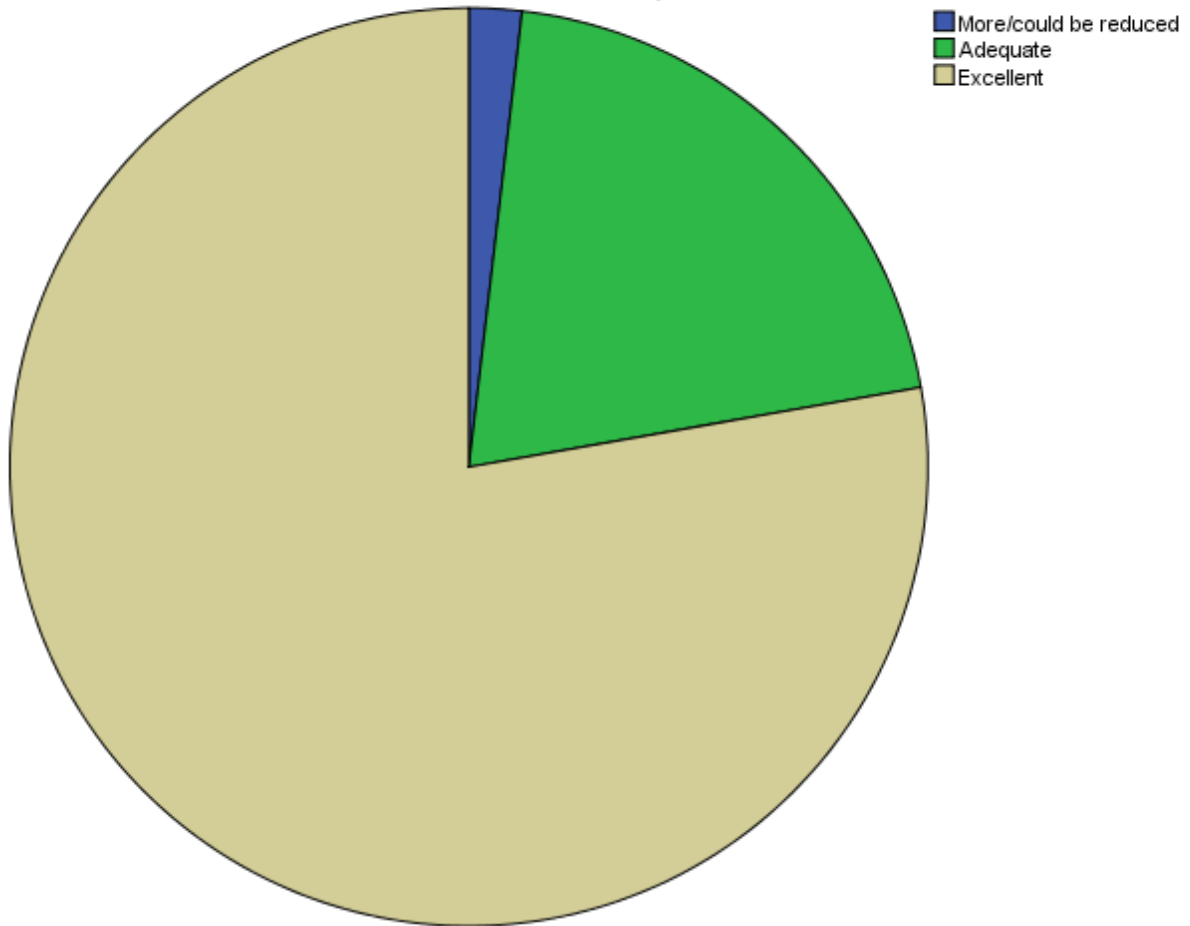
Relevanceofthecourse



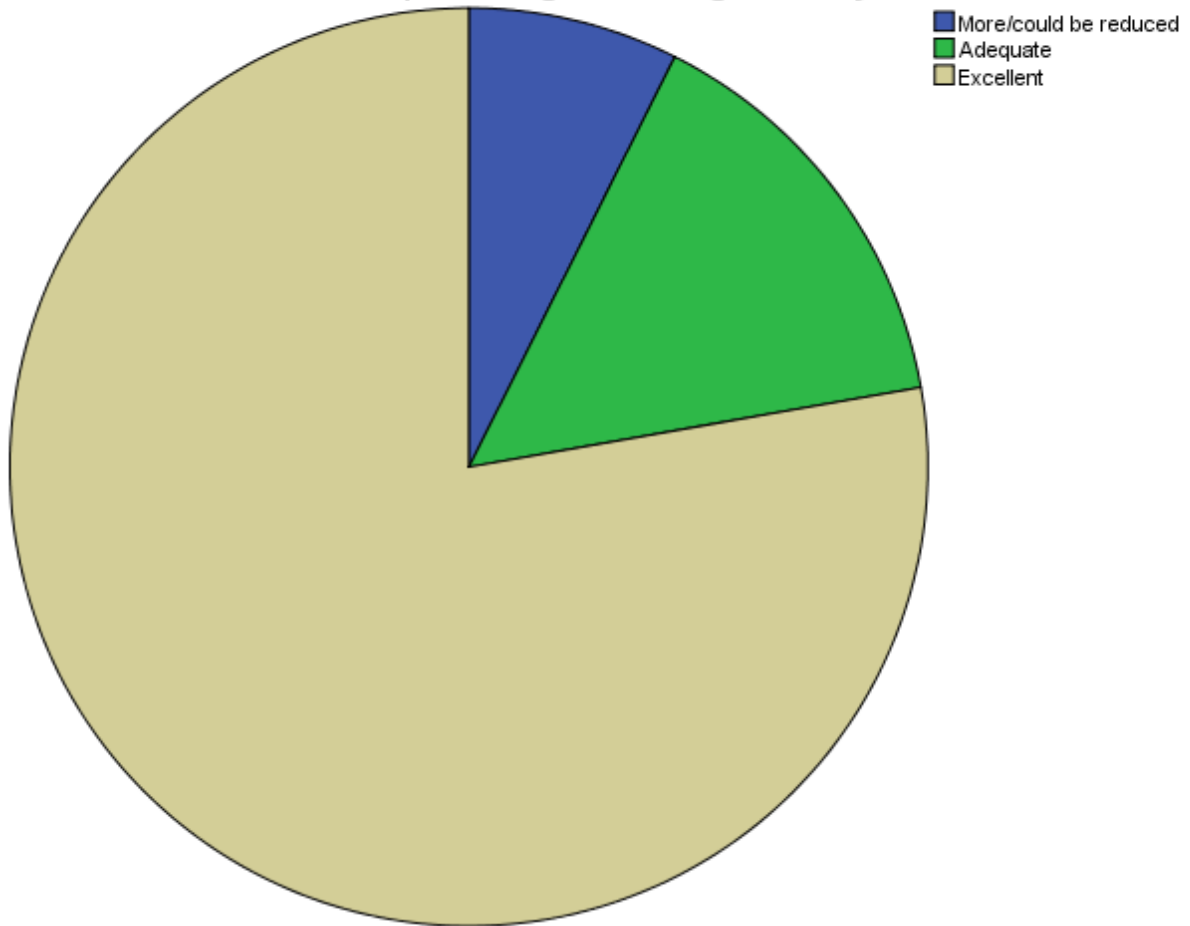
Sequenceofthecoursesinthe program



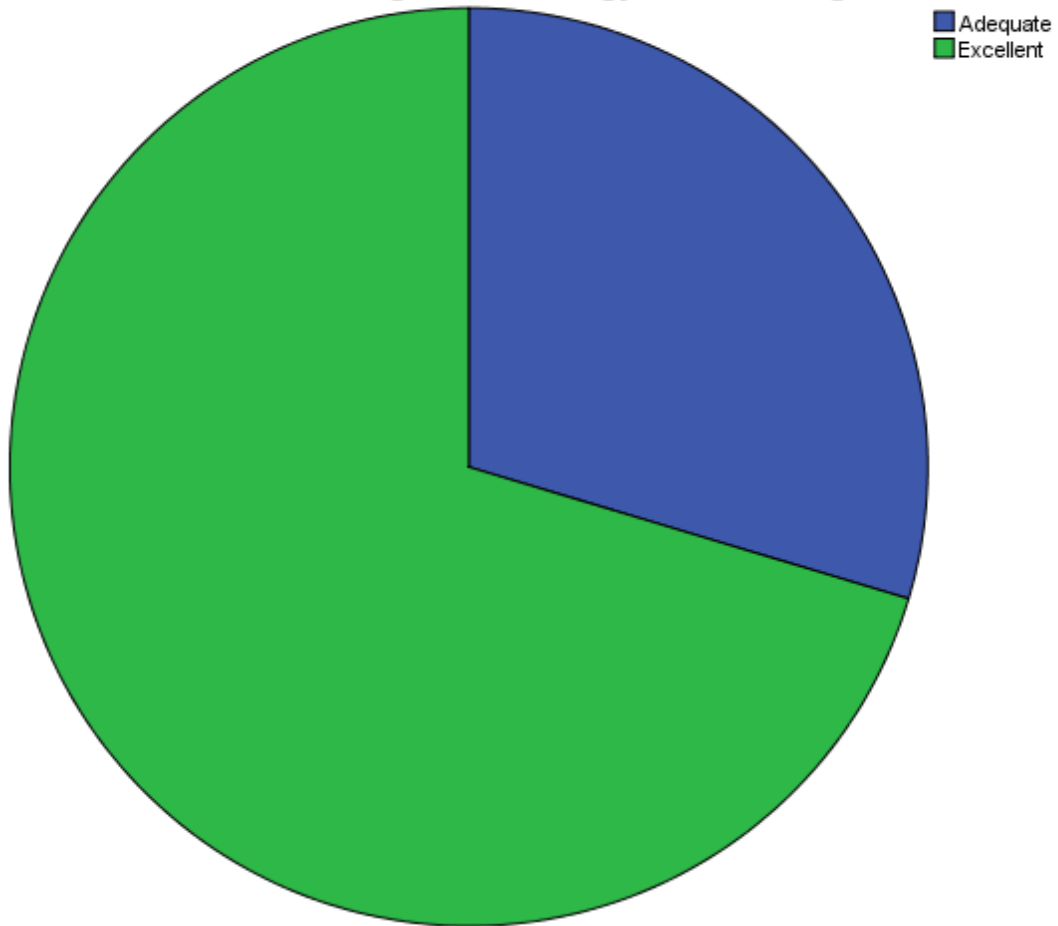
Inclusion of new current topics in the curriculum



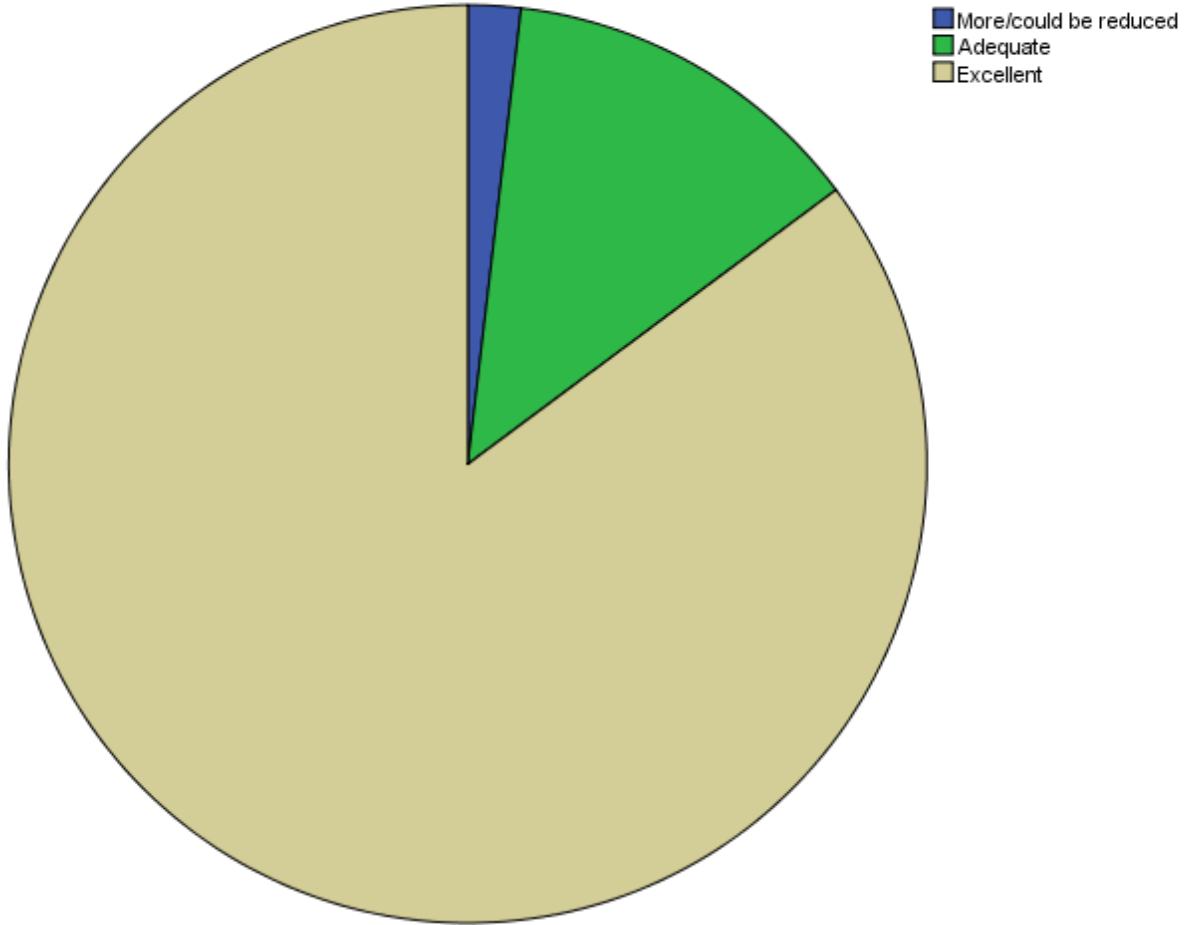
Importance given to usage of library



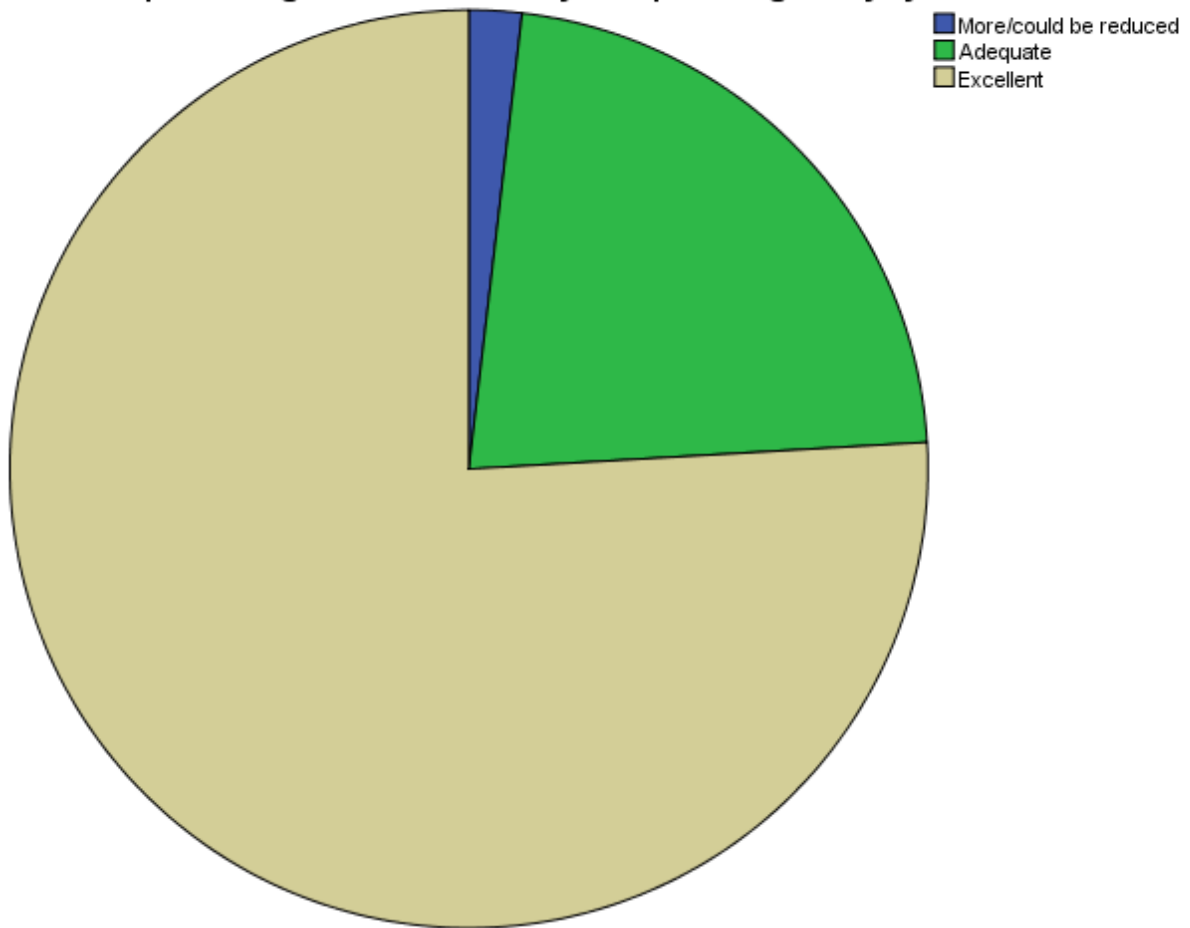
Usage of Technology in the teaching aids



Studentsfollowup



Importance given for Punctuality Discipline Regularity Systematic Work



Importance given for the development of problem solving skills

