



SACRED HEART COLLEGE (AUTONOMOUS)

Tirupattur – 635 601, Tamil Nadu, S.India

Resi : (04179) 220103

College : (04179) 220553

Fax : (04179) 226423

Ready for
Every Good Work

A Don Bosco Institution of Higher Education, Founded in 1951 * Affiliated to Thiruvalluvar University, Vellore * Autonomous since 1987

Accredited by NAAC (4th Cycle – under RAF) with CGPA of 3.31 / 4 at 'A+' Grade

Statistics

		CoursePaper orSubjects inPGDIEM program	Contentofthe course	Relevanceof thecourse	Sequenceof thecourses inthe program	Inclusionof newcurrent topics inthe curriculum
N	Valid	56	56	56	56	56
	Missing	0	0	0	0	0

Statistics

		Importance given to usage of library	Usage of Technology to help learning	Students follow up	Importance given to Punctuality Discipline Regular Systematic Work	Importance given to development of problem solving skills
N	Valid	56	56	56	56	56
	Missing	0	0	0	0	0

Frequency Table

CoursePaperorSubjects inPGDIEM program

		Frequency	Percent	Valid Percent	Cumulative Percent
Valid	More/could be reduced	5	8.9	8.9	8.9
	Adequate	17	30.4	30.4	39.3
	Excellent	34	60.7	60.7	100.0

Total	56	100.0	100.0	
-------	----	-------	-------	--

Contentofthecourse

	Frequency	Percent	Valid Percent	Cumulative Percent
Valid More/could be reduced	1	1.8	1.8	1.8
Adequate	29	51.8	51.8	53.6
Excellent	26	46.4	46.4	100.0
Total	56	100.0	100.0	

Relevance of the course

	Frequency	Percent	Valid Percent	Cumulative Percent
Valid More/could be reduced	1	1.8	1.8	1.8
Adequate	12	21.4	21.4	23.2
Excellent	43	76.8	76.8	100.0
Total	56	100.0	100.0	

Sequence of the courses in the program

	Frequency	Percent	Valid Percent	Cumulative Percent
Valid More/could be reduced	3	5.4	5.4	5.4
Adequate	24	42.9	42.9	48.2
Excellent	29	51.8	51.8	100.0
Total	56	100.0	100.0	

Inclusionofnewcurrenttopicsinthecurriculum

	Frequency	Percent	Valid Percent	Cumulative Percent
Valid More/could be reduced	4	7.1	7.1	7.1
Adequate	18	32.1	32.1	39.3
Excellent	34	60.7	60.7	100.0
Total	56	100.0	100.0	

Importancegiventousageoflibrary

	Frequency	Percent	Valid Percent	Cumulative Percent
Valid More/could be reduced	2	3.6	3.6	3.6
Adequate	14	25.0	25.0	28.6
Excellent	40	71.4	71.4	100.0
Total	56	100.0	100.0	

UsageofTechnologyotherteachingaids

	Frequency	Percent	Valid Percent	Cumulative Percent
Valid More/could be reduced	5	8.9	8.9	8.9
Adequate	17	30.4	30.4	39.3
Excellent	34	60.7	60.7	100.0
Total	56	100.0	100.0	

Students followup

	Frequency	Percent	Valid Percent	Cumulative Percent
Valid More/could be reduced	1	1.8	1.8	1.8
Adequate	20	35.7	35.7	37.5
Excellent	35	62.5	62.5	100.0
Total	56	100.0	100.0	

Importance given for Punctuality Discipline Regularity Systematic Work

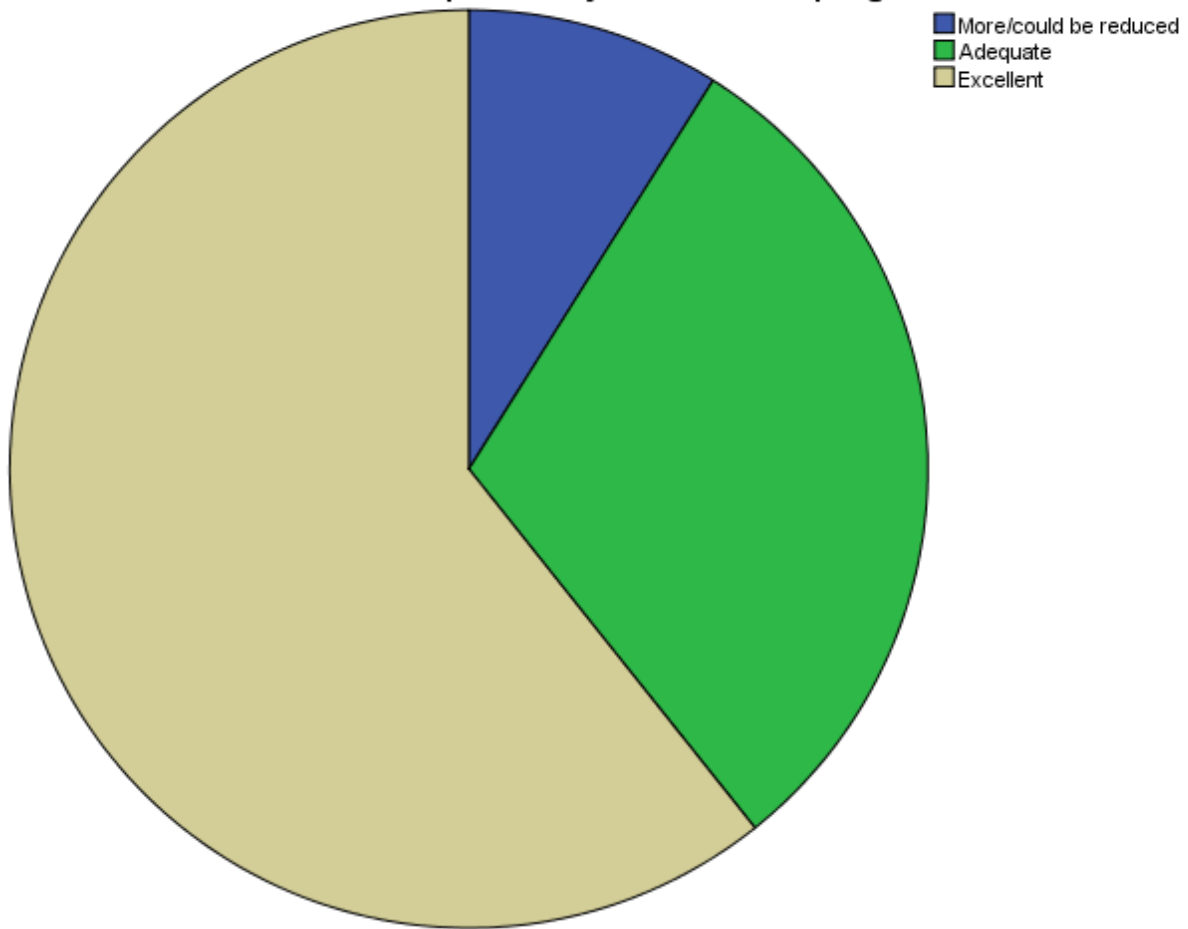
	Frequency	Percent	Valid Percent	Cumulative Percent
Valid More/could be reduced	4	7.1	7.1	7.1
Adequate	10	17.9	17.9	25.0
Excellent	42	75.0	75.0	100.0
Total	56	100.0	100.0	

Importance given for the development of problem solving skills

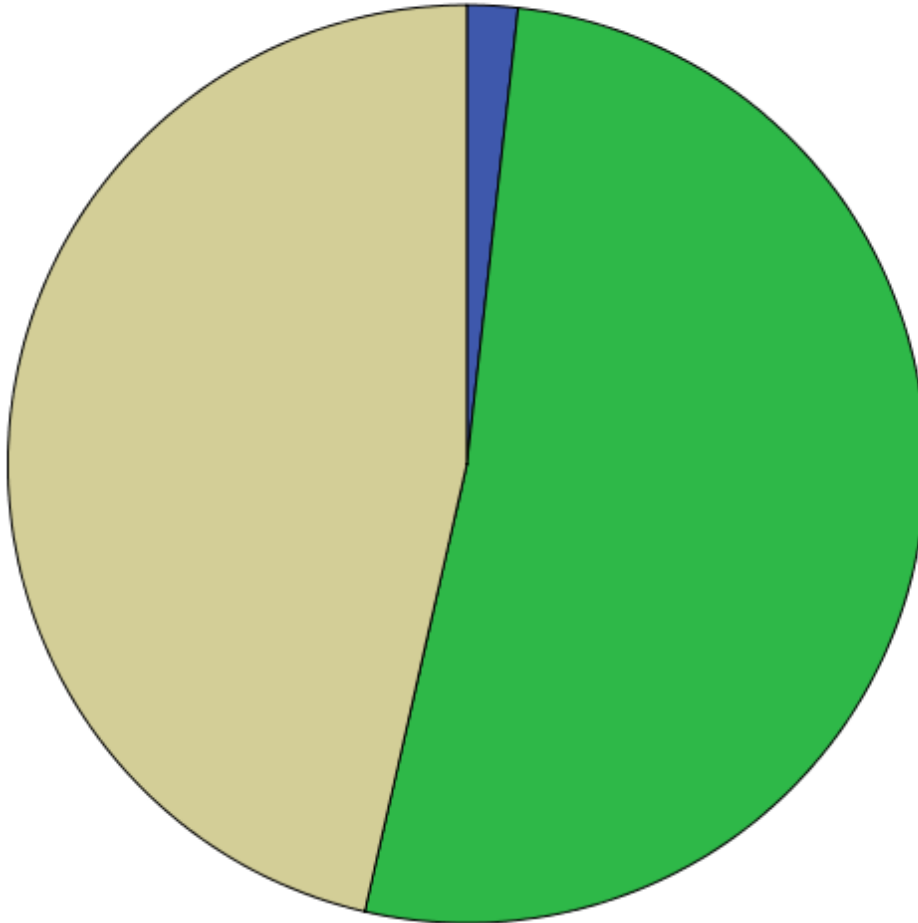
	Frequency	Percent	Valid Percent	Cumulative Percent
Valid More/could be reduced	2	3.6	3.6	3.6
Adequate	11	19.6	19.6	23.2
Excellent	43	76.8	76.8	100.0
Total	56	100.0	100.0	

Pie Chart

Course Paper or Subjects in PGDIEM program

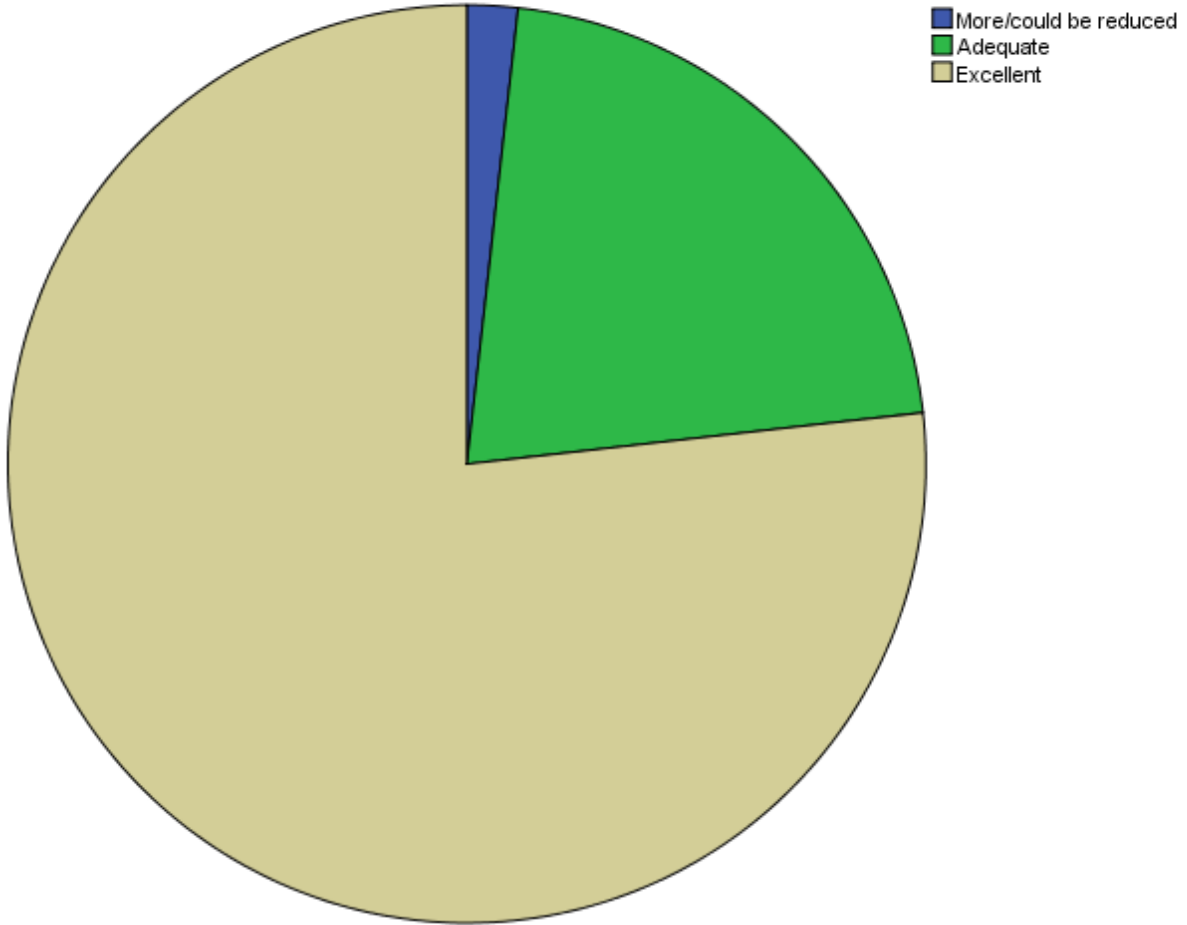


Contentofthecourse

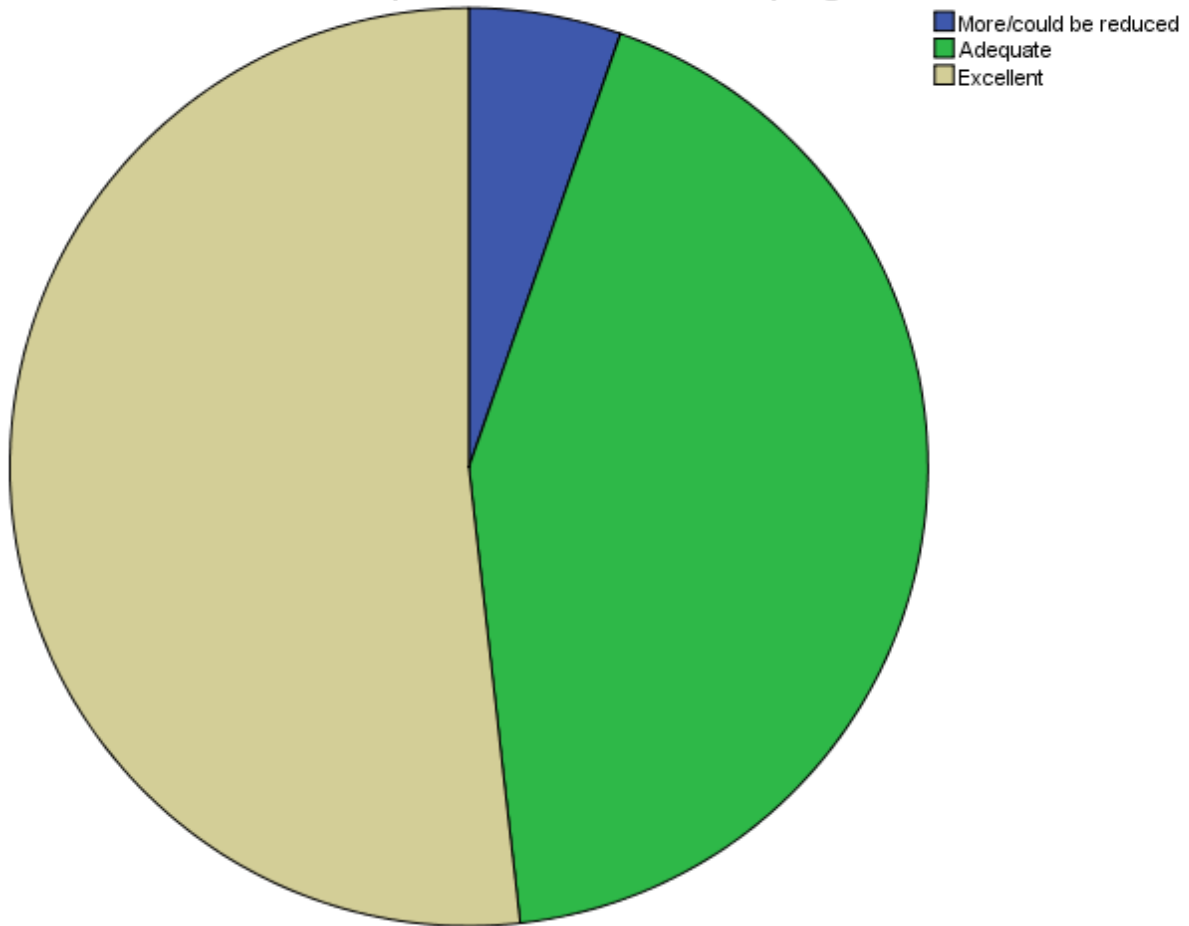


- More/could be reduced
- Adequate
- Excellent

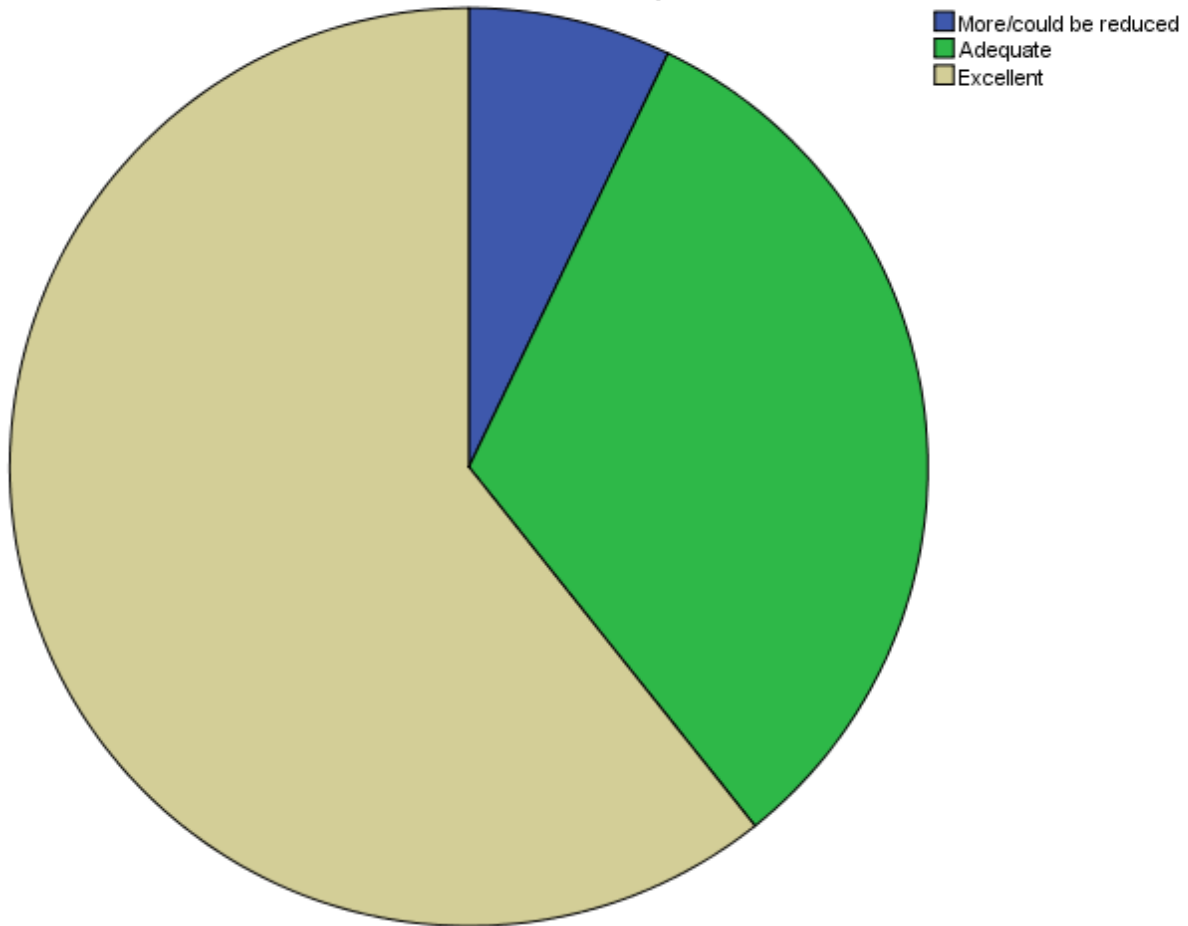
Relevanceofthecourse



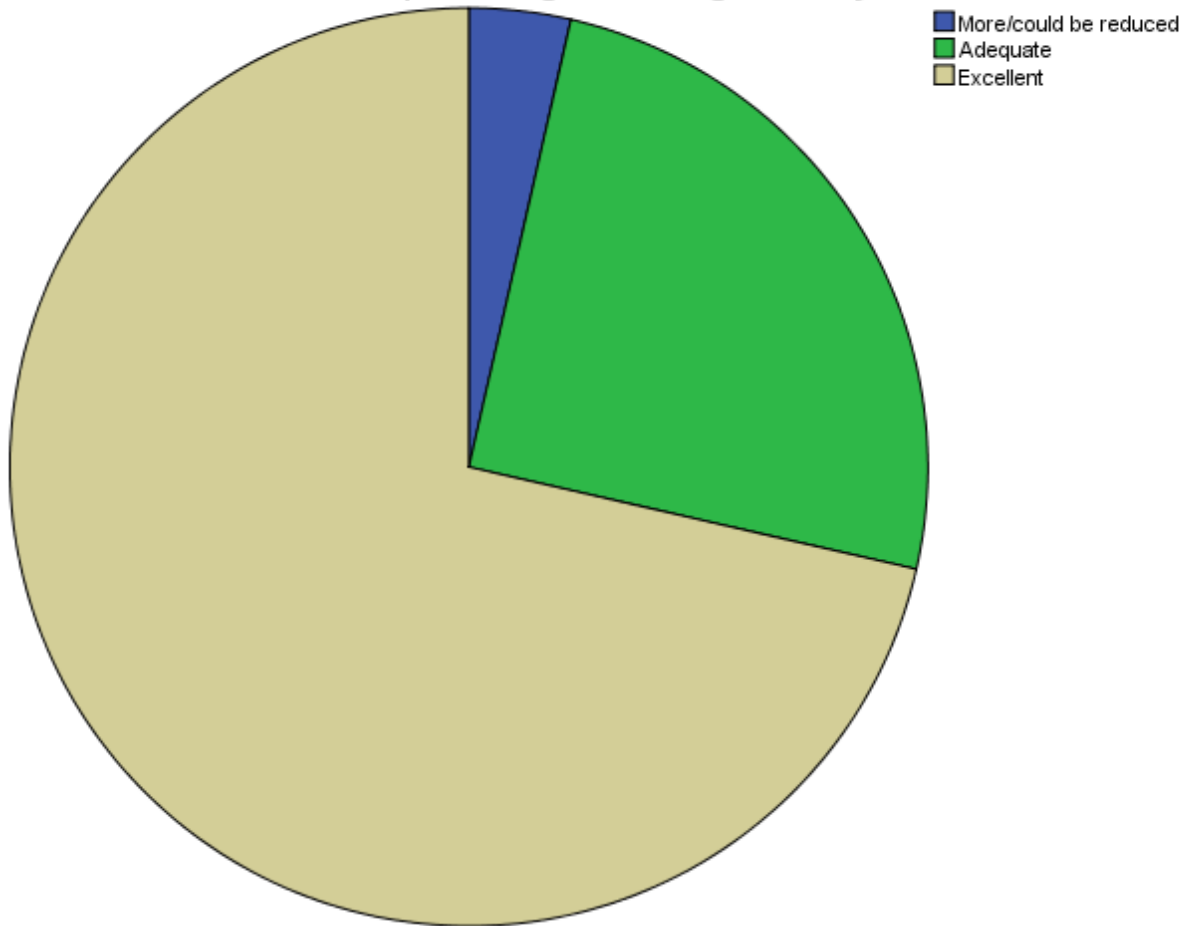
Sequenceofthecoursesinthe program



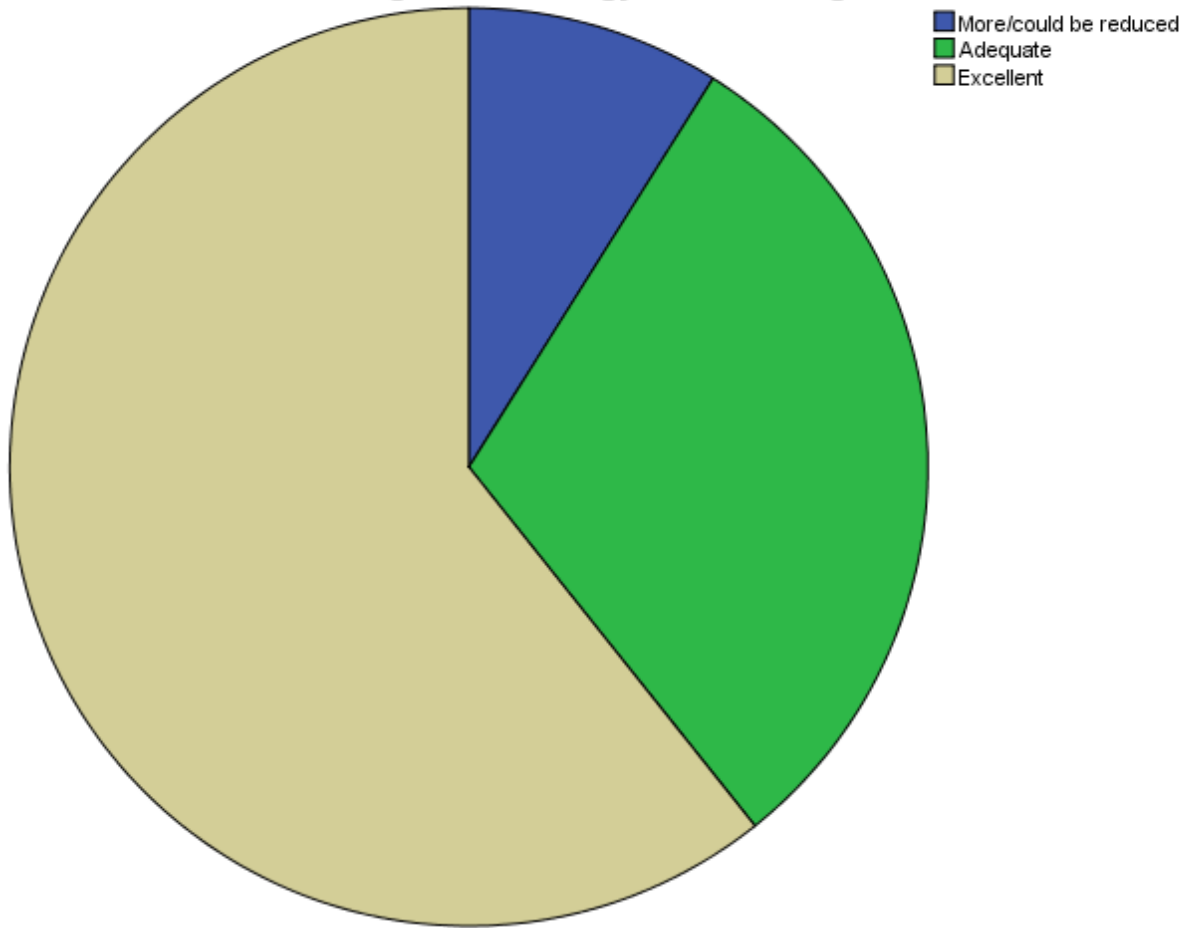
Inclusion of new current topics in the curriculum



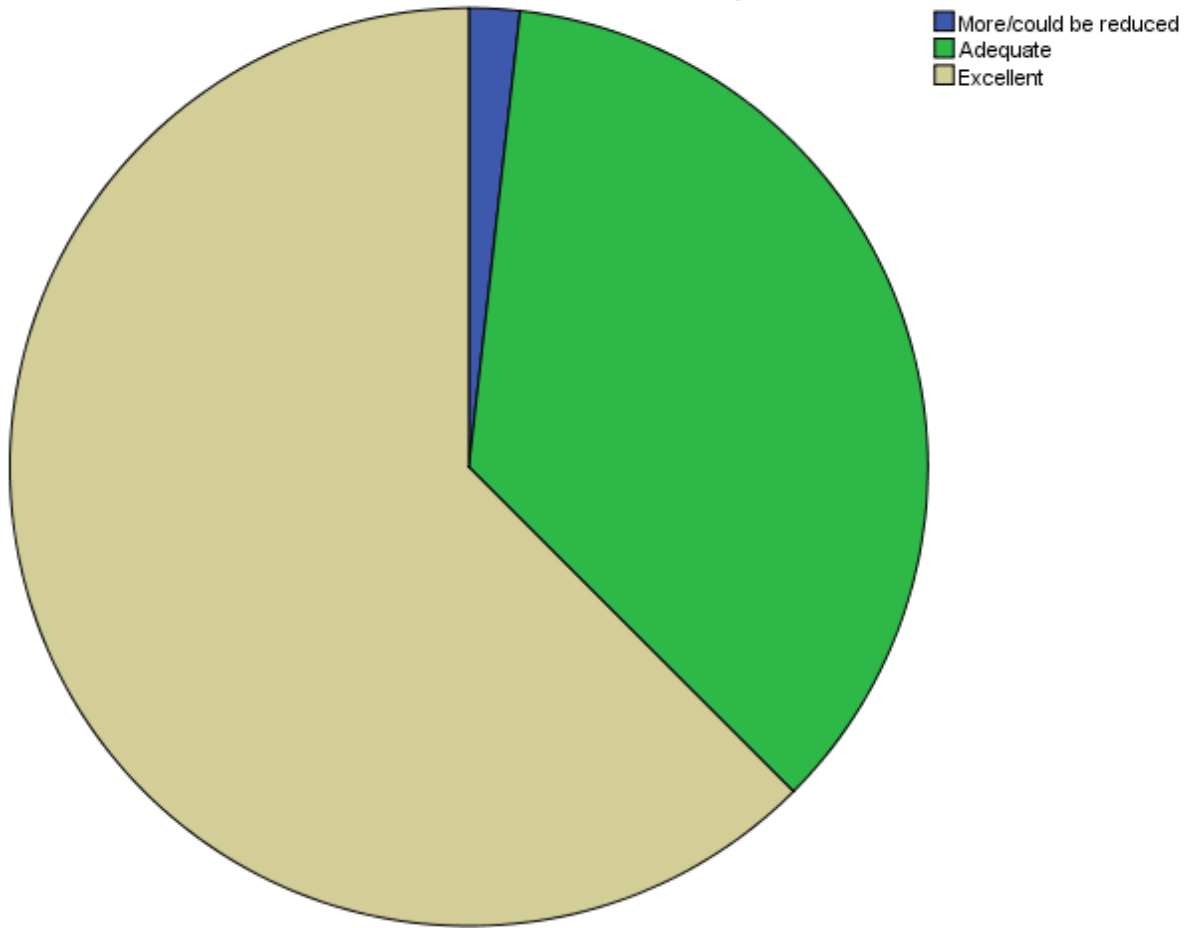
Importance given to usage of library



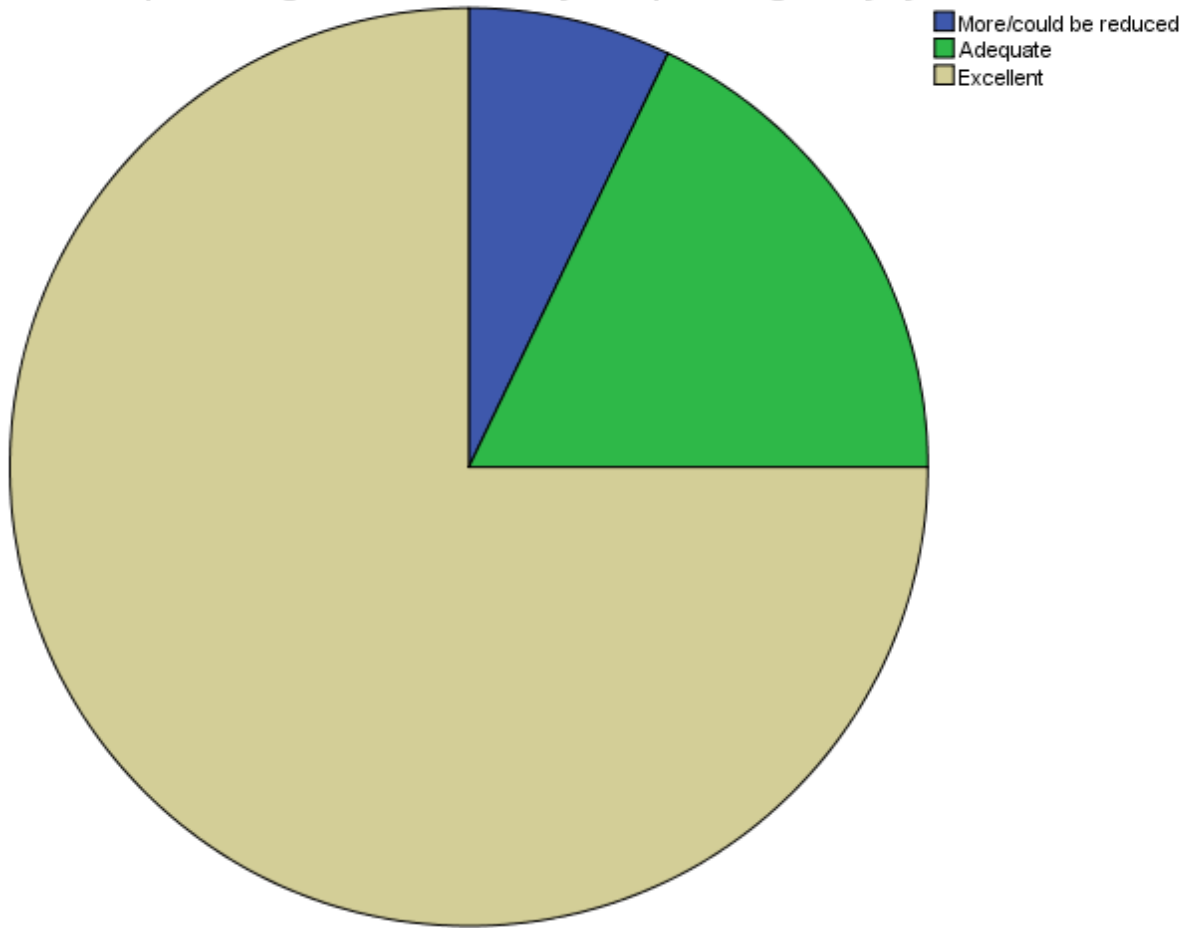
Usage of Technology other teaching aids



Studentsfollowup



Importance given for Punctuality Discipline Regularity Systematic Work



Importance given for the development of problem solving skills

- More/could be reduced
- Adequate
- Excellent

