



# SACRED HEART COLLEGE (AUTONOMOUS)

Tirupattur – 635 601, Tamil Nadu, S.India

Resi : (04179) 220103

College : (04179) 220553

Fax : (04179) 226423

Ready for  
Everv Good Work

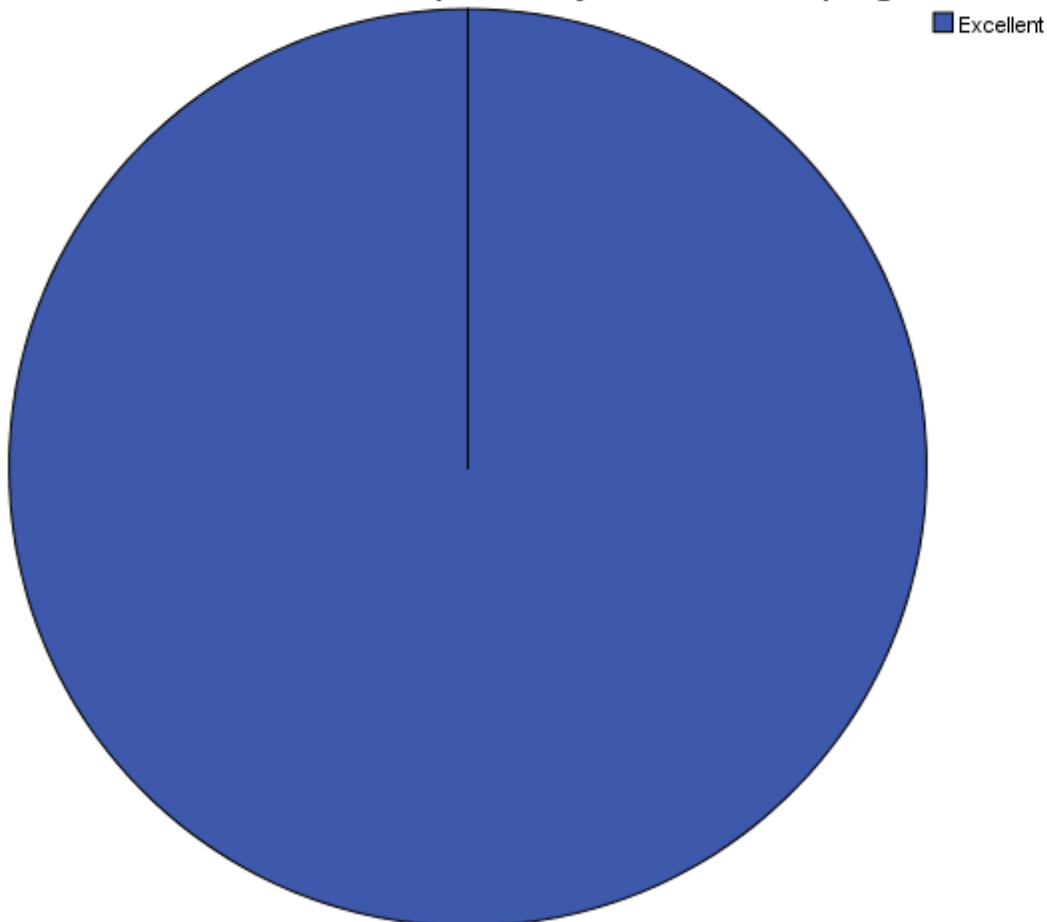
A Don Bosco Institution of Higher Education, Founded in 1951 \* Affiliated to Thiruvalluvar University, Vellore \* Autonomous since 1987

Accredited by NAAC (4<sup>th</sup> Cycle – under RAF) with CGPA of 3.31 / 4 at 'A+' Grade

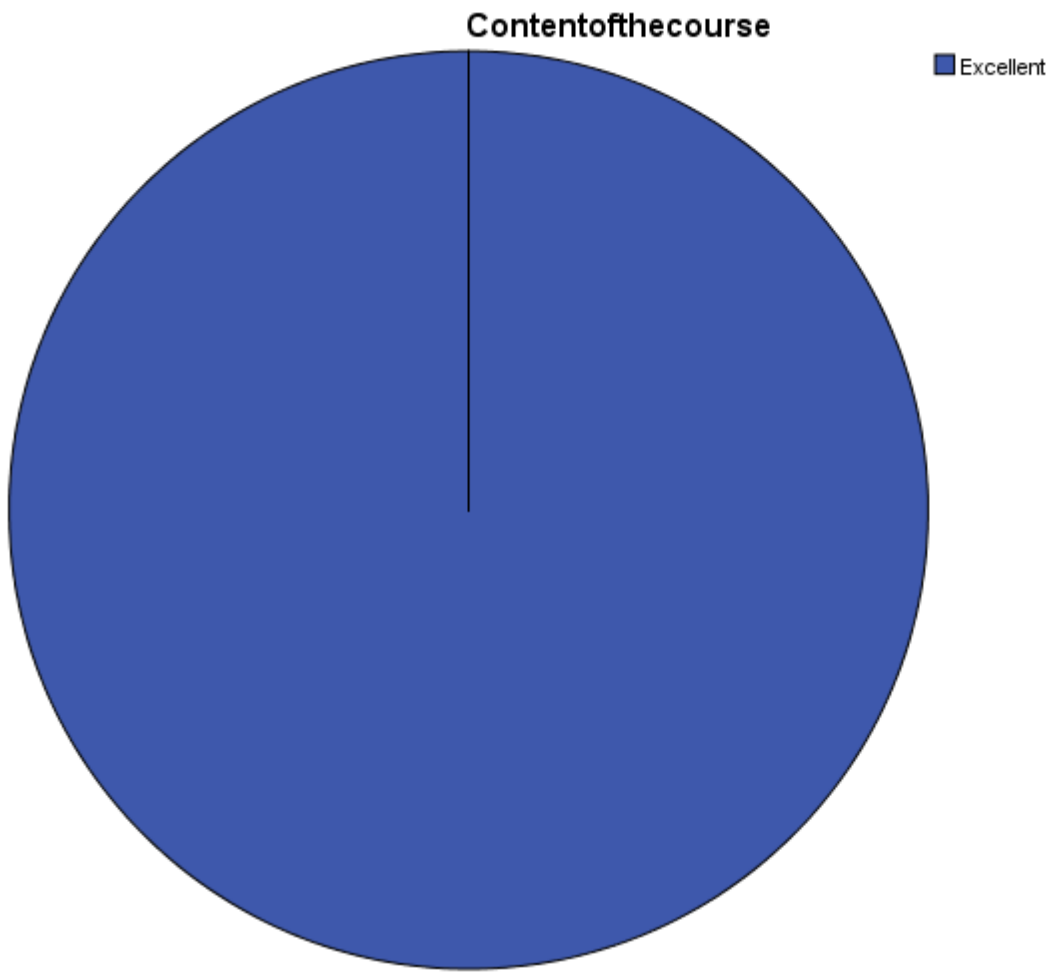
**PG Diploma in HRM**  
**PG & Research Department of Management Studies**  
**Sacred Heart College, (Autonomous), Tirupattur**  
**Course / Curriculum – Faculty Feedback 2020-2021**

| Course Paper or Subjects in PGDHRM program |           |           |         |               |                    |
|--------------------------------------------|-----------|-----------|---------|---------------|--------------------|
|                                            |           | Frequency | Percent | Valid Percent | Cumulative Percent |
| Valid                                      | Excellent | 5         | 100.0   | 100.0         | 100.0              |

CoursePaperorSubjectsinPGDHRMprogram



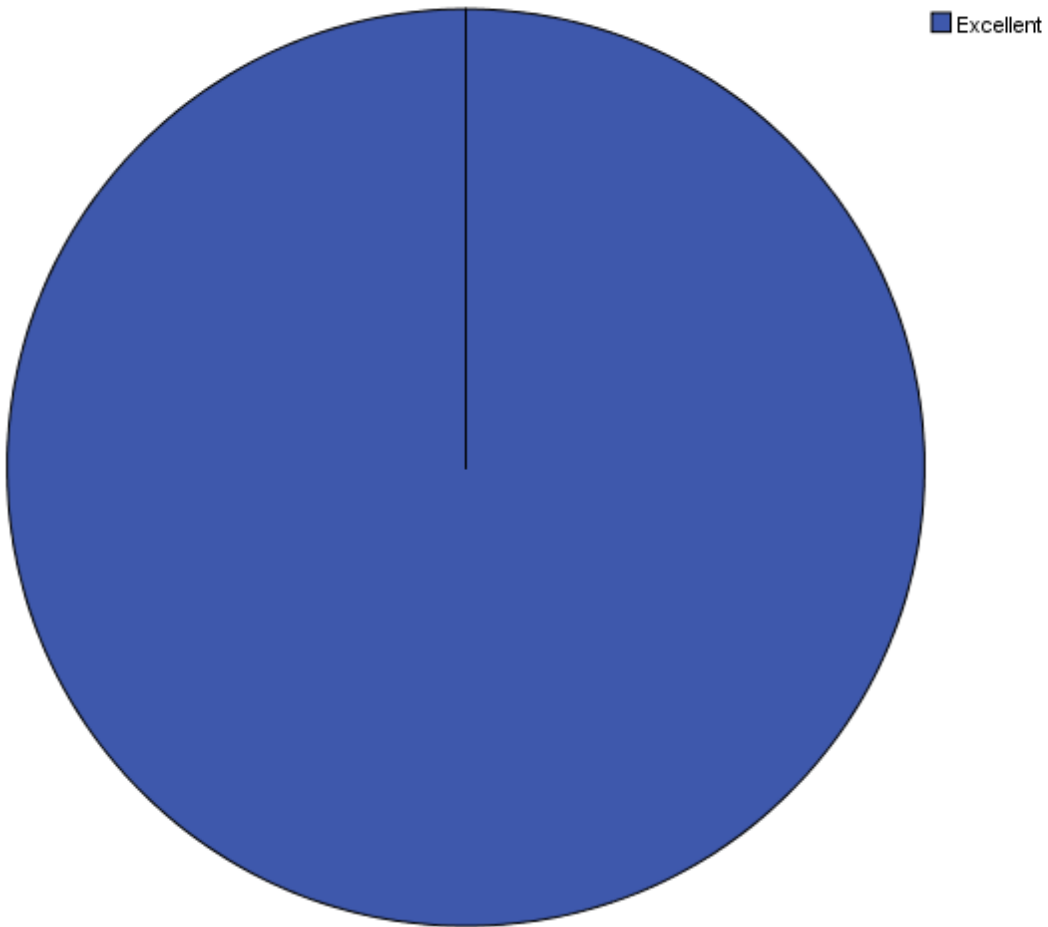
| Contentofthecourse |           |           |         |               |                    |
|--------------------|-----------|-----------|---------|---------------|--------------------|
|                    |           | Frequency | Percent | Valid Percent | Cumulative Percent |
| Valid              | Excellent | 5         | 100.0   | 100.0         | 100.0              |



**Relevance of the course**

|       |           | Frequency | Percent | Valid Percent | Cumulative Percent |
|-------|-----------|-----------|---------|---------------|--------------------|
| Valid | Excellent | 5         | 100.0   | 100.0         | 100.0              |

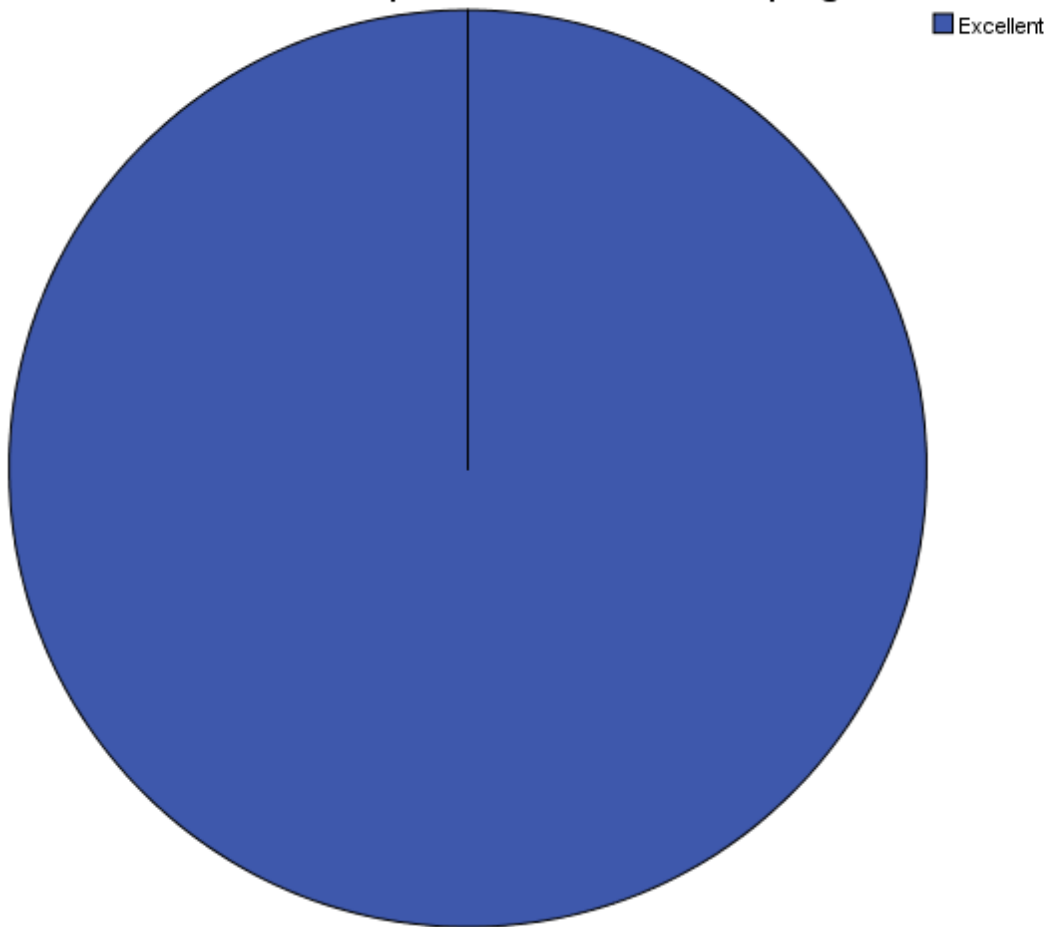
**Relevanceofthecourse**



**Sequence of the courses in the program**

|                    | Frequency | Percent | Valid Percent | Cumulative Percent |
|--------------------|-----------|---------|---------------|--------------------|
| Valid    Excellent | 5         | 100.0   | 100.0         | 100.0              |

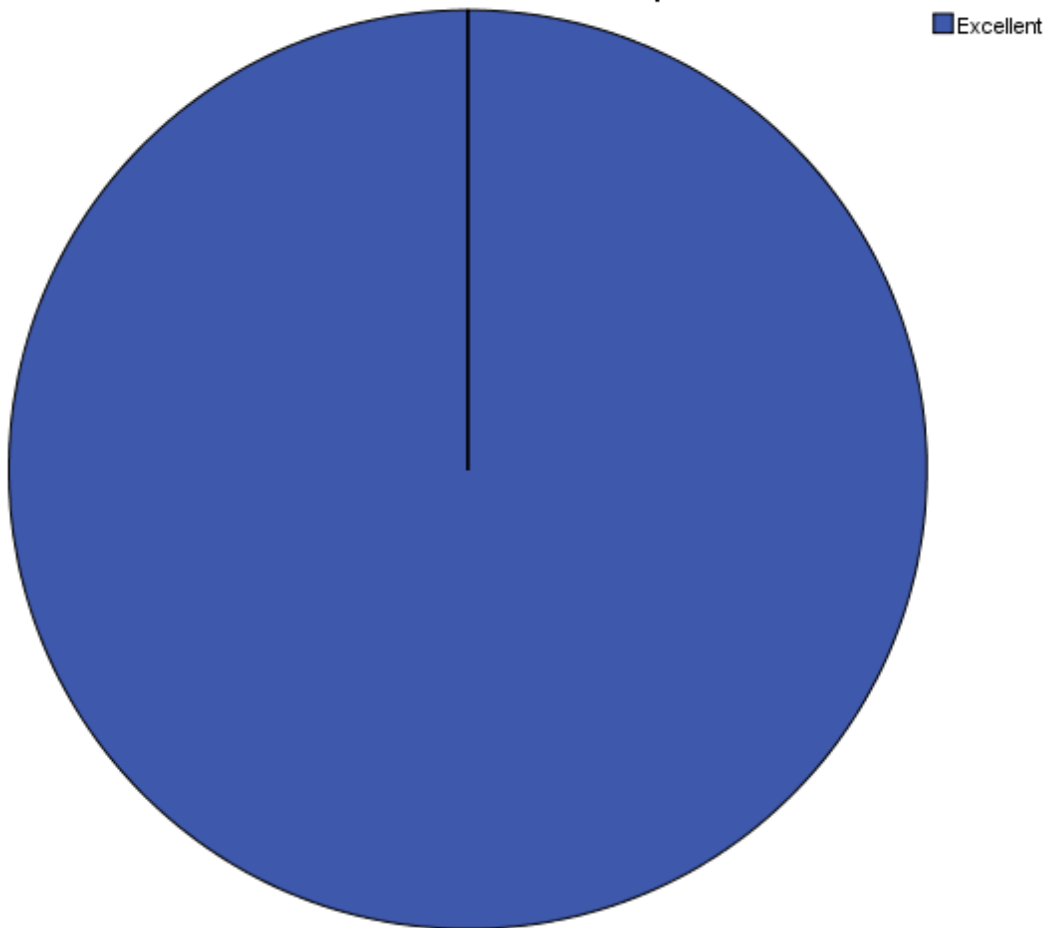
**Sequence of the courses in the program**



**Inclusion of new current topics in the curriculum**

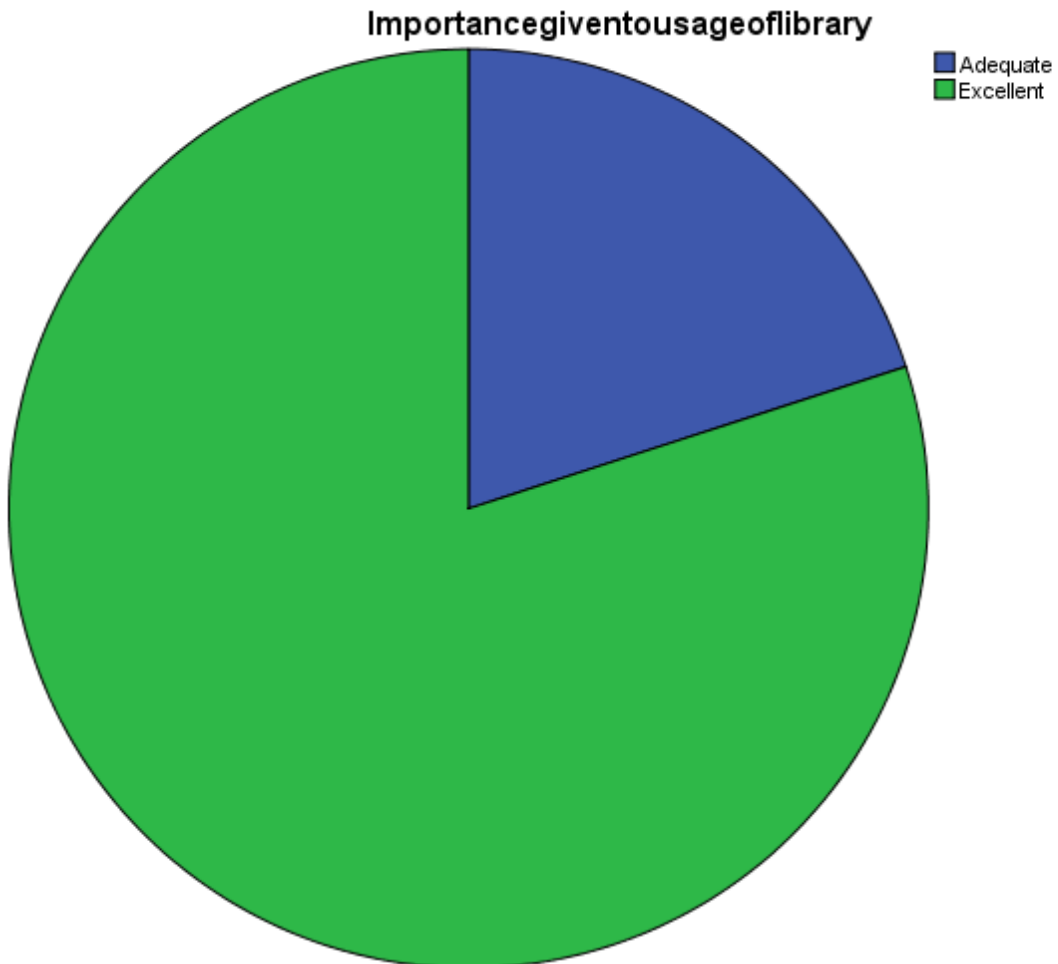
|                    | Frequency | Percent | Valid Percent | Cumulative Percent |
|--------------------|-----------|---------|---------------|--------------------|
| Valid    Excellent | 5         | 100.0   | 100.0         | 100.0              |

**Inclusion of new current topics in the curriculum**



**Importance given to usage of library**

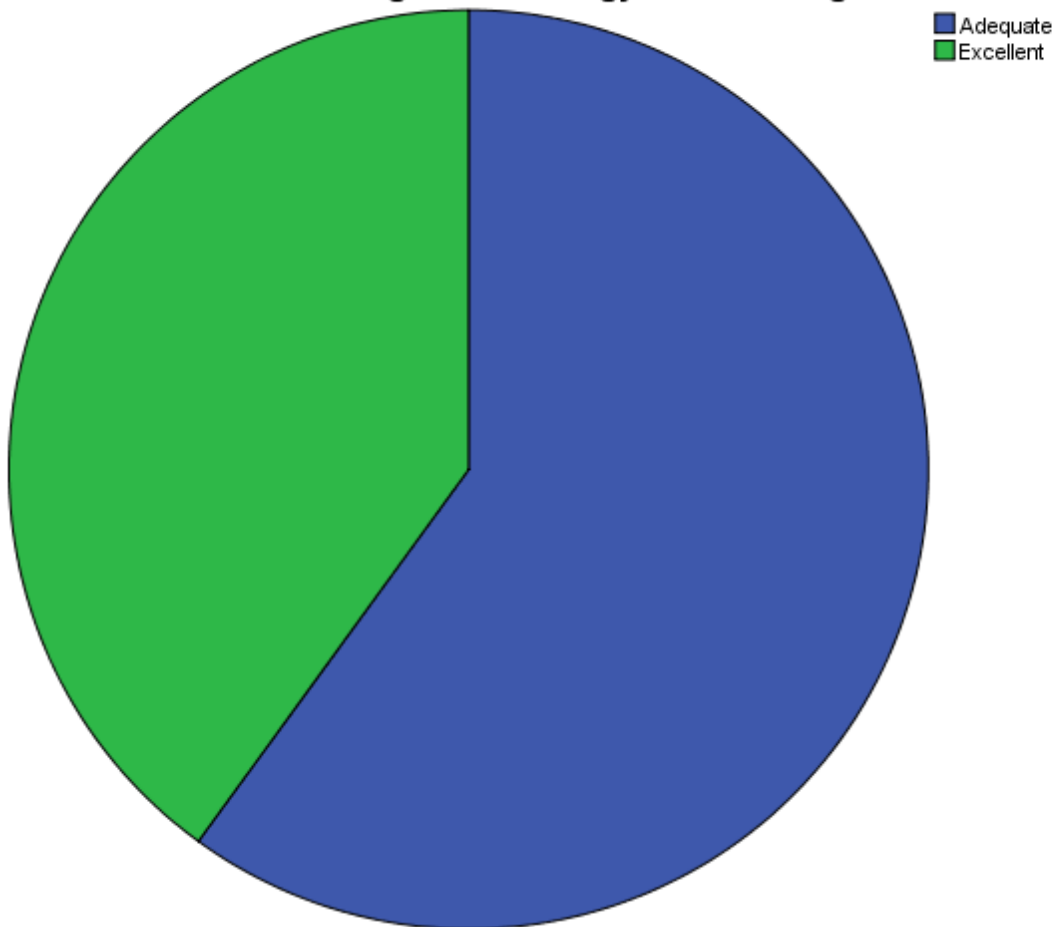
|                | Frequency | Percent | Valid Percent | Cumulative Percent |
|----------------|-----------|---------|---------------|--------------------|
| Valid Adequate | 1         | 20.0    | 20.0          | 20.0               |
| Excellent      | 4         | 80.0    | 80.0          | 100.0              |
| Total          | 5         | 100.0   | 100.0         |                    |



**Usage of Technology other teaching aids**

|       |           | Frequency | Percent | Valid Percent | Cumulative Percent |
|-------|-----------|-----------|---------|---------------|--------------------|
| Valid | Adequate  | 3         | 60.0    | 60.0          | 60.0               |
|       | Excellent | 2         | 40.0    | 40.0          | 100.0              |
|       | Total     | 5         | 100.0   | 100.0         |                    |

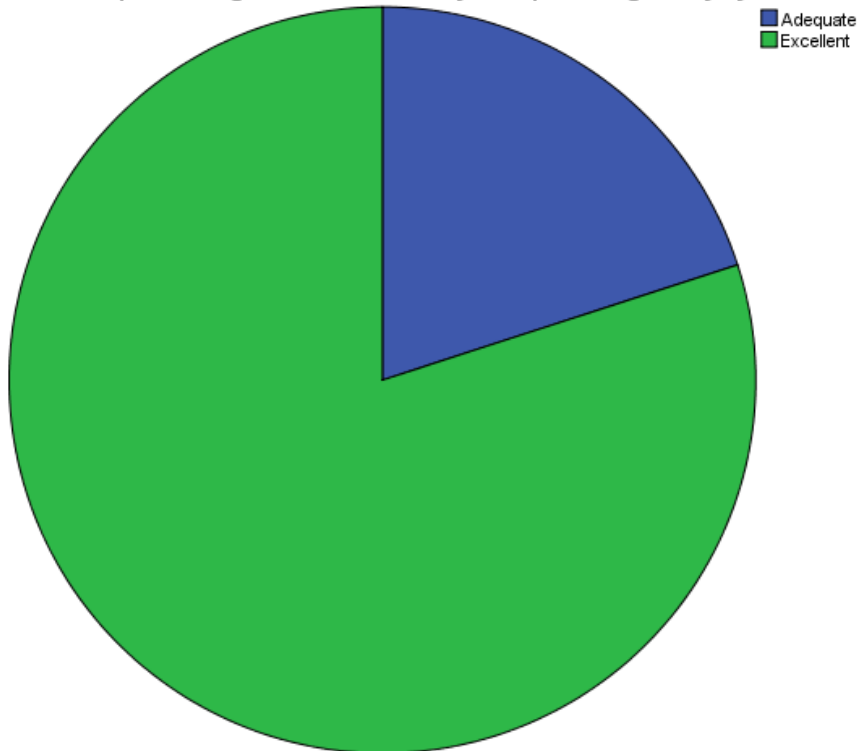
**Usage of Technology other teaching aids**



**Students follow up**

|                    | Frequency | Percent | Valid Percent | Cumulative Percent |
|--------------------|-----------|---------|---------------|--------------------|
| Valid    Excellent | 5         | 100.0   | 100.0         | 100.0              |

**Importance given for Punctuality Discipline Regularity Systematic Work**





**Importance given for Punctuality Discipline Regularity Systematic Work**

|       |           | Frequency | Percent | Valid Percent | Cumulative Percent |
|-------|-----------|-----------|---------|---------------|--------------------|
| Valid | Adequate  | 1         | 20.0    | 20.0          | 20.0               |
|       | Excellent | 4         | 80.0    | 80.0          | 100.0              |
|       | Total     | 5         | 100.0   | 100.0         |                    |

**Importance given for the development of problem solving skills**

|       |                       | Frequency | Percent | Valid Percent | Cumulative Percent |
|-------|-----------------------|-----------|---------|---------------|--------------------|
| Valid | More/could be reduced | 5         | 100.0   | 100.0         | 100.0              |

**Importance given for the development of problem solving skills**

■ More/could be reduced

