



# SACRED HEART COLLEGE (AUTONOMOUS)

Tirupattur – 635 601, Tamil Nadu, S.India

Resi : (04179) 220103

College : (04179) 220553

Fax : (04179) 226423

Ready for  
Everv Good Work

A Don Bosco Institution of Higher Education, Founded in 1951 \* Affiliated to Thiruvalluvar University, Vellore \* Autonomous since 1987

Accredited by NAAC (4<sup>th</sup> Cycle – under RAF) with CGPA of 3.31 / 4 at 'A+' Grade

**PG DIPLOMA IN LOGISTICS MANAGEMENT  
PG AND RESEARCH DEPARTMENT OF MANAGEMENT STUDIES  
SACRED HEART COLLEGE (AUTONOMOUS), TIRUPATTUR  
ALUMNI - FEEDBACK REPORT OF STAKEHOLDERS- 2022-2023**

## Frequencies

### Notes

Output Created	30-DEC-2023 12:43:52
Comments	
Input Data	H:\SHC, Thirupattur\NAAC - 23-24\PGDLM\AF\2022 -23.sav
Active Dataset	DataSet1
Filter	<none>
Weight	<none>
Split File	<none>
N of Rows in Working Data File	54
Missing Value Handling	Definition of Missing
	User-defined missing values are treated as missing.
	Cases Used
	Statistics are based on all cases with valid data.

Syntax	<p>FREQUENCIES</p> <p>VARIABLES=CoursePaperorSubjectsinPG DLMprogram Contentofthecourse Relevanceofthecourse Sequenceofthecoursesinthe program Inclusionofnewcurrenttopicsinthe curriculum Importancegiven tousageoflibrary UsageofTechnologyotherteaching aids Studentsfollowup ImportancegivenforPunctuality DisciplineRegularitySystematic Work Importancegivenforthe developmentofproblemsolving skills</p> <p>/PIECHART FREQ</p> <p>/ORDER=ANALYSIS.</p>	
Resources	Processor Time	00:00:04.16
	Elapsed Time	00:00:03.00

[DataSet1] H:\SHC, Thirupattur\NAAC - 23-24\PGDLM\AF\2022 -23.sav

**Statistics**

		CoursePaperorSubjectsinPGDLMprogram	Contentofthecourse	Relevanceofthecourse	Sequenceofthecoursesinthe program	Inclusionofnewcurrenttopicsinthe curriculum
N	Valid	54	54	54	54	54
	Missing	0	0	0	0	0

**Statistics**

	Importancegiven tousageoflibrary	UsageofTechnologyotherteaching aids	Studentsfollowup	ImportancegivenforPunctualityDisciplineRegularitySystematicWork	Importancegivenforthe developmentofproblemsolving skills

N	Valid	54	54	54	54	54
	Missing	0	0	0	0	0

### Frequency Table

#### CoursePaperorSubjectsinPGDLMprogram

		Frequency	Percent	Valid Percent	Cumulative Percent
Valid	Adequate	9	16.7	16.7	16.7
	Excellent	45	83.3	83.3	100.0
	Total	54	100.0	100.0	

#### Contentofthecourse

		Frequency	Percent	Valid Percent	Cumulative Percent
Valid	Adequate	22	40.7	40.7	40.7
	Excellent	32	59.3	59.3	100.0
	Total	54	100.0	100.0	

#### Relevanceofthecourse

		Frequency	Percent	Valid Percent	Cumulative Percent

Valid	More/could be reduced	2	3.7	3.7	3.7
	Adequate	11	20.4	20.4	24.1
	Excellent	41	75.9	75.9	100.0
	Total	54	100.0	100.0	

**Sequenceofthecoursesintheprogram**

		Frequency	Percent	Valid Percent	Cumulative Percent
Valid	More/could be reduced	5	9.3	9.3	9.3
	Adequate	26	48.1	48.1	57.4
	Excellent	23	42.6	42.6	100.0
	Total	54	100.0	100.0	

**Inclusionofnewcurrenttopicsinthecurriculum**

		Frequency	Percent	Valid Percent	Cumulative Percent
Valid	More/could be reduced	4	7.4	7.4	7.4
	Adequate	20	37.0	37.0	44.4
	Excellent	30	55.6	55.6	100.0
	Total	54	100.0	100.0	

**Importancegiventousageoflibrary**

		Frequency	Percent	Valid Percent	Cumulative Percent
Valid	More/could be reduced	3	5.6	5.6	5.6

Adequate	8	14.8	14.8	20.4
Excellent	43	79.6	79.6	100.0
Total	54	100.0	100.0	

**Usage of Technology other teaching aids**

	Frequency	Percent	Valid Percent	Cumulative Percent
Valid Adequate	23	42.6	42.6	42.6
Excellent	31	57.4	57.4	100.0
Total	54	100.0	100.0	

**Students followup**

	Frequency	Percent	Valid Percent	Cumulative Percent
Valid More/could be reduced	2	3.7	3.7	3.7
Adequate	20	37.0	37.0	40.7
Excellent	32	59.3	59.3	100.0
Total	54	100.0	100.0	

**Importance given for Punctuality Discipline Regularity Systematic Work**

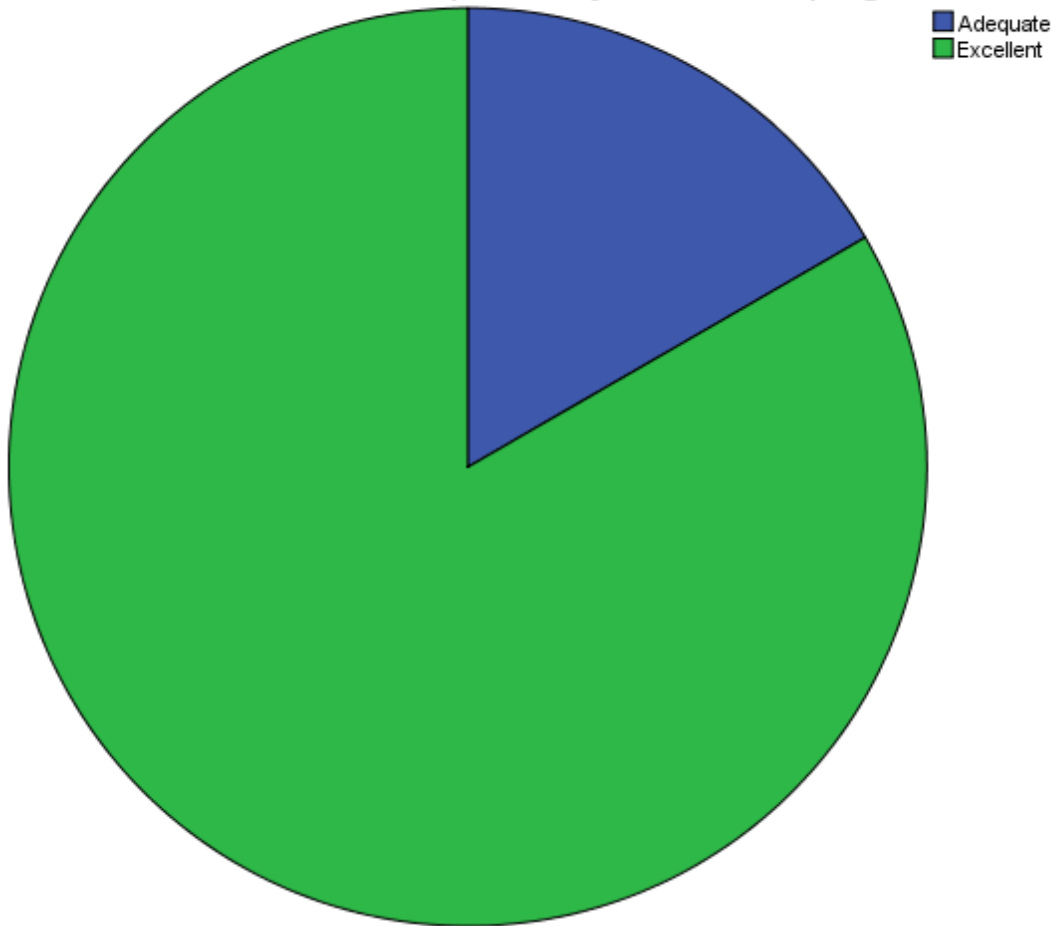
	Frequency	Percent	Valid Percent	Cumulative Percent
Valid Adequate	13	24.1	24.1	24.1
Excellent	41	75.9	75.9	100.0
Total	54	100.0	100.0	

**Importance given for the development of problem solving skills**

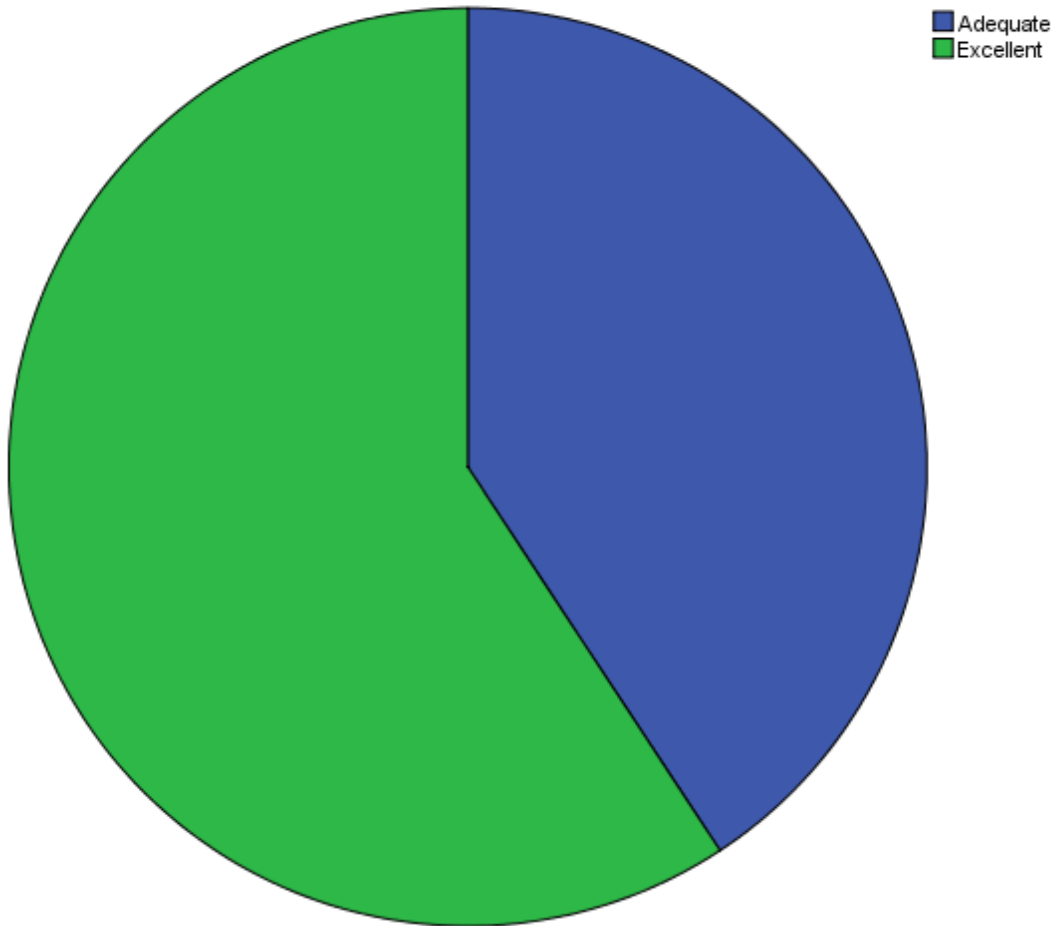
	Frequency	Percent	Valid Percent	Cumulative Percent
Valid More/could be reduced	1	1.9	1.9	1.9
Adequate	20	37.0	37.0	38.9
Excellent	33	61.1	61.1	100.0
Total	54	100.0	100.0	

**Pie Chart**

**Course Paper or Subjects in PGDL M program**

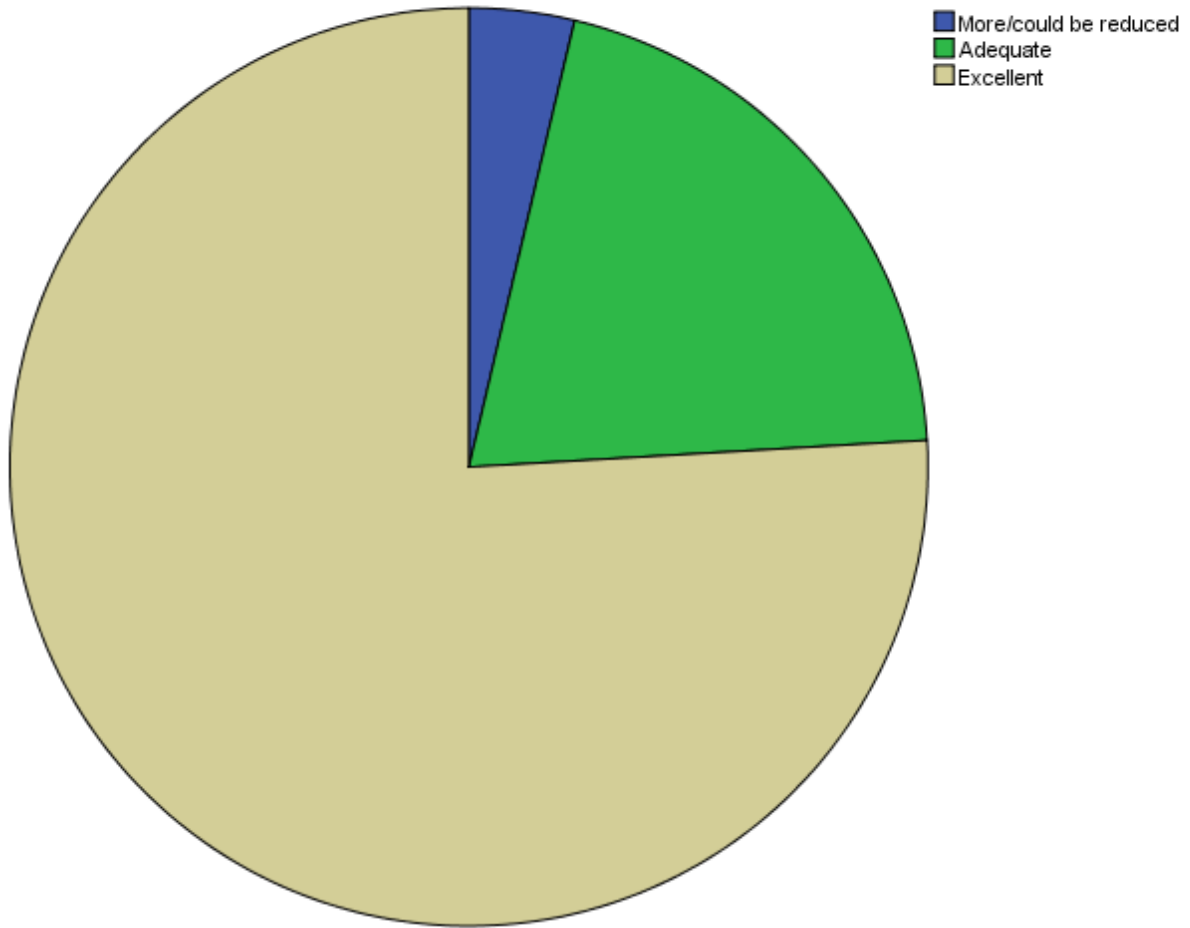


**Contentofthecourse**

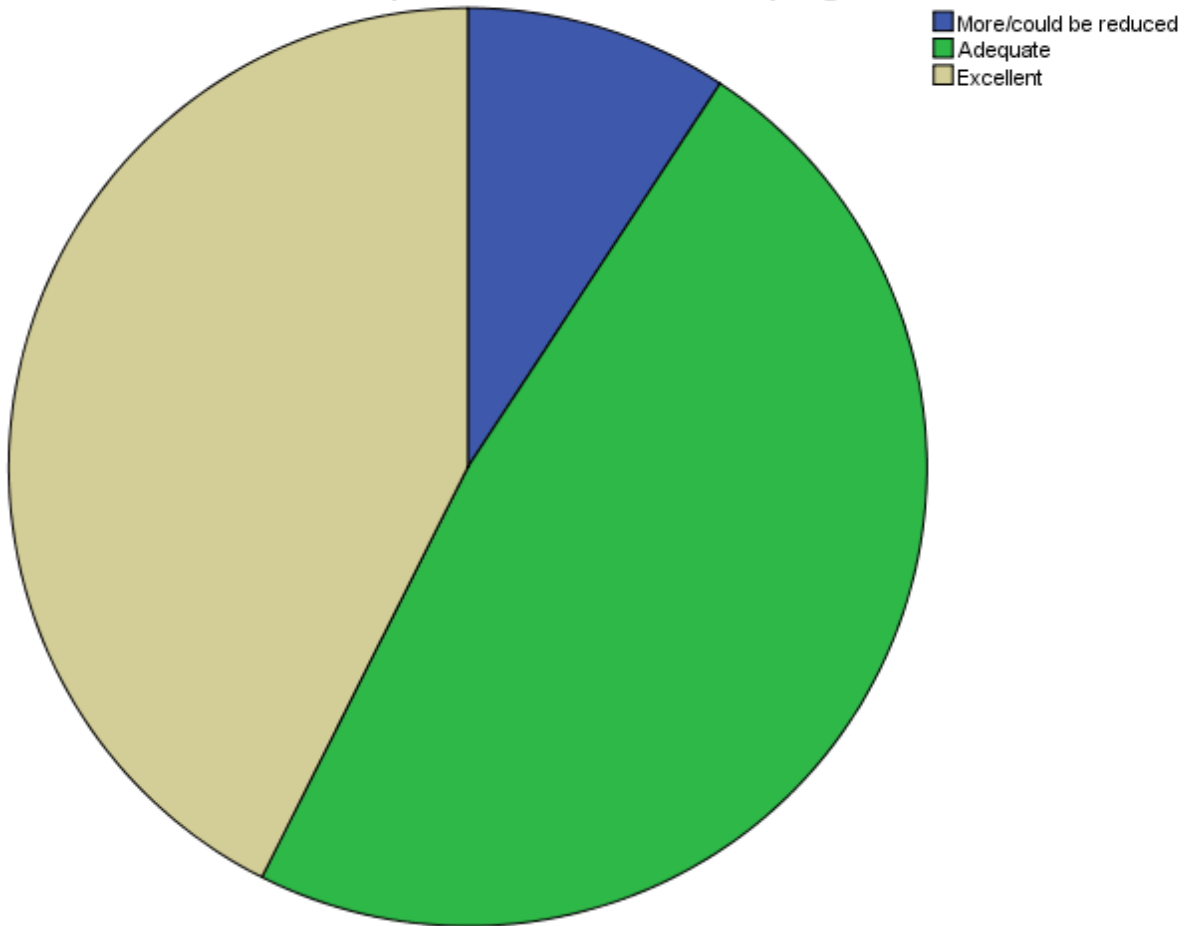




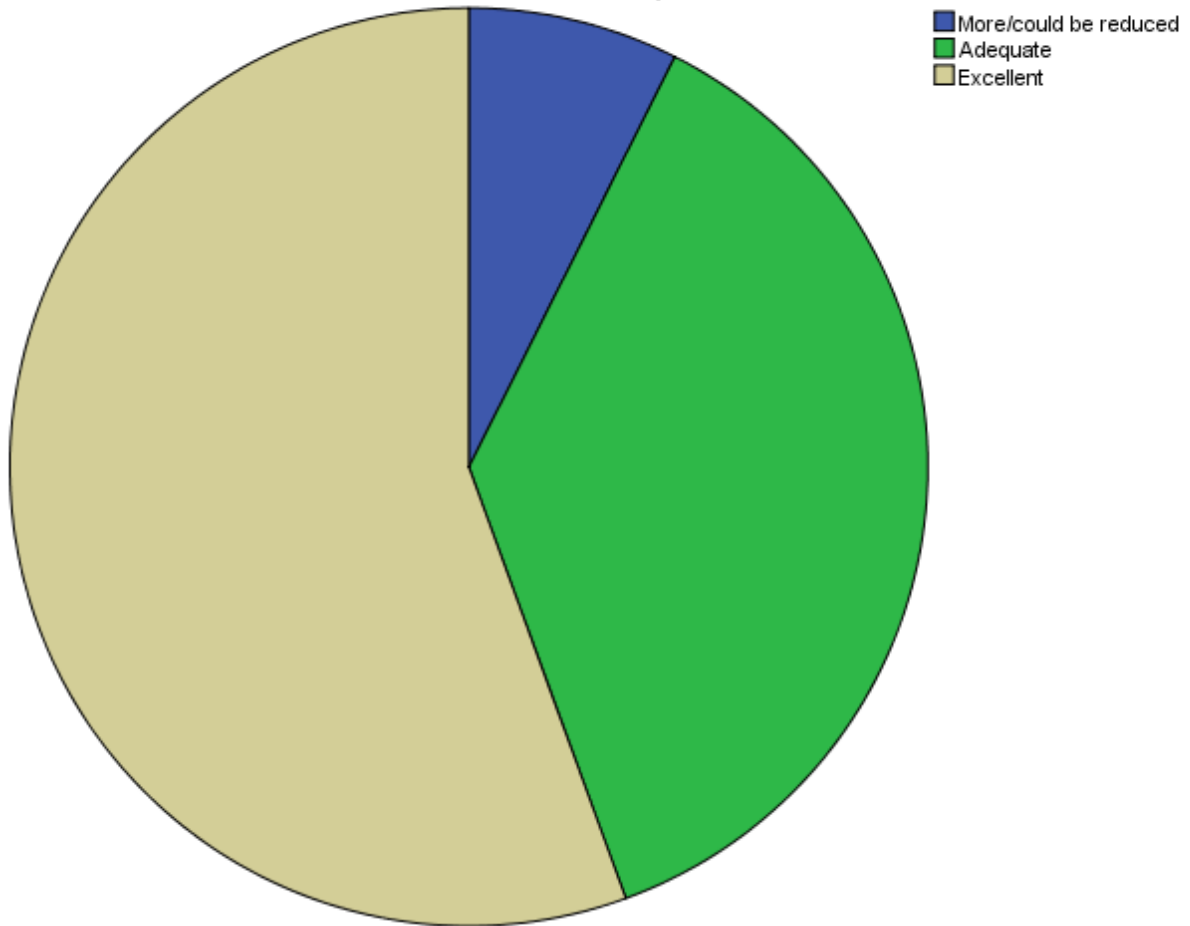
**Relevanceofthecourse**



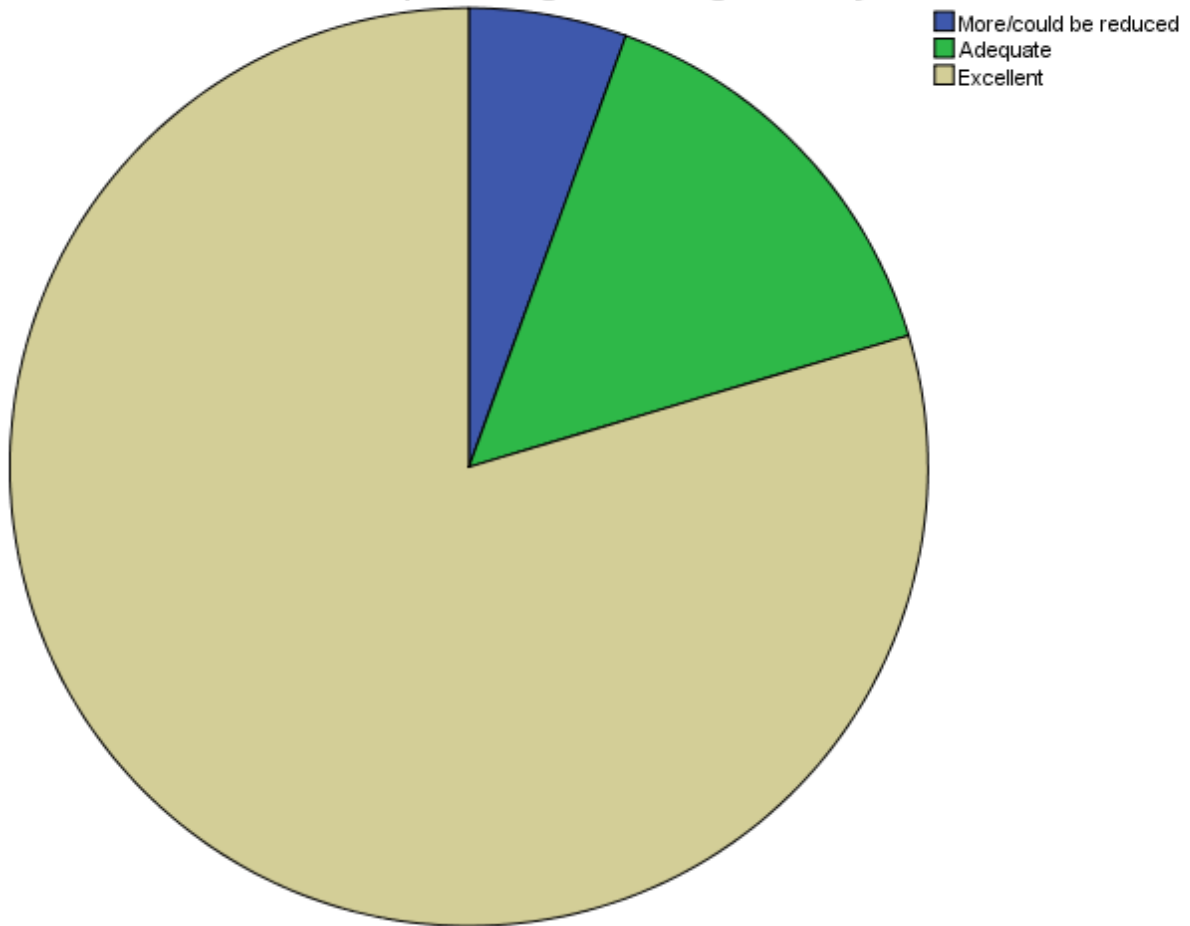
### Sequenceofthecoursesinthe program



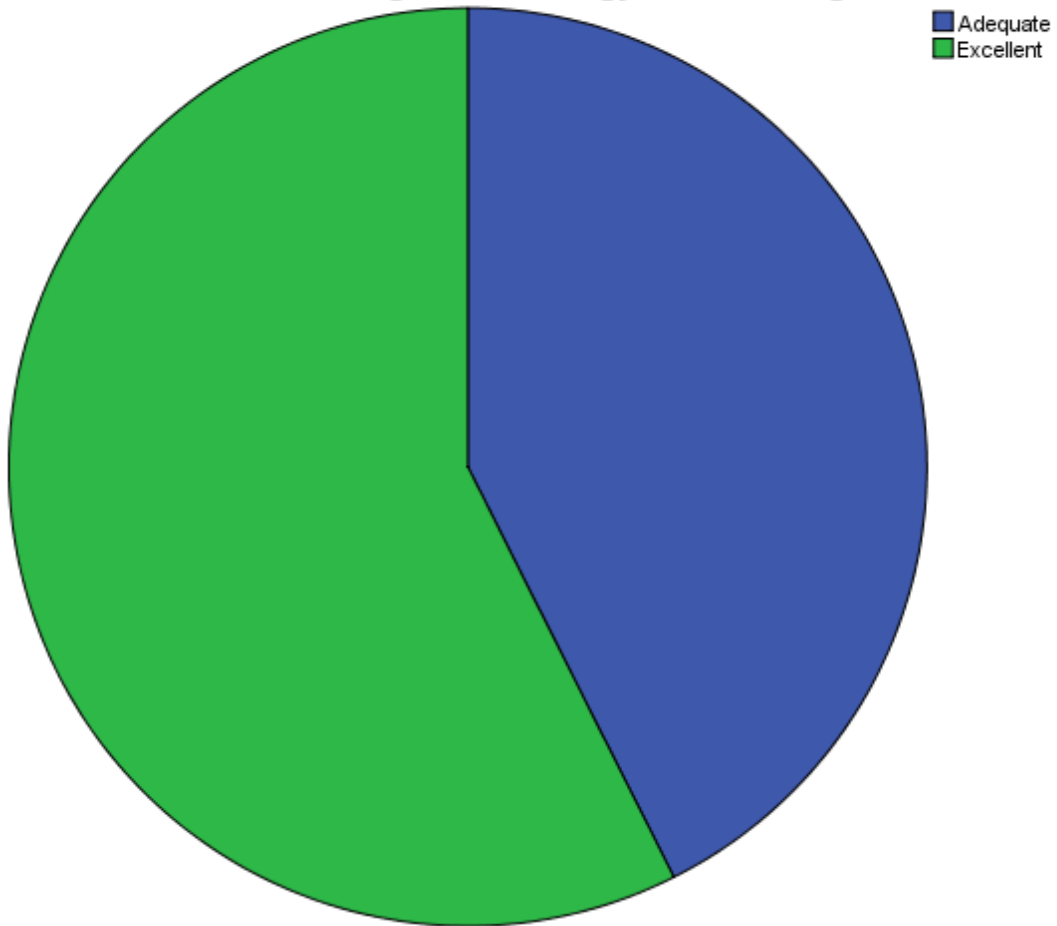
### Inclusion of new current topics in the curriculum



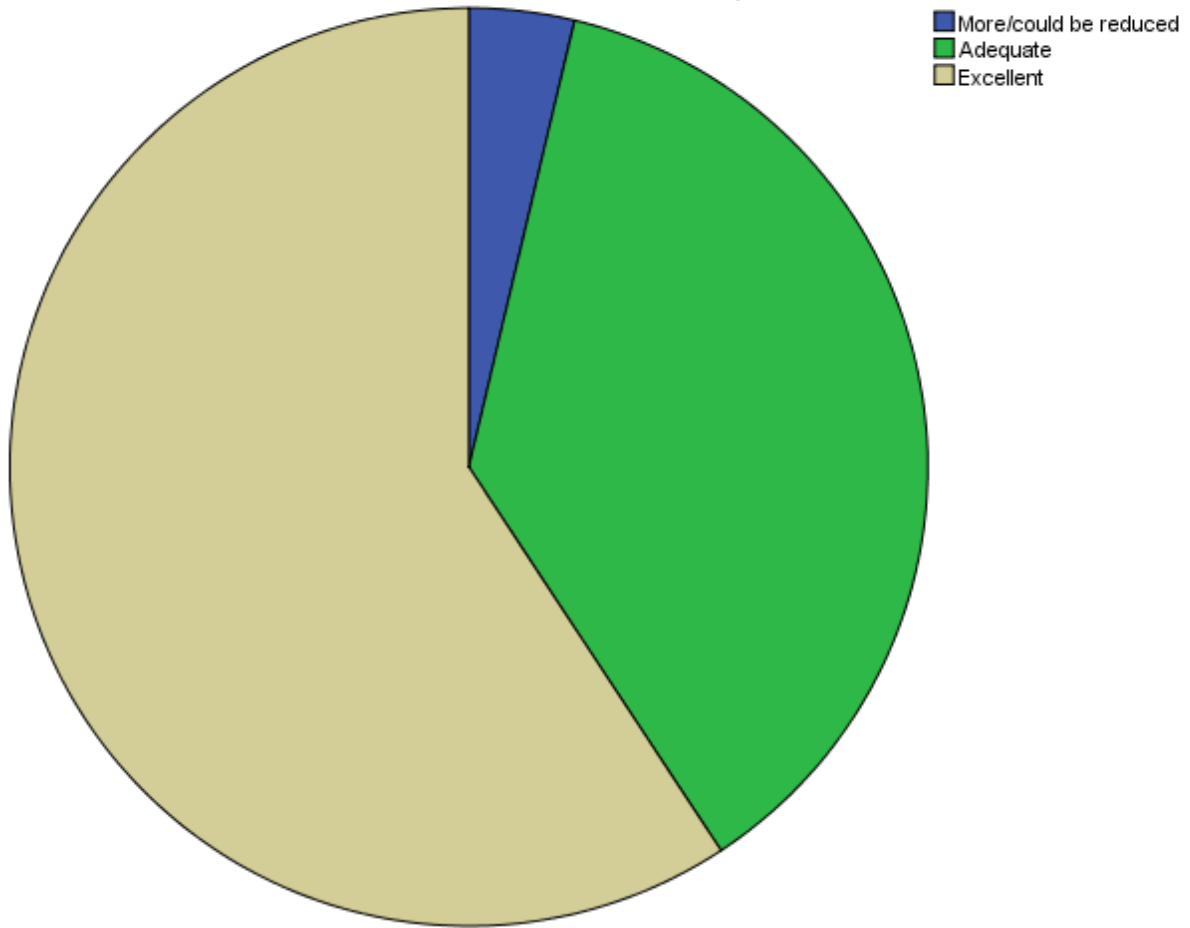
**Importance given to usage of library**



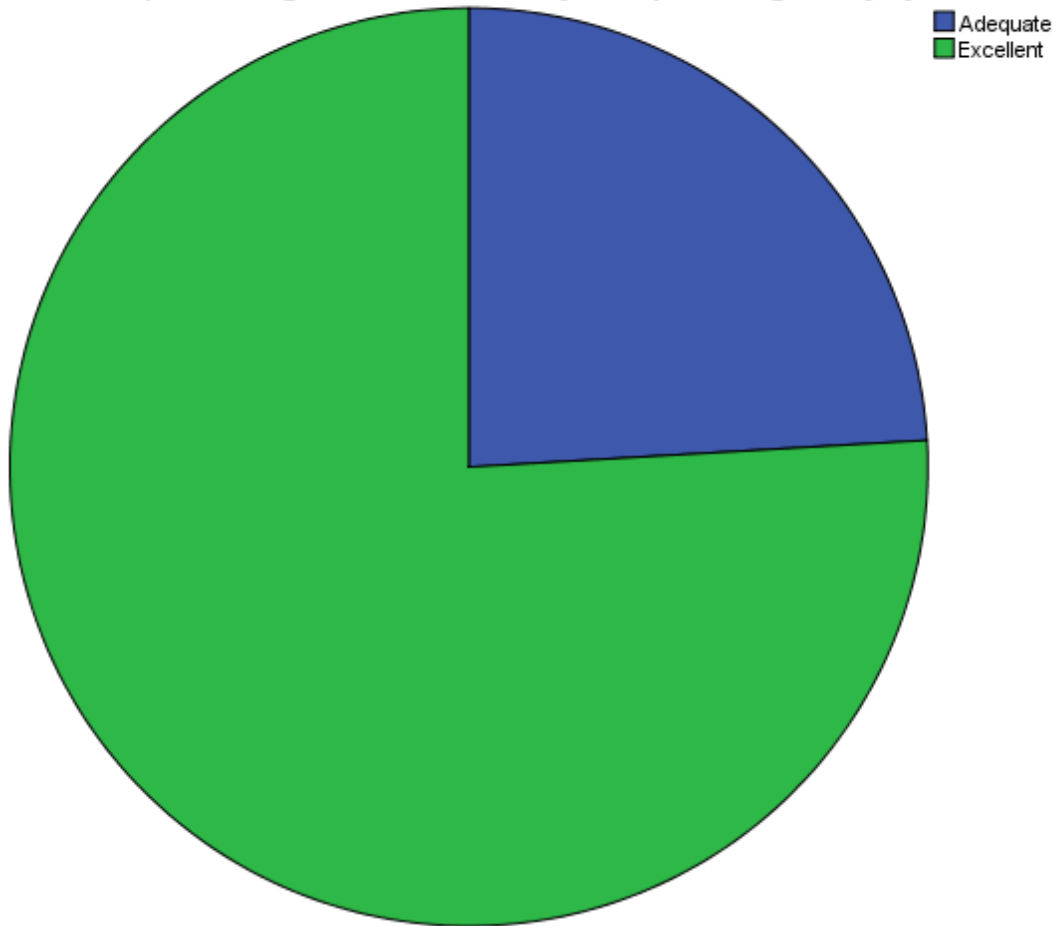
### Usage of Technology other teaching aids



### Studentsfollowup



Importance given for Punctuality Discipline Regularity Systematic Work



**Importance given for the development of problem solving skills**

