



# SACRED HEART COLLEGE (AUTONOMOUS)

Tirupattur – 635 601, Tamil Nadu, S.India

Resi : (04179) 220103

College : (04179) 220553

Fax : (04179) 226423

Ready for  
Everv Good Work

A Don Bosco Institution of Higher Education, Founded in 1951 \* Affiliated to Thiruvalluvar University, Vellore \* Autonomous since 1987

Accredited by NAAC (4<sup>th</sup> Cycle – under RAF) with CGPA of 3.31 / 4 at 'A+' Grade

**PG DIPLOMA IN LOGISTICS MANAGEMENT  
PG AND RESEARCH DEPARTMENT OF MANAGEMENT STUDIES  
SACRED HEART COLLEGE (AUTONOMOUS), TIRUPATTUR  
ALUMNI - FEEDBACK REPORT OF STAKEHOLDERS- 2020-2021**

## Frequencies

### Notes

Output Created	30-DEC-2023 12:41:23
Comments	
Input Data	H:\SHC, Thirupattur\NAAC - 23-24\PGDLM\AF\2020 -21.sav
Active Dataset	DataSet1
Filter	<none>
Weight	<none>
Split File	<none>
N of Rows in Working Data File	55
Missing Value Handling	Definition of Missing
	User-defined missing values are treated as missing.
	Cases Used
	Statistics are based on all cases with valid data.

Syntax	<p>FREQUENCIES</p> <p>VARIABLES=CoursePaperorSubjectsinPG DLMprogram Contentofthecourse Relevanceofthecourse Sequenceofthecoursesinthe program Inclusionofnewcurrenttopicsinthe curriculum Importancegiven tousageoflibrary UsageofTechnologyotherteaching aids Studentsfollowup ImportancegivenforPunctuality DisciplineRegularitySystematic Work Importancegivenforthe developmentofproblemsolving skills</p> <p>/PIECHART FREQ</p> <p>/ORDER=ANALYSIS.</p>	
Resources	Processor Time	00:00:04.27
	Elapsed Time	00:00:02.77

[DataSet1] H:\SHC, Thirupattur\NAAC - 23-24\PGDLM\AF\2020 -21.sav

**Statistics**

		CoursePaperorSubjectsinPGDLMprogram	Contentofthecourse	Relevanceofthecourse	Sequenceofthecoursesinthe program	Inclusionofnewcurrenttopicsinthe curriculum
N	Valid	55	55	55	55	55
	Missing	0	0	0	0	0

**Statistics**

	Importancegiven tousageoflibrary	UsageofTechnologyotherteaching aids	Studentsfollowup	ImportancegivenforPunctualityDisciplineRegularitySystematicWork	Importancegivenforthe developmentofproblemsolving skills

N	Valid	55	55	55	54	55
	Missing	0	0	0	1	0

### Frequency Table

#### CoursePaperorSubjectsinPGDLMprogram

		Frequency	Percent	Valid Percent	Cumulative Percent
Valid	Adequate	17	30.9	30.9	30.9
	Excellent	38	69.1	69.1	100.0
	Total	55	100.0	100.0	

#### Contentofthecourse

		Frequency	Percent	Valid Percent	Cumulative Percent
Valid	Adequate	27	49.1	49.1	49.1
	Excellent	28	50.9	50.9	100.0
	Total	55	100.0	100.0	

#### Relevanceofthecourse

		Frequency	Percent	Valid Percent	Cumulative Percent

Valid	Adequate	12	21.8	21.8	21.8
	Excellent	43	78.2	78.2	100.0
	Total	55	100.0	100.0	

**Sequenceofthecoursesintheprogram**

		Frequency	Percent	Valid Percent	Cumulative Percent
Valid	More/could be reduced	1	1.8	1.8	1.8
	Adequate	18	32.7	32.7	34.5
	Excellent	36	65.5	65.5	100.0
	Total	55	100.0	100.0	

**Inclusionofnewcurrenttopicsinthe curriculum**

		Frequency	Percent	Valid Percent	Cumulative Percent
Valid	Adequate	17	30.9	30.9	30.9
	Excellent	38	69.1	69.1	100.0
	Total	55	100.0	100.0	

**Importancegiventousageoflibrary**

		Frequency	Percent	Valid Percent	Cumulative Percent
Valid	More/could be reduced	2	3.6	3.6	3.6
	Adequate	25	45.5	45.5	49.1
	Excellent	28	50.9	50.9	100.0

Total	55	100.0	100.0	
-------	----	-------	-------	--

**Usage of Technology other teaching aids**

	Frequency	Percent	Valid Percent	Cumulative Percent
Valid More/could be reduced	1	1.8	1.8	1.8
Adequate	16	29.1	29.1	30.9
Excellent	38	69.1	69.1	100.0
Total	55	100.0	100.0	

**Students followup**

	Frequency	Percent	Valid Percent	Cumulative Percent
Valid More/could be reduced	1	1.8	1.8	1.8
Adequate	20	36.4	36.4	38.2
Excellent	34	61.8	61.8	100.0
Total	55	100.0	100.0	

**Importance given for Punctuality Discipline Regularity Systematic Work**

	Frequency	Percent	Valid Percent	Cumulative Percent
Valid Adequate	16	29.1	29.6	29.6
Excellent	38	69.1	70.4	100.0
Total	54	98.2	100.0	
Missing System	1	1.8		

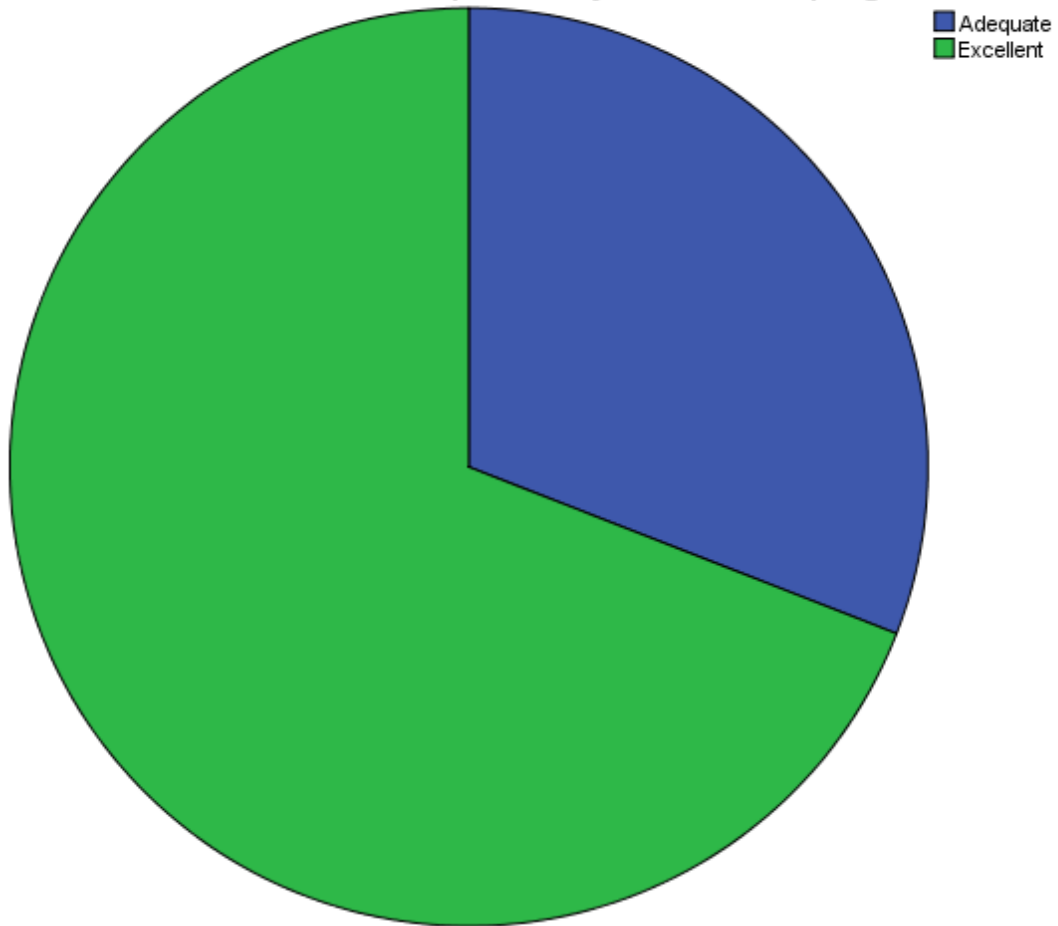
Total	55	100.0		
-------	----	-------	--	--

**Importance given for the development of problem solving skills**

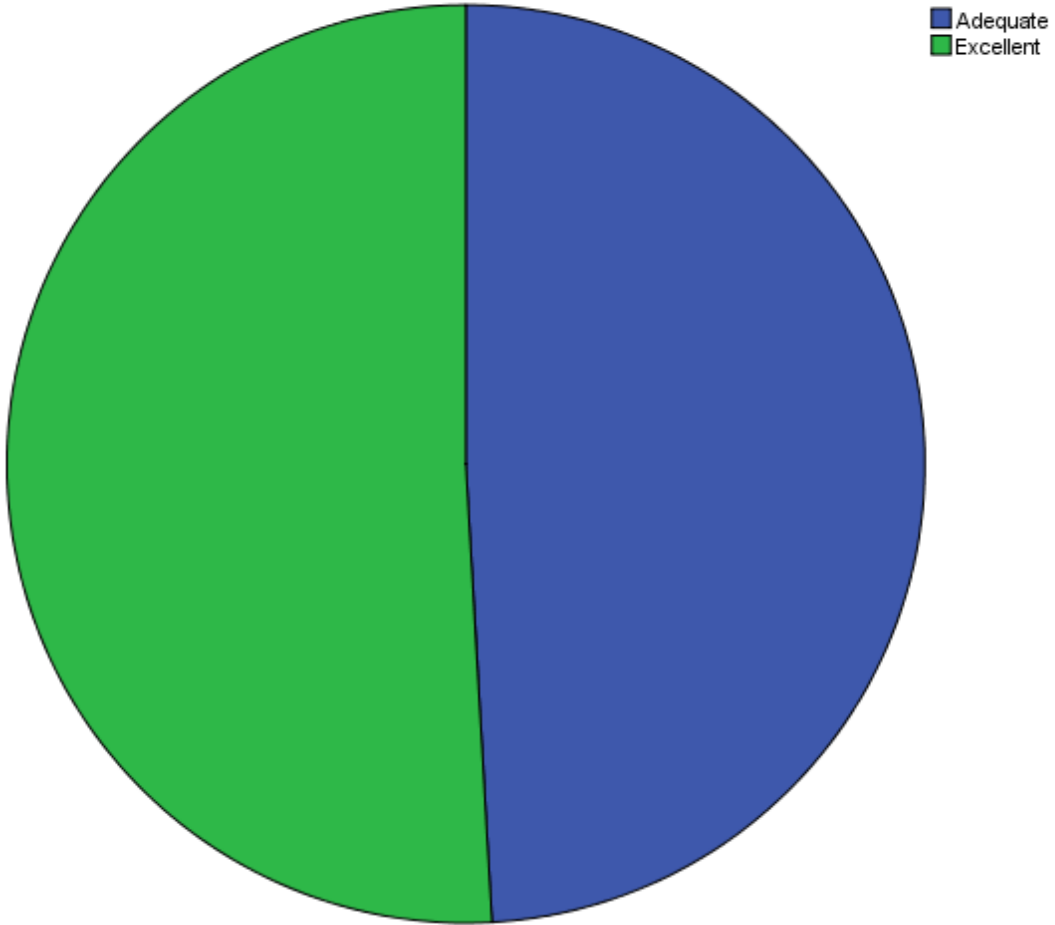
		Frequency	Percent	Valid Percent	Cumulative Percent
Valid	More/could be reduced	5	9.1	9.1	9.1
	Adequate	20	36.4	36.4	45.5
	Excellent	30	54.5	54.5	100.0
	Total	55	100.0	100.0	

**Pie Chart**

**Course Paper or Subjects in PGDL M program**

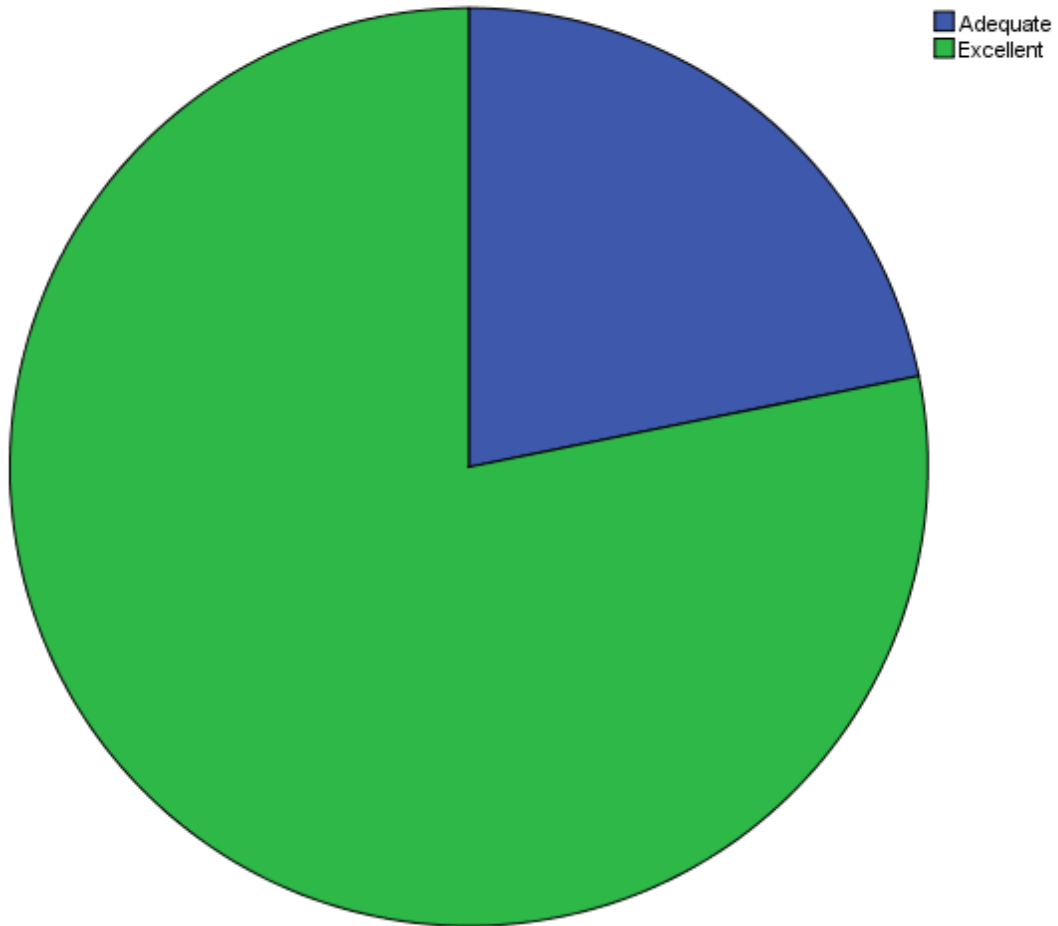


**Contentofthecourse**

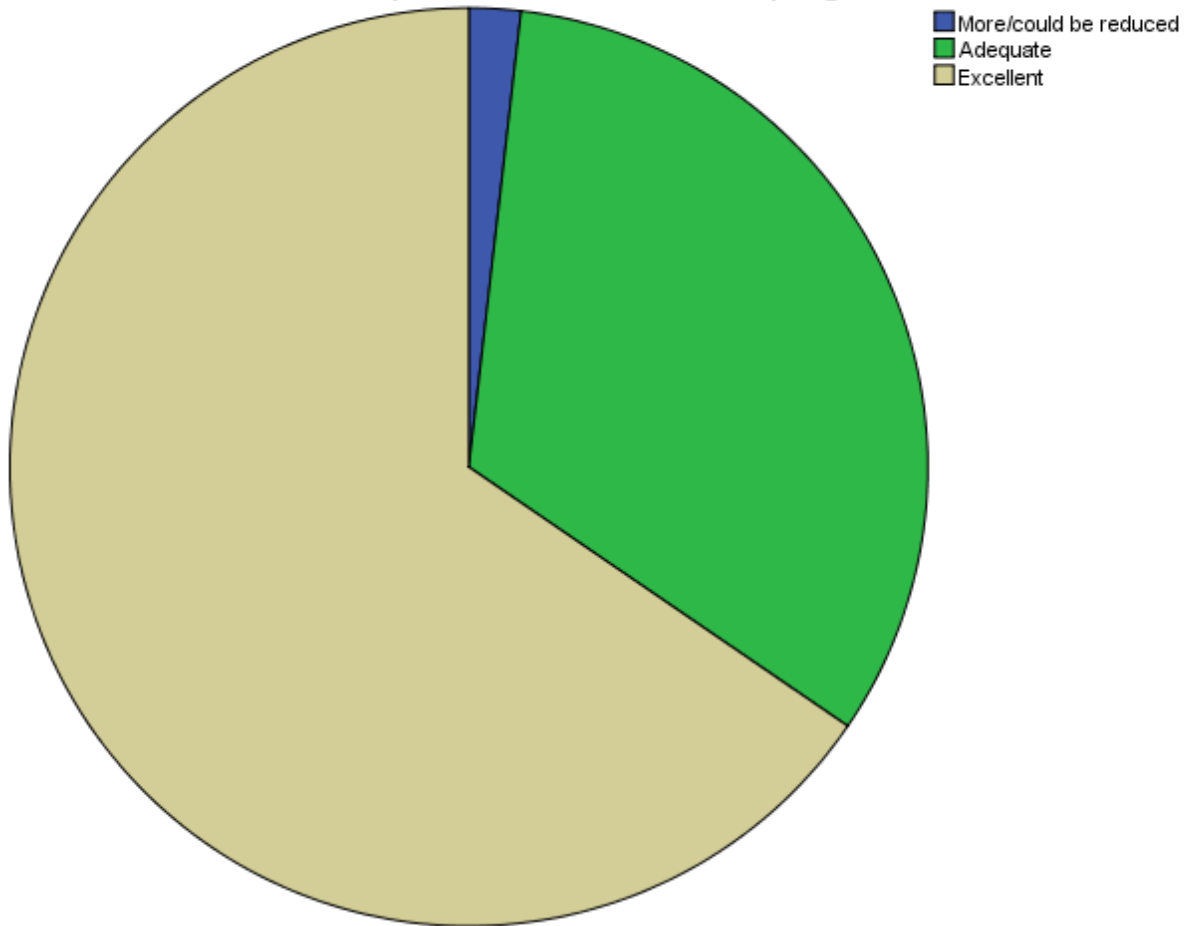




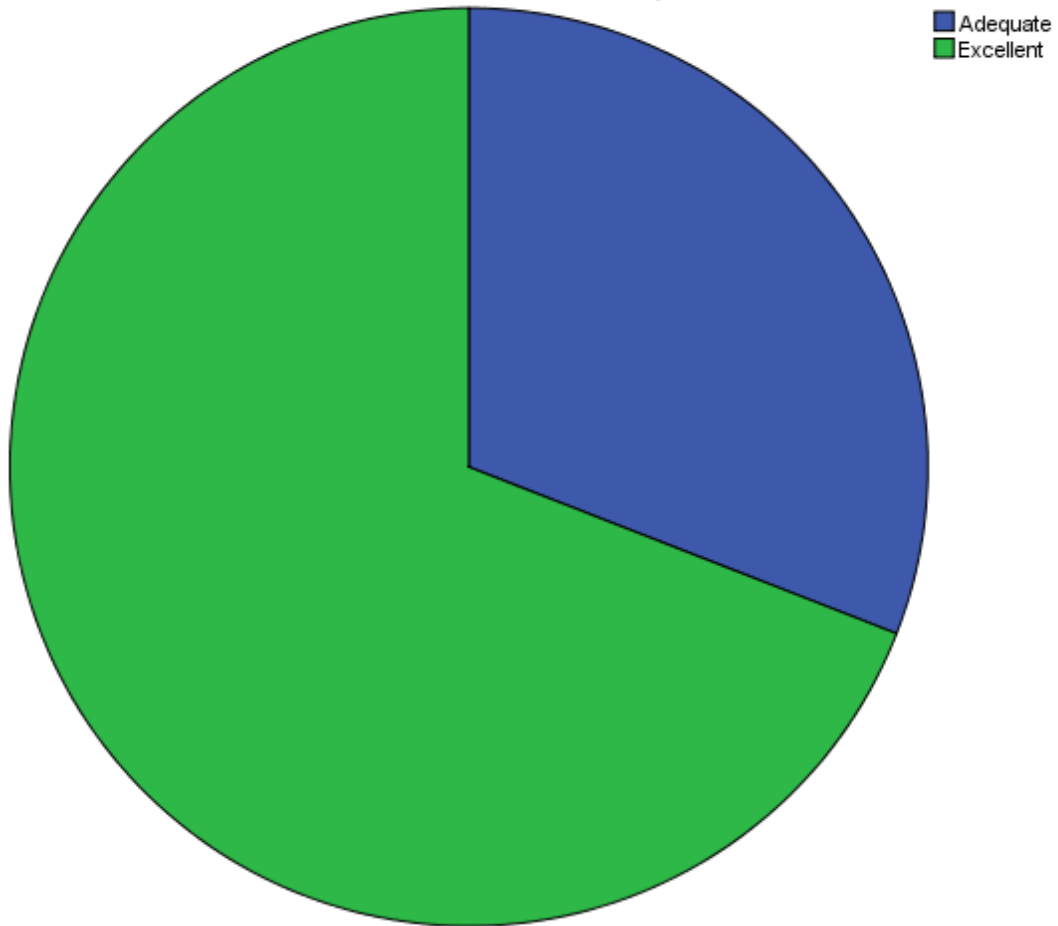
**Relevanceofthecourse**



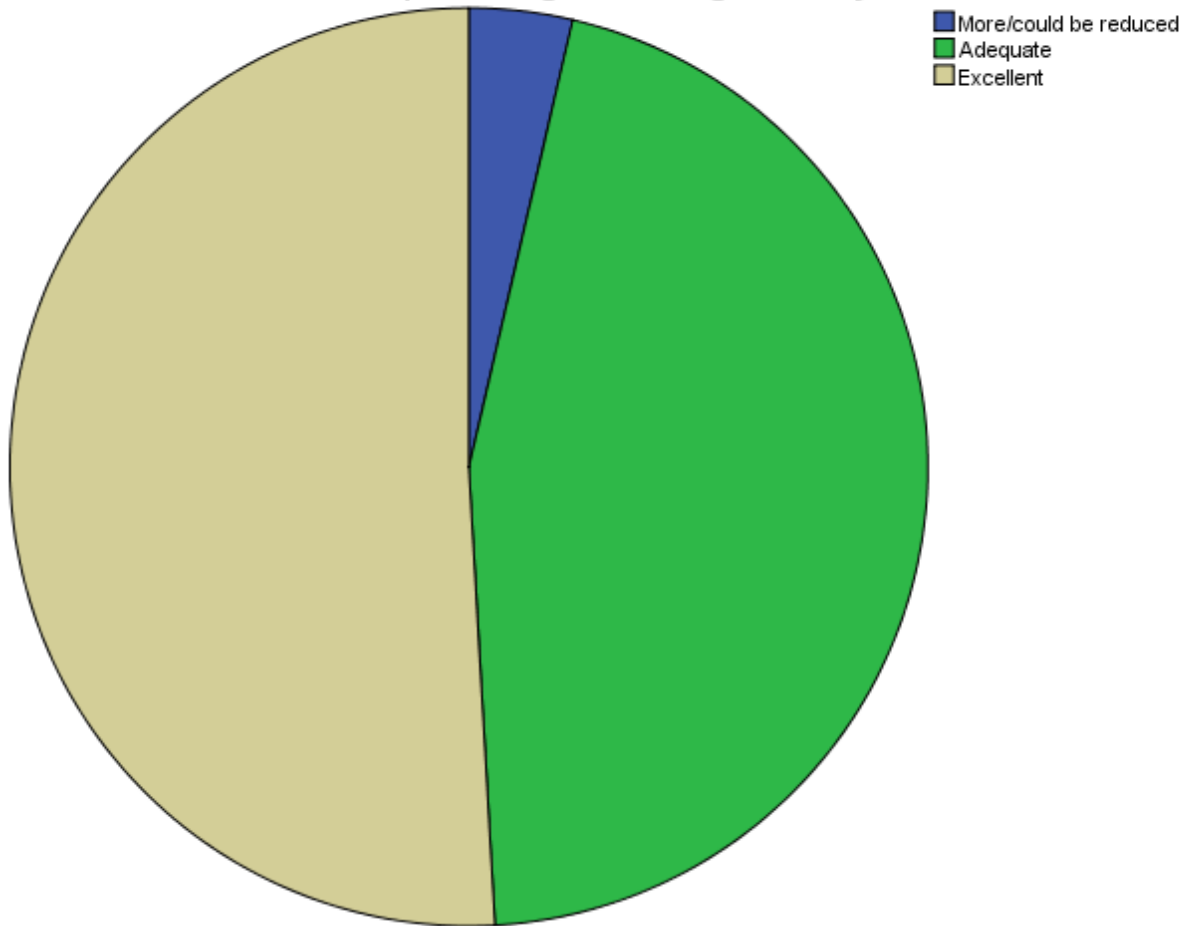
### Sequenceofthecoursesinthe program



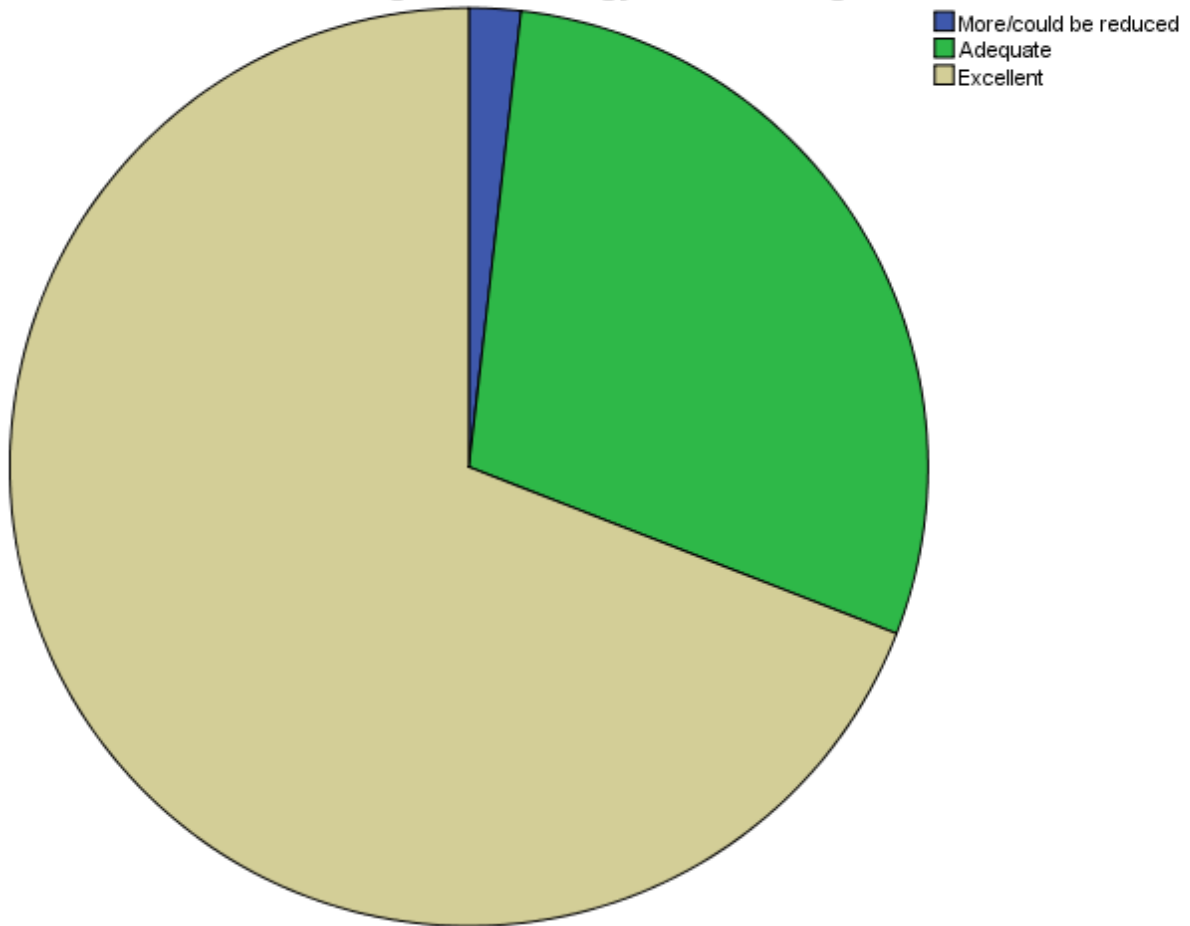
**Inclusion of new current topics in the curriculum**



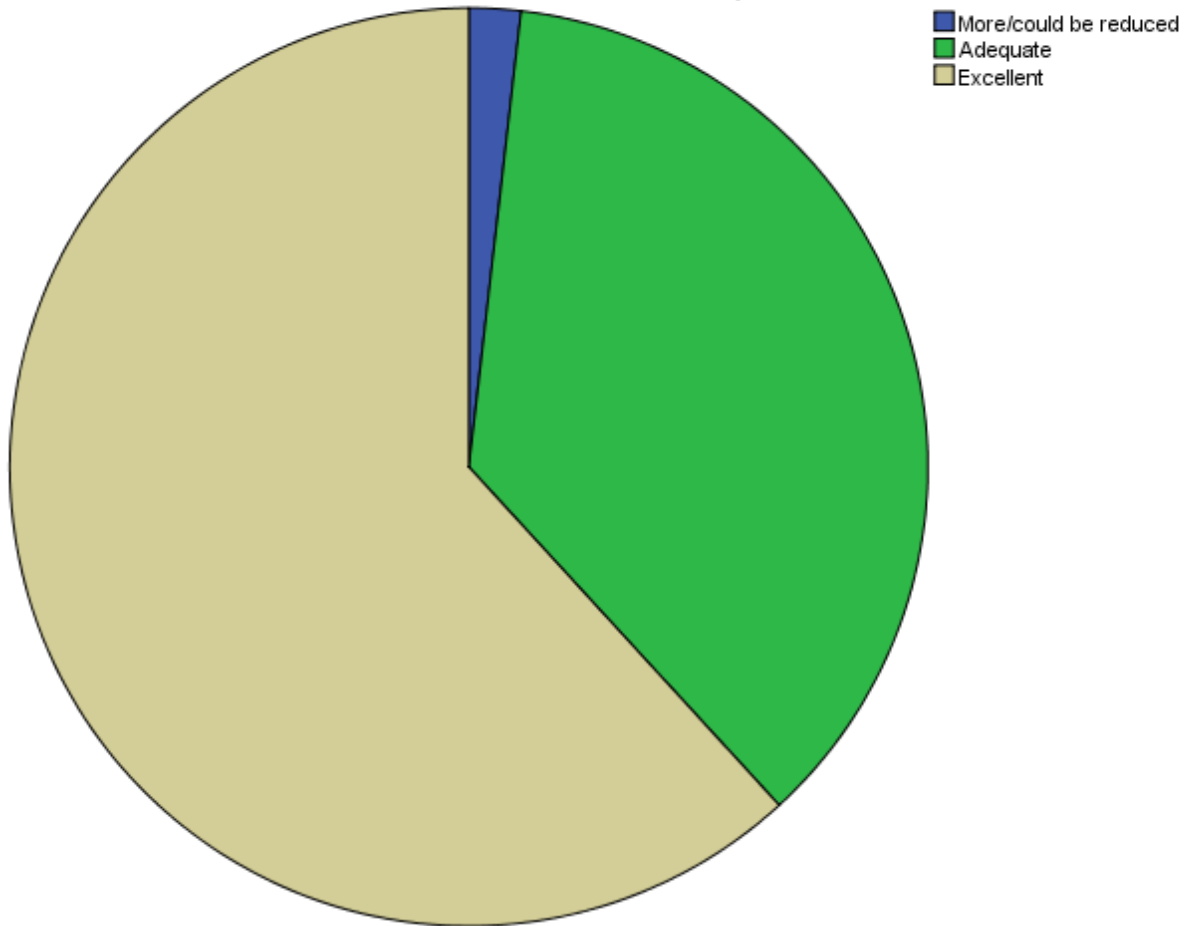
**Importance given to usage of library**



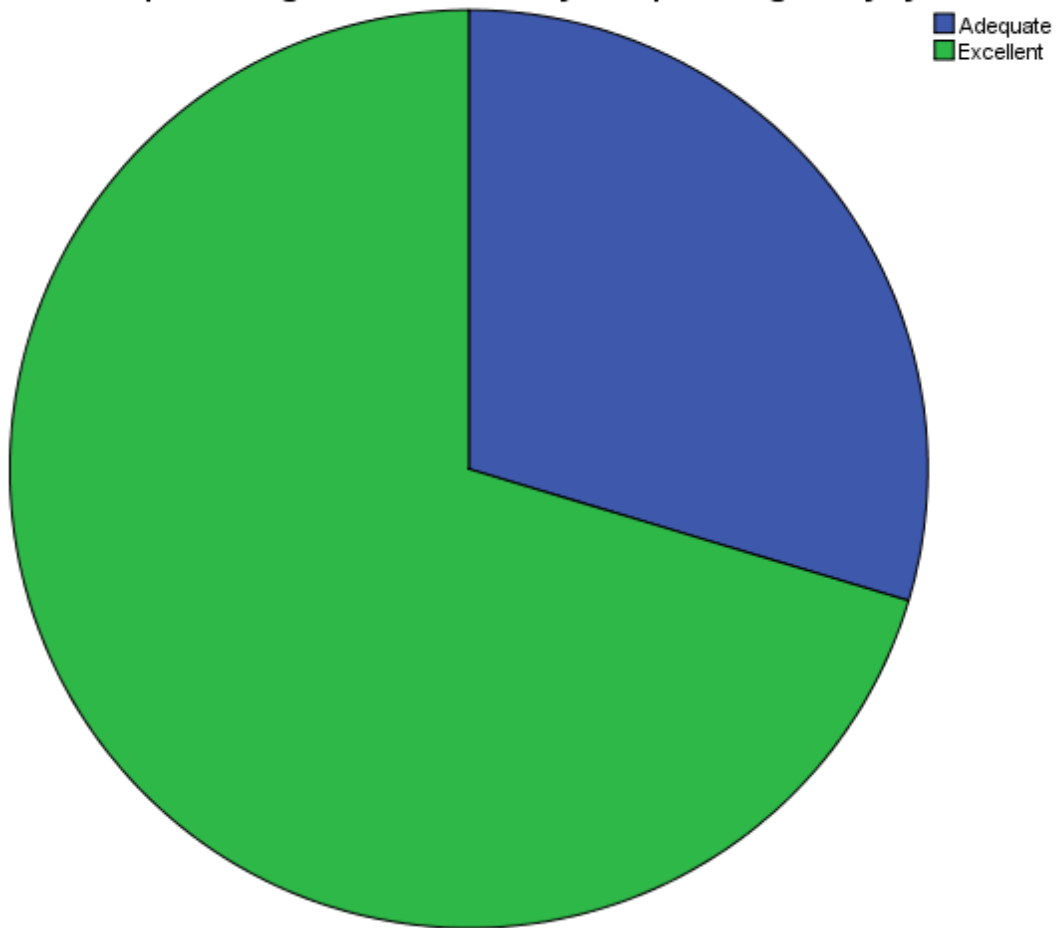
### Usage of Technology other teaching aids



### Studentsfollowup



Importance given for Punctuality Discipline Regularity Systematic Work



**Importance given for the development of problem solving skills**

