



SACRED HEART COLLEGE (AUTONOMOUS)

Tirupattur – 635 601, Tamil Nadu, S.India

Resi : (04179) 220103

College : (04179) 220553

Fax : (04179) 226423

Ready for
Everv Good Work

A Don Bosco Institution of Higher Education, Founded in 1951 * Affiliated to Thiruvalluvar University, Vellore * Autonomous since 1987

Accredited by NAAC (4th Cycle – under RAF) with CGPA of 3.31 / 4 at 'A+' Grade

**PG DIPLOMA IN LOGISTICS MANAGEMENT
PG AND RESEARCH DEPARTMENT OF MANAGEMENT STUDIES
SACRED HEART COLLEGE (AUTONOMOUS), TIRUPATTUR
ALUMNI - FEEDBACK REPORT OF STAKEHOLDERS- 2018-2019**

Frequencies

Notes

Output Created	30-DEC-2023 12:38:40
Comments	
Input Data	H:\SHC, Thirupattur\NAAC - 23-24\PGDLM\AF\2018 -19.sav
Active Dataset	DataSet1
Filter	<none>
Weight	<none>
Split File	<none>
N of Rows in Working Data File	56
Missing Value Handling Definition of Missing	User-defined missing values are treated as missing.
Cases Used	Statistics are based on all cases with valid data.

Syntax		FREQUENCIES VARIABLES=CoursePaperorSubjectsin PGDLMprogram Contentofthecourse Relevanceofthecourse Sequenceofthecoursesinthe program Inclusionofnewcurrenttopicsinthe curriculum Importancegiven tousageoflibrary UsageofTechnology otherteachingaids Students followup Importancegivenfor PunctualityDiscipline RegularitySystematicWork Importancegivenforthe developmentofproblemsolving skills /PIECHART FREQ /ORDER=ANALYSIS.	
Resources	Processor Time		00:00:03.83
	Elapsed Time		00:00:02.91

[DataSet1] H:\SHC, Thirupattur\NAAC - 23-24\PGDLM\AF\2018 -19.sav

Statistics

		CoursePaperor SubjectsinPGDL Mprogram	Contentofthecou rse	Relevanceofthec ourse	Sequenceofthec oursesintheprog ram	Inclusionofnewc urrenttopicsinthe curriculum
N	Valid	56	56	56	56	56
	Missing	0	0	0	0	0

Statistics

		UsageofTechnol ogyotherteaching aids	Studentsfollowup	Importancegivenf orPunctualityDis ciplineRegularity SystematicWork	Importancegiven forthe developme ntofproblemsolvi ngskills
	Importancegiven tousageoflibrary				

N	Valid	56	56	56	56	56
	Missing	0	0	0	0	0

Frequency Table

CoursePaperorSubjectsinPGDLMprogram

		Frequency	Percent	Valid Percent	Cumulative Percent
Valid	More/could be reduced	5	8.9	8.9	8.9
	Adequate	17	30.4	30.4	39.3
	Excellent	34	60.7	60.7	100.0
	Total	56	100.0	100.0	

Contentofthecourse

		Frequency	Percent	Valid Percent	Cumulative Percent
Valid	More/could be reduced	1	1.8	1.8	1.8
	Adequate	29	51.8	51.8	53.6
	Excellent	26	46.4	46.4	100.0
	Total	56	100.0	100.0	

Relevanceofthecourse

		Frequency	Percent	Valid Percent	Cumulative Percent
Valid	More/could be reduced	1	1.8	1.8	1.8
	Adequate	12	21.4	21.4	23.2
	Excellent	43	76.8	76.8	100.0
	Total	56	100.0	100.0	

Sequenceofthecoursesinthe program

		Frequency	Percent	Valid Percent	Cumulative Percent
Valid	More/could be reduced	3	5.4	5.4	5.4
	Adequate	24	42.9	42.9	48.2
	Excellent	29	51.8	51.8	100.0
	Total	56	100.0	100.0	

Inclusionofnewcurrenttopicsinthecurriculum

		Frequency	Percent	Valid Percent	Cumulative Percent
Valid	More/could be reduced	4	7.1	7.1	7.1
	Adequate	18	32.1	32.1	39.3
	Excellent	34	60.7	60.7	100.0
	Total	56	100.0	100.0	

Importancegiventousageoflibrary

		Frequency	Percent	Valid Percent	Cumulative Percent
Valid	More/could be reduced	2	3.6	3.6	3.6
	Adequate	14	25.0	25.0	28.6
	Excellent	40	71.4	71.4	100.0
	Total	56	100.0	100.0	

Usage of Technology other than teaching aids

		Frequency	Percent	Valid Percent	Cumulative Percent
Valid	More/could be reduced	5	8.9	8.9	8.9
	Adequate	17	30.4	30.4	39.3
	Excellent	34	60.7	60.7	100.0
	Total	56	100.0	100.0	

Students followup

		Frequency	Percent	Valid Percent	Cumulative Percent
Valid	More/could be reduced	1	1.8	1.8	1.8
	Adequate	20	35.7	35.7	37.5
	Excellent	35	62.5	62.5	100.0
	Total	56	100.0	100.0	

Importance given for Punctuality Discipline Regularity Systematic Work

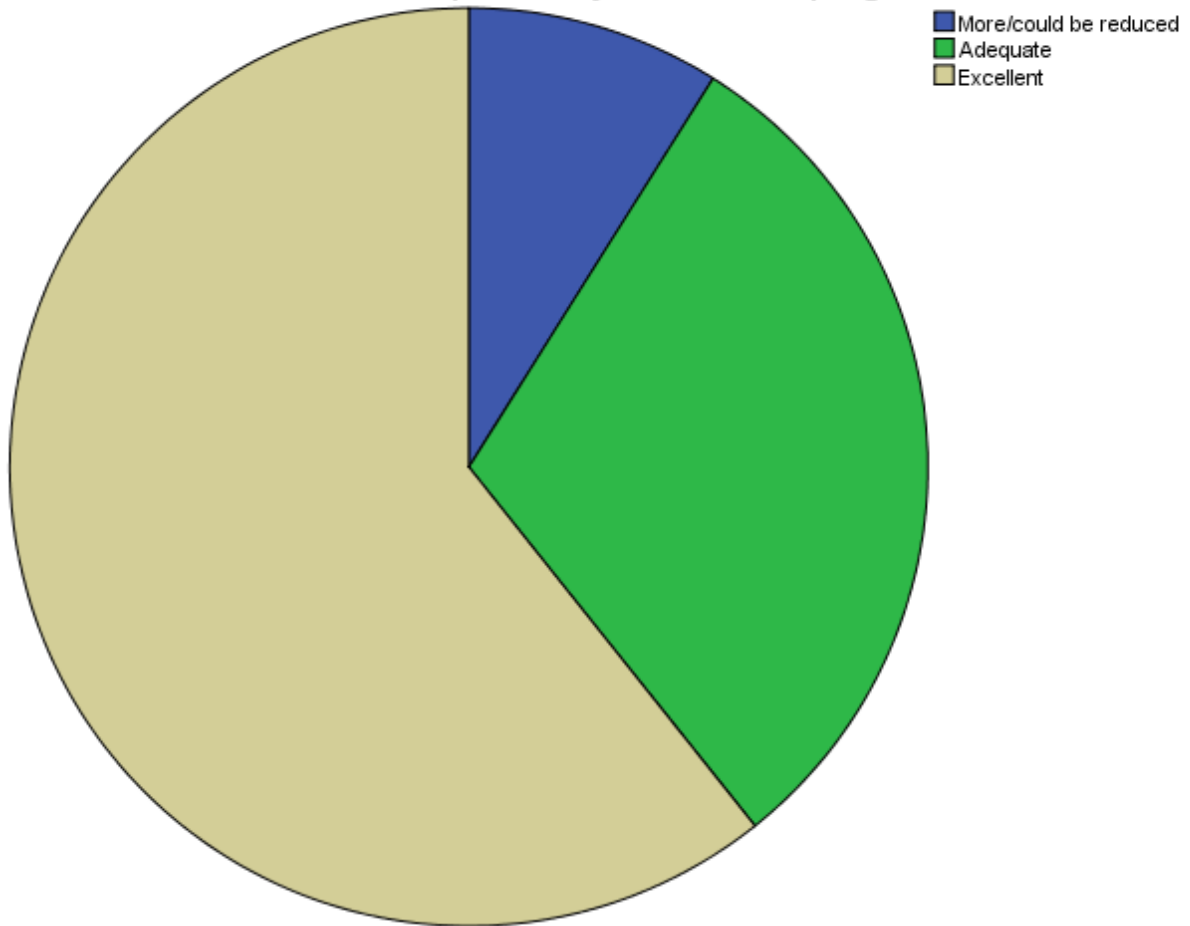
		Frequency	Percent	Valid Percent	Cumulative Percent
Valid	More/could be reduced	4	7.1	7.1	7.1
	Adequate	10	17.9	17.9	25.0
	Excellent	42	75.0	75.0	100.0
	Total	56	100.0	100.0	

Importance given for the development of problem solving skills

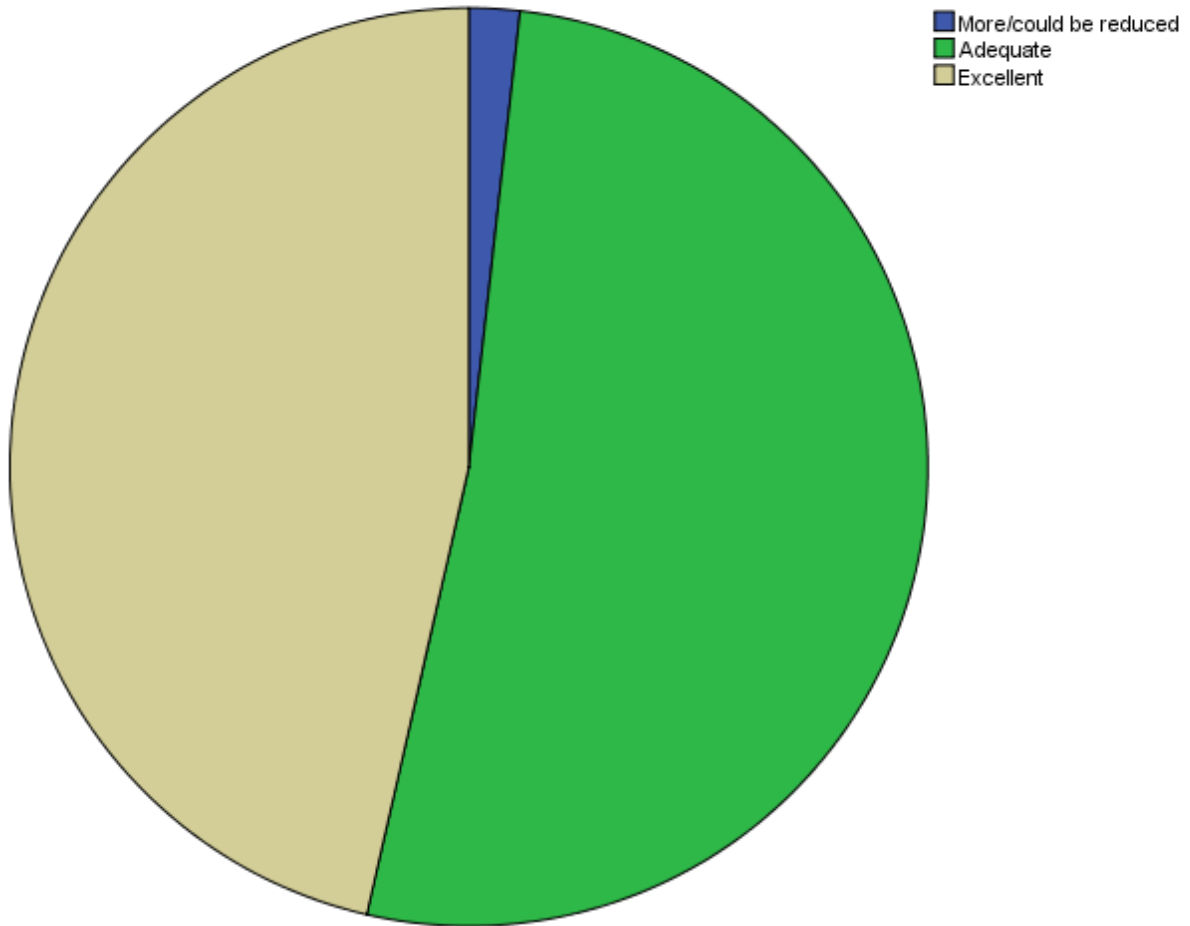
		Frequency	Percent	Valid Percent	Cumulative Percent
Valid	More/could be reduced	2	3.6	3.6	3.6
	Adequate	11	19.6	19.6	23.2
	Excellent	43	76.8	76.8	100.0
	Total	56	100.0	100.0	

Pie Chart

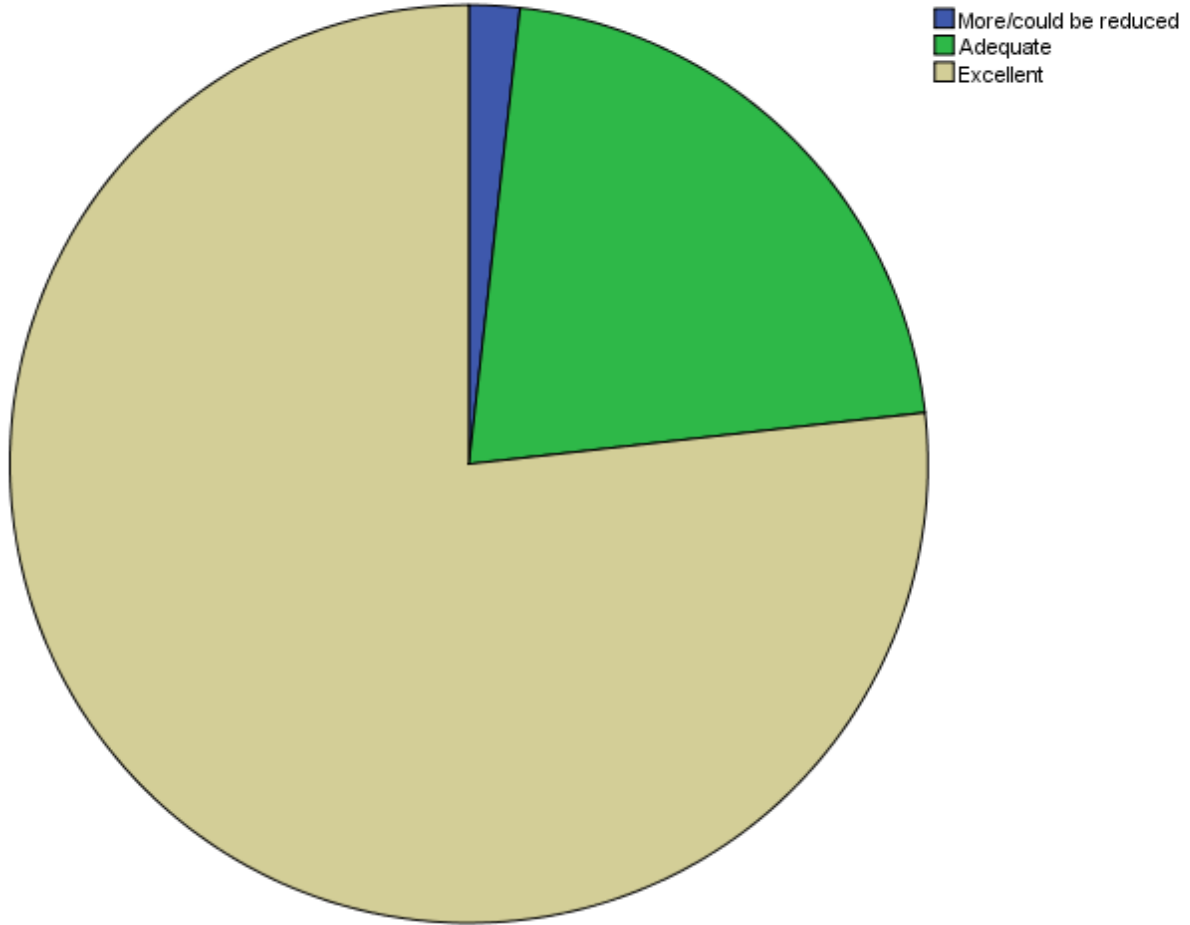
Course Paper or Subjects in PGDL M program



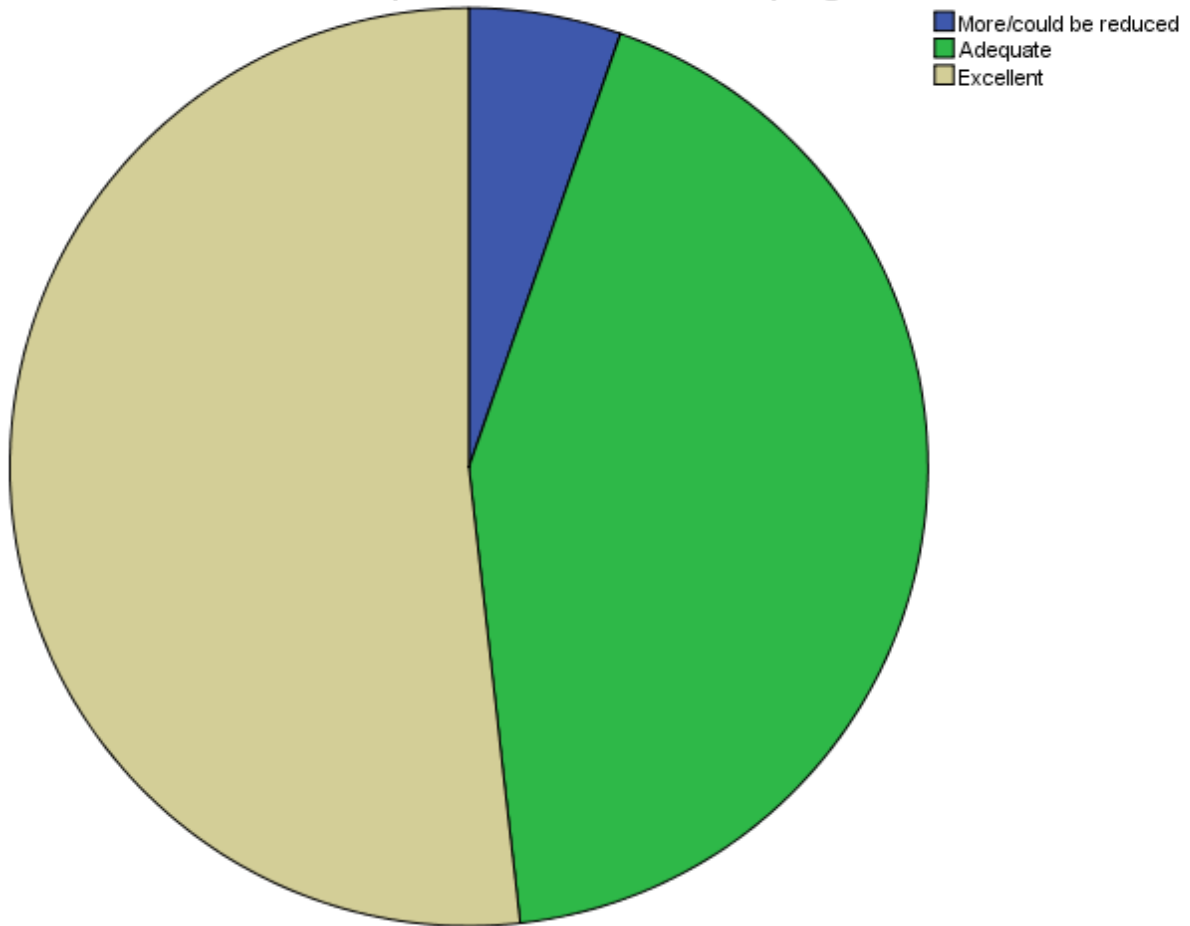
Contentofthecourse



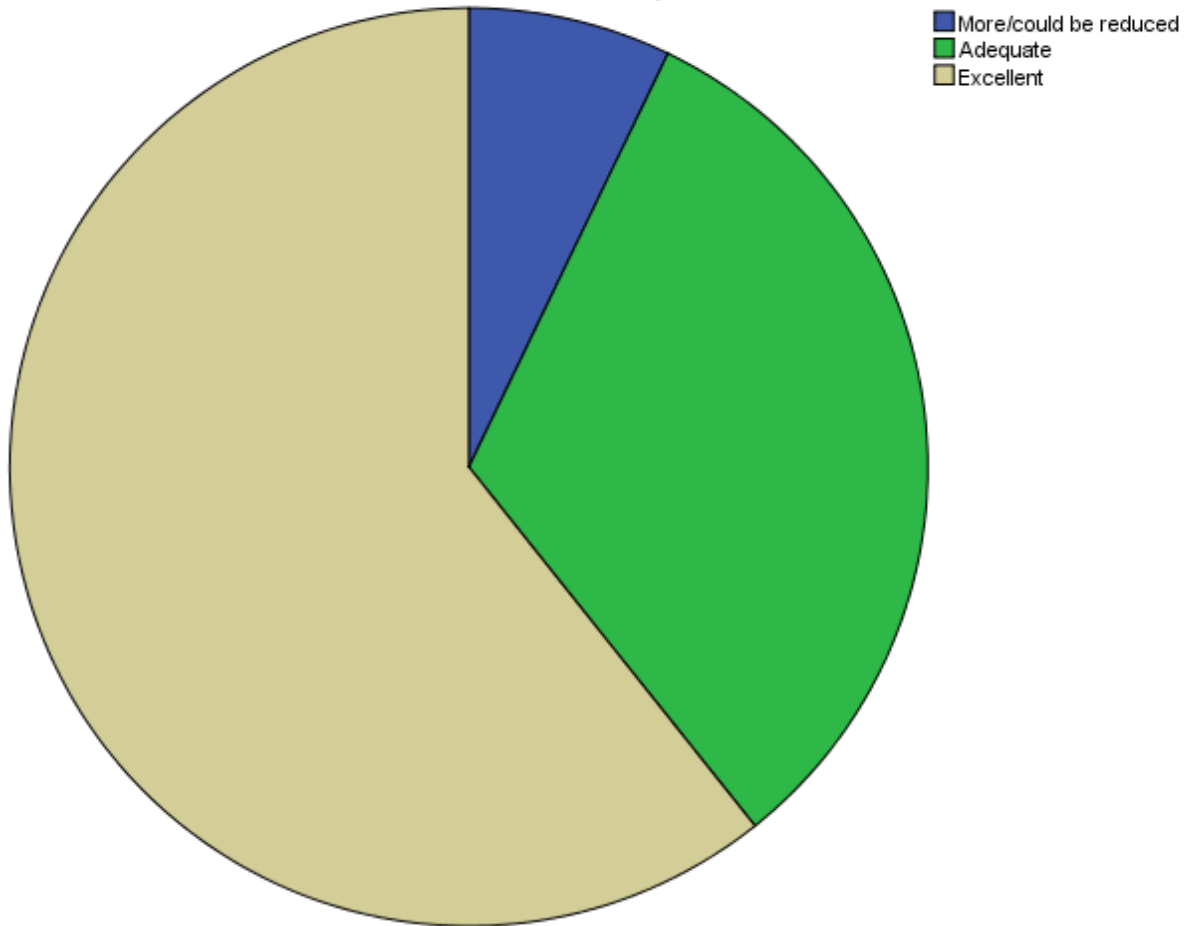
Relevanceofthecourse



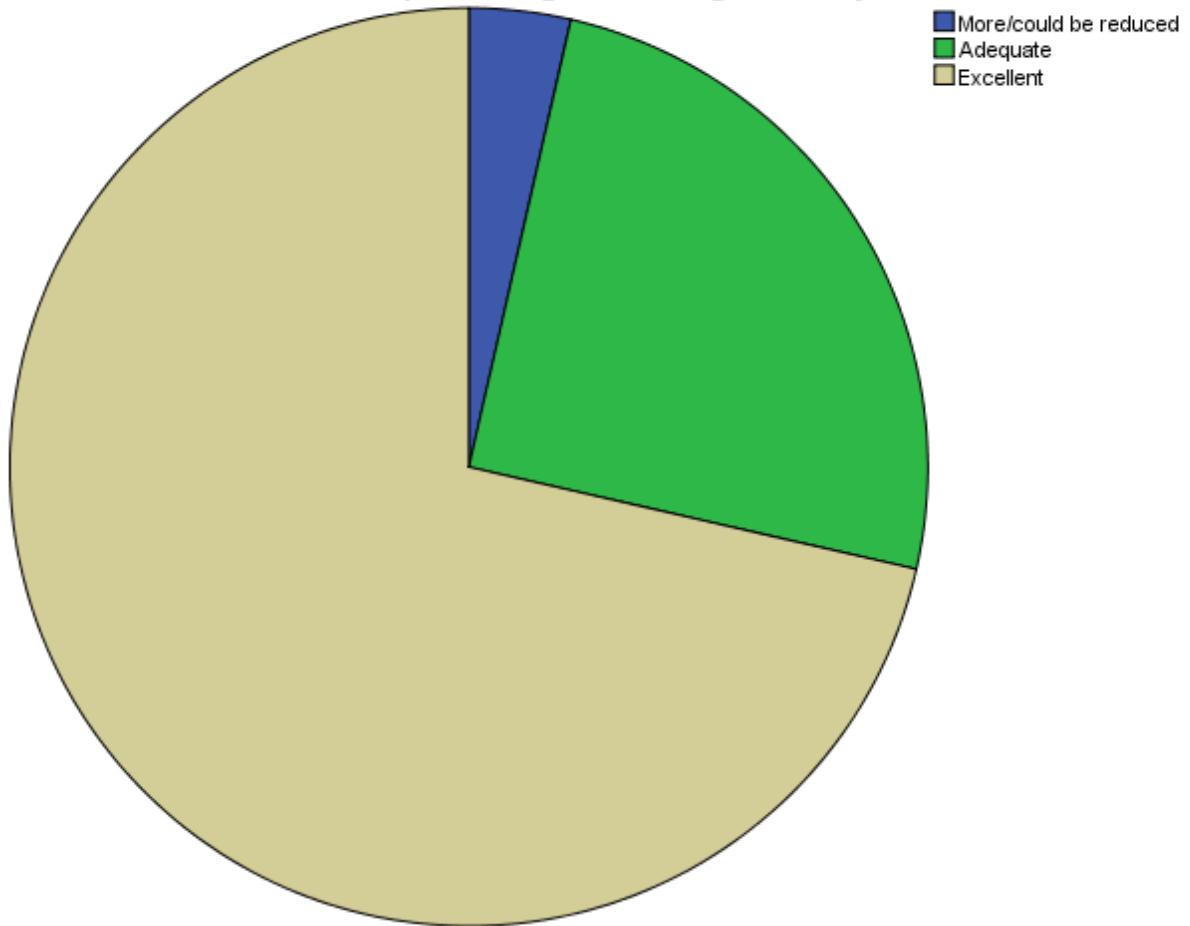
Sequenceofthecoursesintheprogram



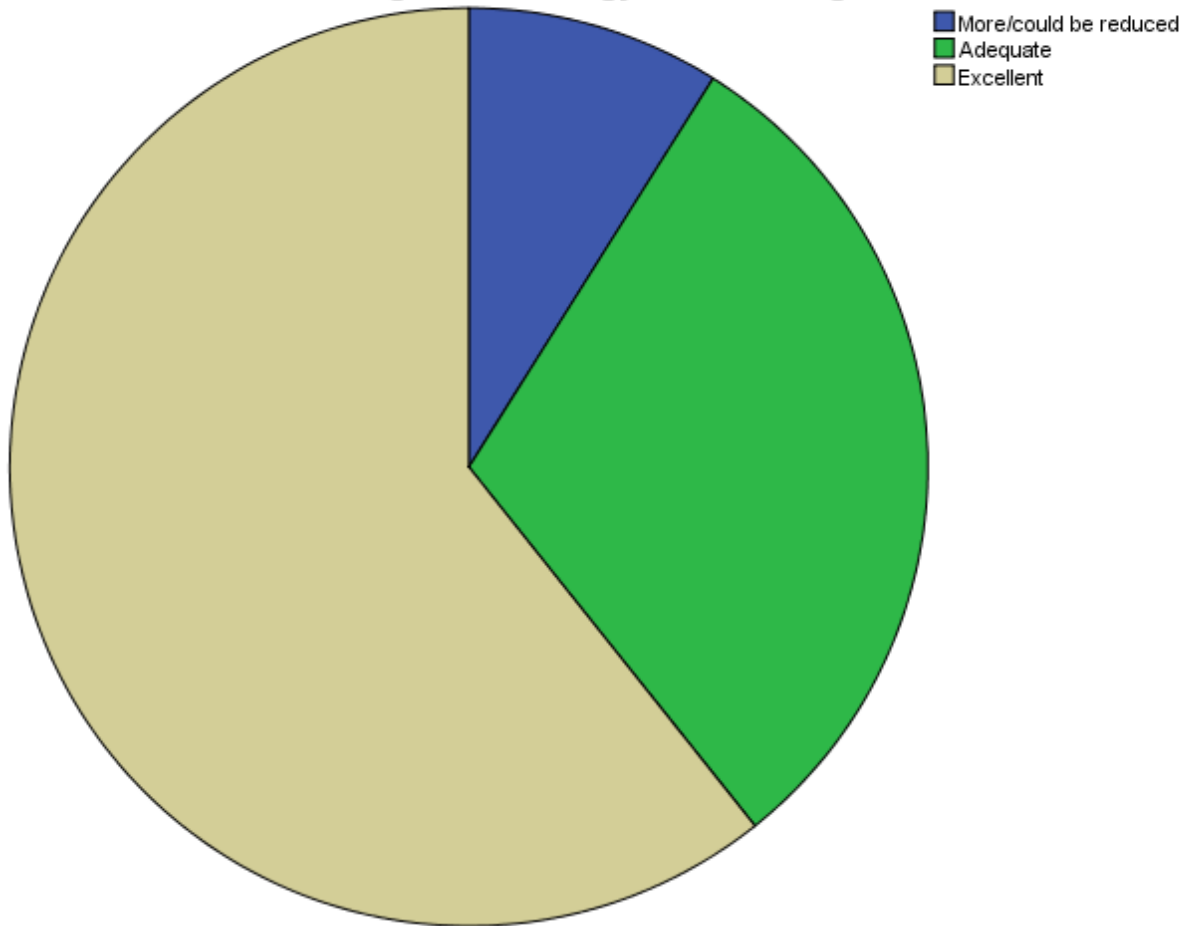
Inclusion of new current topics in the curriculum



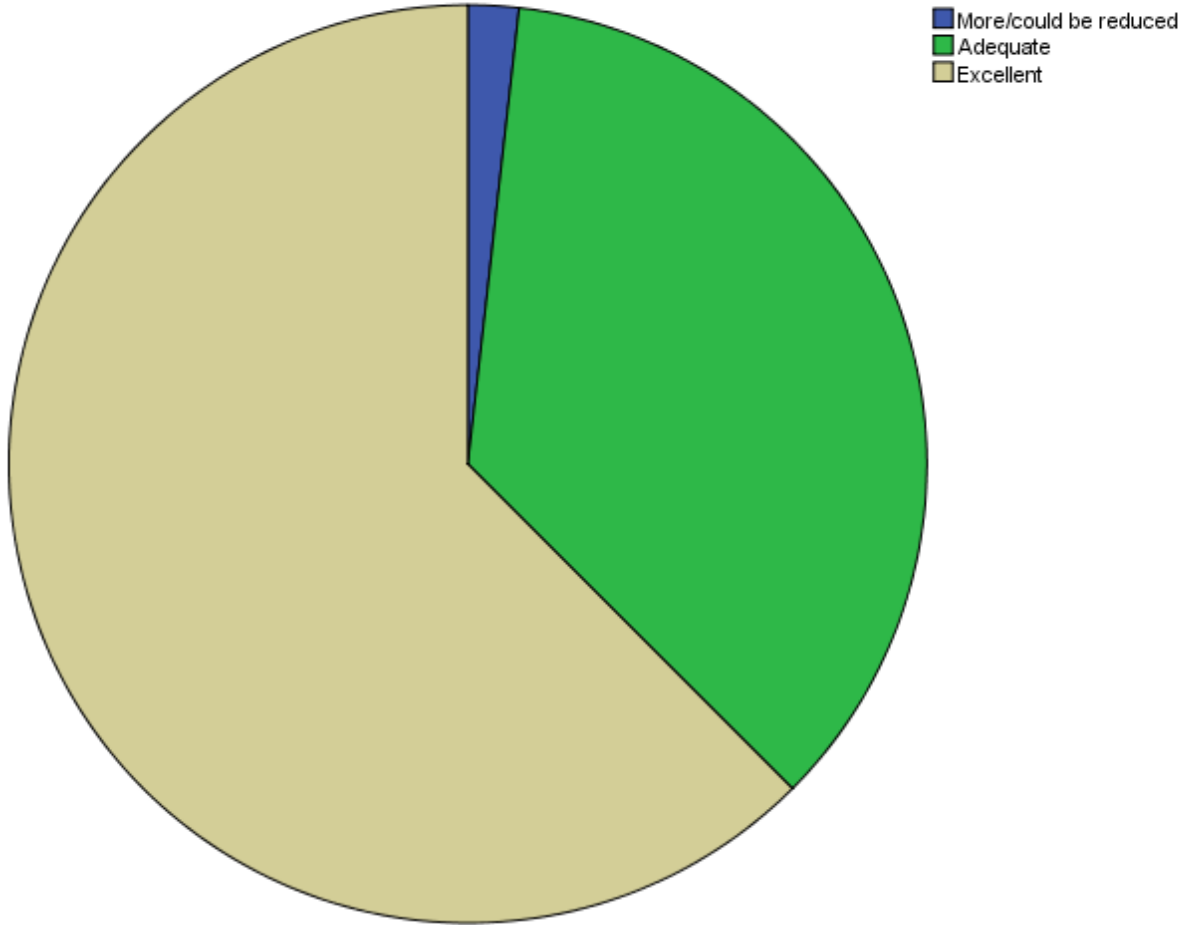
Importance given to usage of library



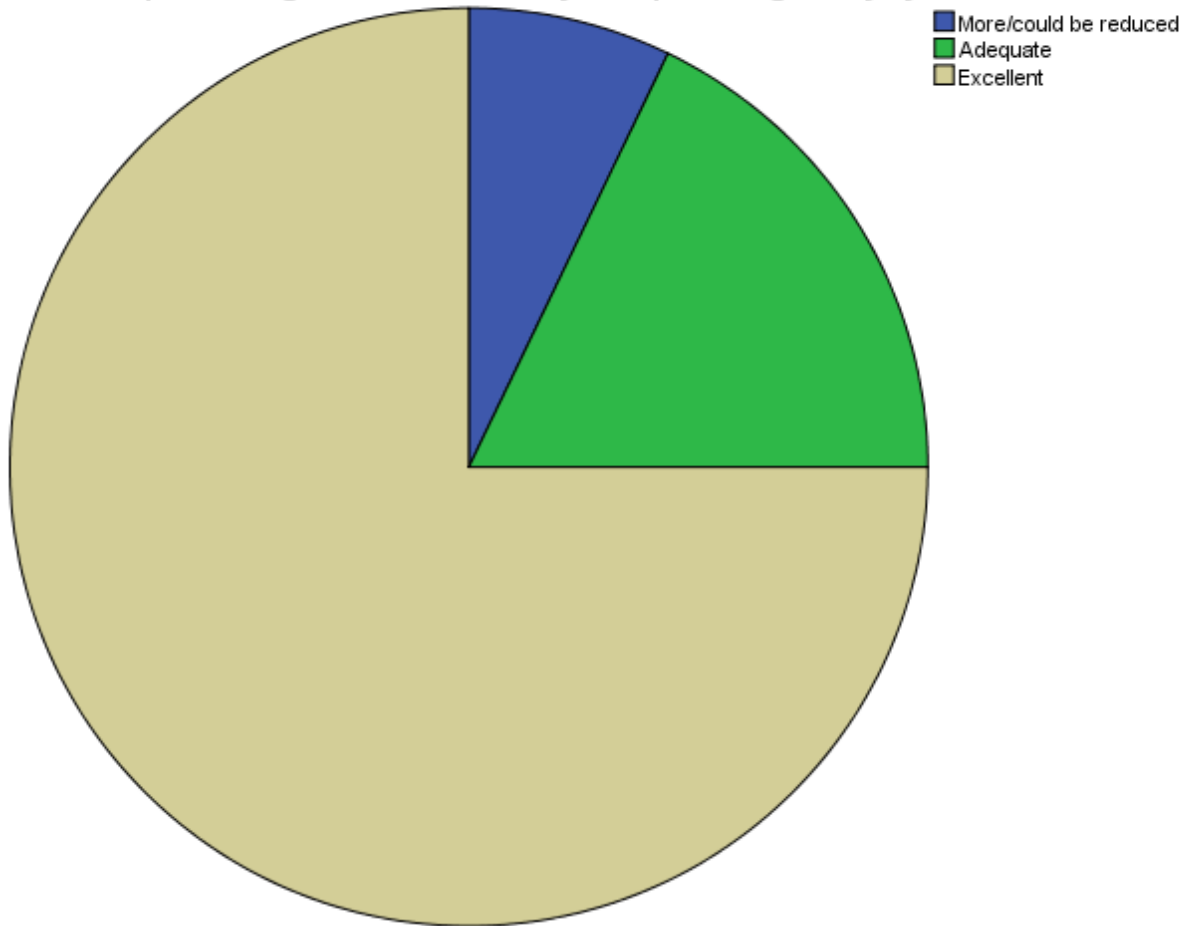
Usage of Technology in the teaching aids



Studentsfollowup



Importance given for Punctuality Discipline Regularity Systematic Work



Importance given for the development of problem solving skills

