



SACRED HEART COLLEGE (AUTONOMOUS)

Tirupattur – 635 601, Tamil Nadu, S.India

Resi : (04179) 220103

College : (04179) 220553

Fax : (04179) 226423

Ready for
Every Good Work

A Don Bosco Institution of Higher Education, Founded in 1951 * Affiliated to Thiruvalluvar University, Vellore * Autonomous since 1987

Accredited by NAAC (4th Cycle – under RAF) with CGPA of 3.31 / 4 at 'A+' Grade

PG Diploma in IEM

PG & Research Department of Management Studies

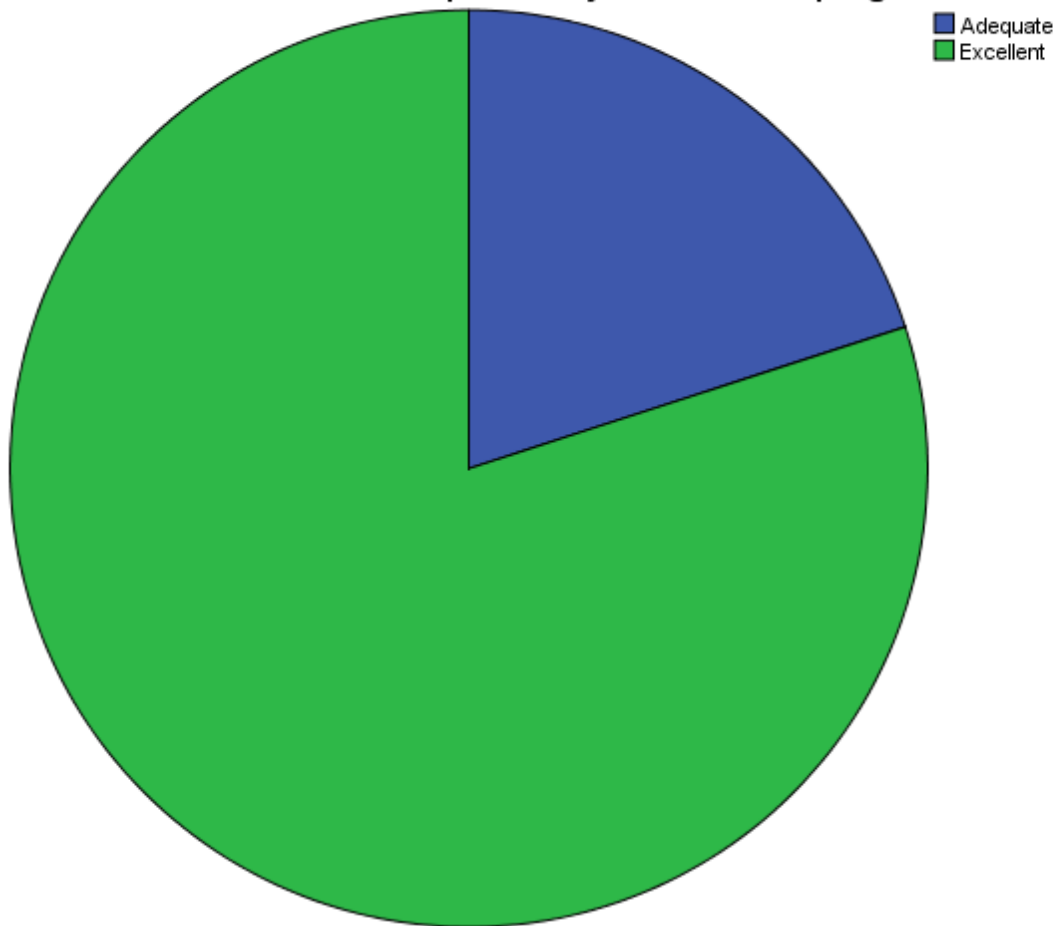
Sacred Heart College, (Autonomous), Tirupattur

Course / Curriculum – Peer Feedback 2018-2019

CoursePaperorSubjects in PGDIEM program

		Frequency	Percent	Valid Percent	Cumulative Percent
Valid	Adequate	1	16.7	20.0	20.0
	Excellent	4	66.7	80.0	100.0
	Total	5	83.3	100.0	
Missing	System	1	16.7		
Total		6	100.0		

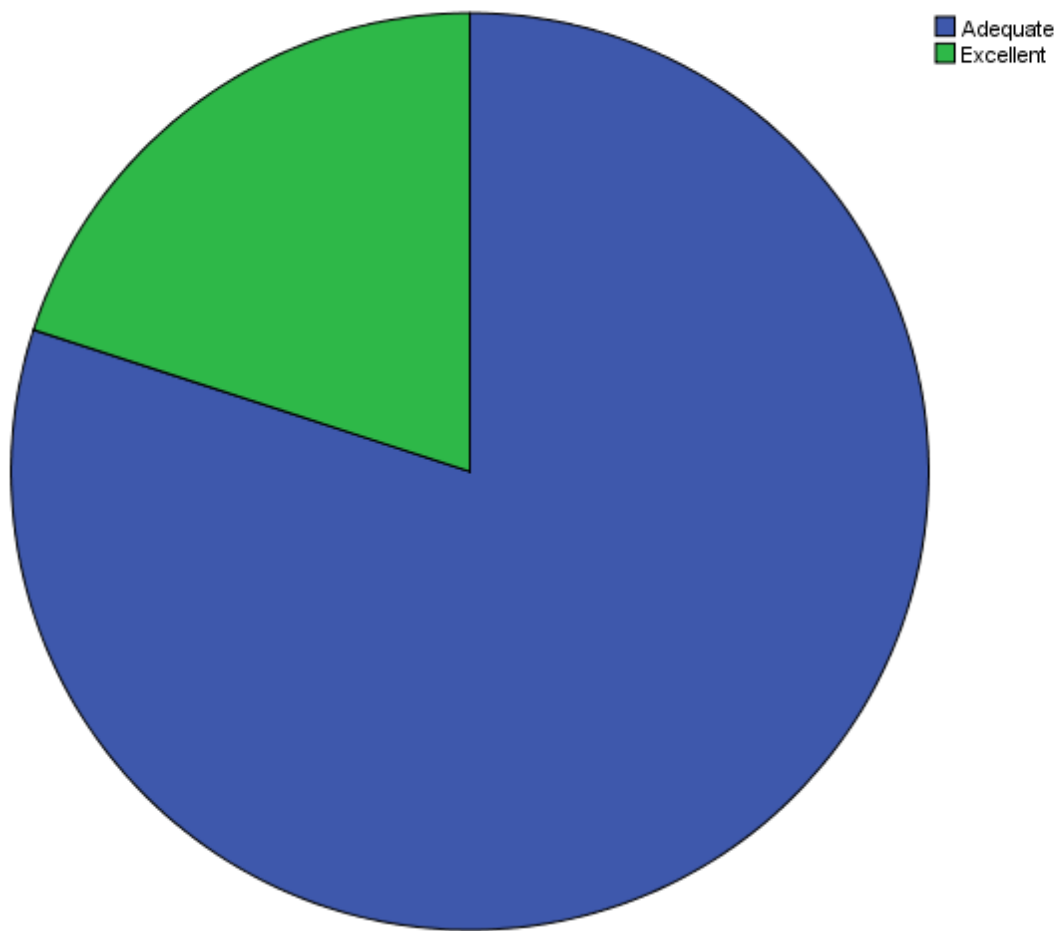
Course Paper or Subjects in PGDIEM program



Content of the course

		Frequency	Percent	Valid Percent	Cumulative Percent
Valid	Adequate	4	66.7	80.0	80.0
	Excellent	1	16.7	20.0	100.0
	Total	5	83.3	100.0	
Missing	System	1	16.7		
Total		6	100.0		

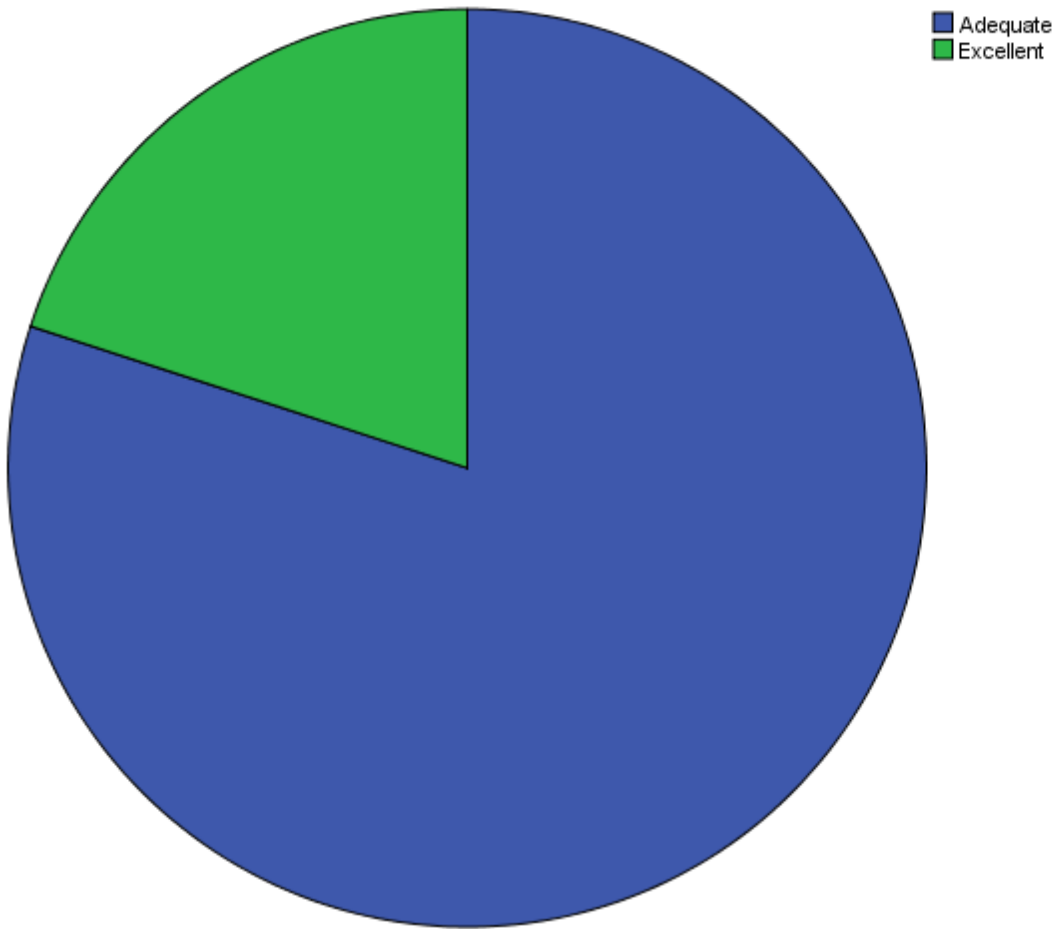
Contentofthecourse



Relevance of the course

		Frequency	Percent	Valid Percent	Cumulative Percent
Valid	Adequate	4	66.7	80.0	80.0
	Excellent	1	16.7	20.0	100.0
	Total	5	83.3	100.0	
Missing	System	1	16.7		
Total		6	100.0		

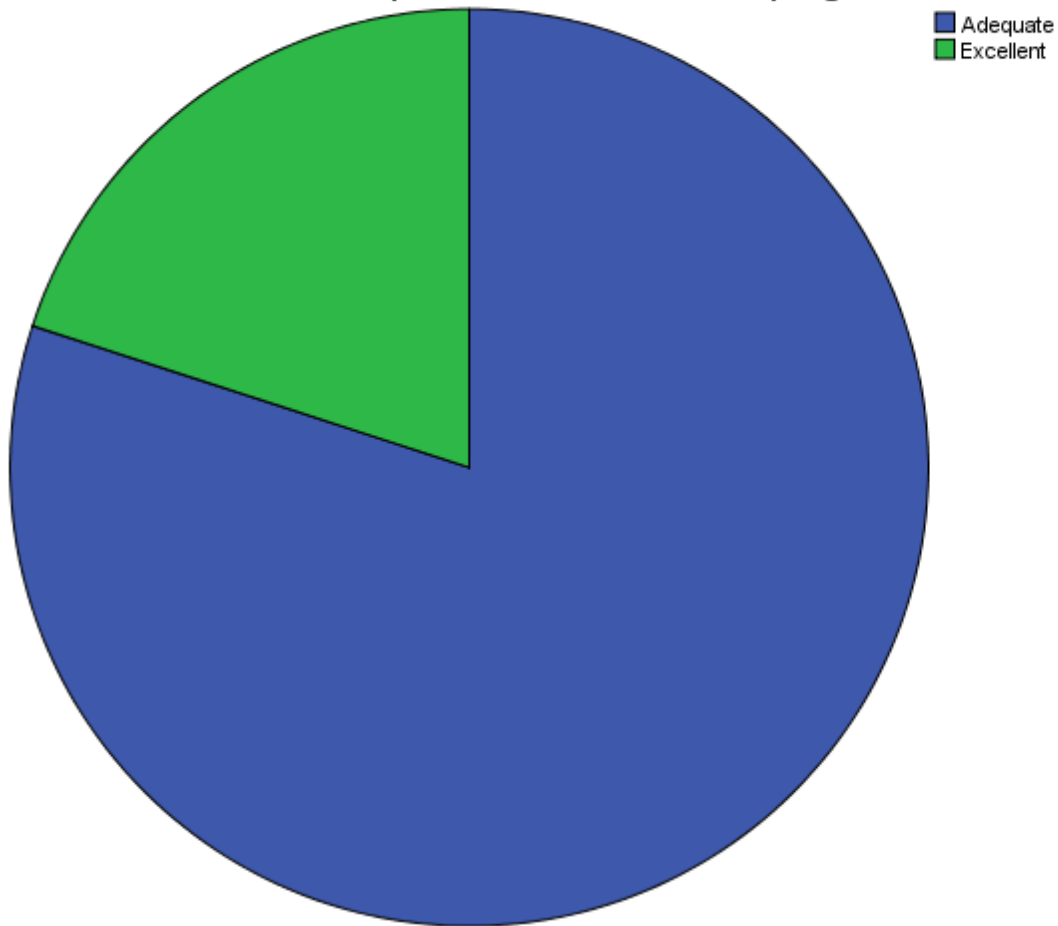
Relevanceofthecourse



Sequence of the courses in the program

		Frequency	Percent	Valid Percent	Cumulative Percent
Valid	Adequate	4	66.7	80.0	80.0
	Excellent	1	16.7	20.0	100.0
	Total	5	83.3	100.0	
Missing	System	1	16.7		
Total		6	100.0		

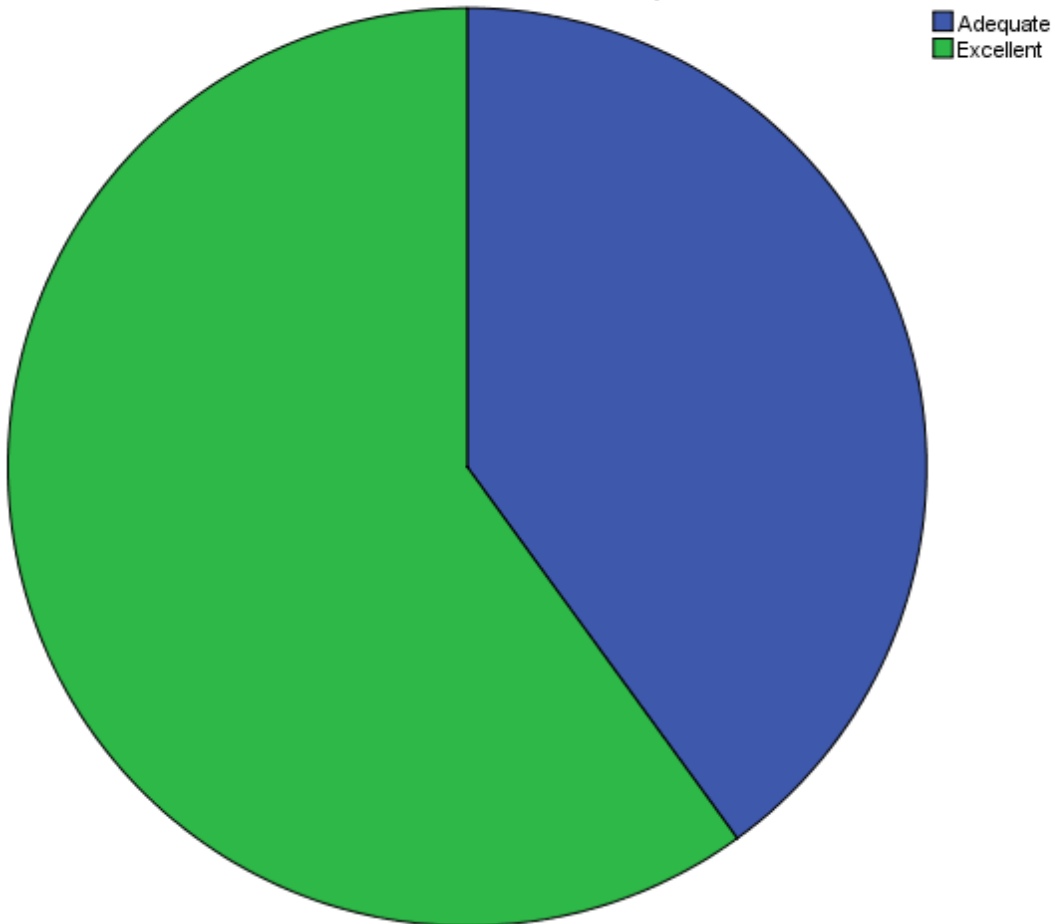
Sequenceofthecoursesinthe program



Inclusion of new current topics in the curriculum

		Frequency	Percent	Valid Percent	Cumulative Percent
Valid	Adequate	2	33.3	40.0	40.0
	Excellent	3	50.0	60.0	100.0
	Total	5	83.3	100.0	
Missing	System	1	16.7		
Total		6	100.0		

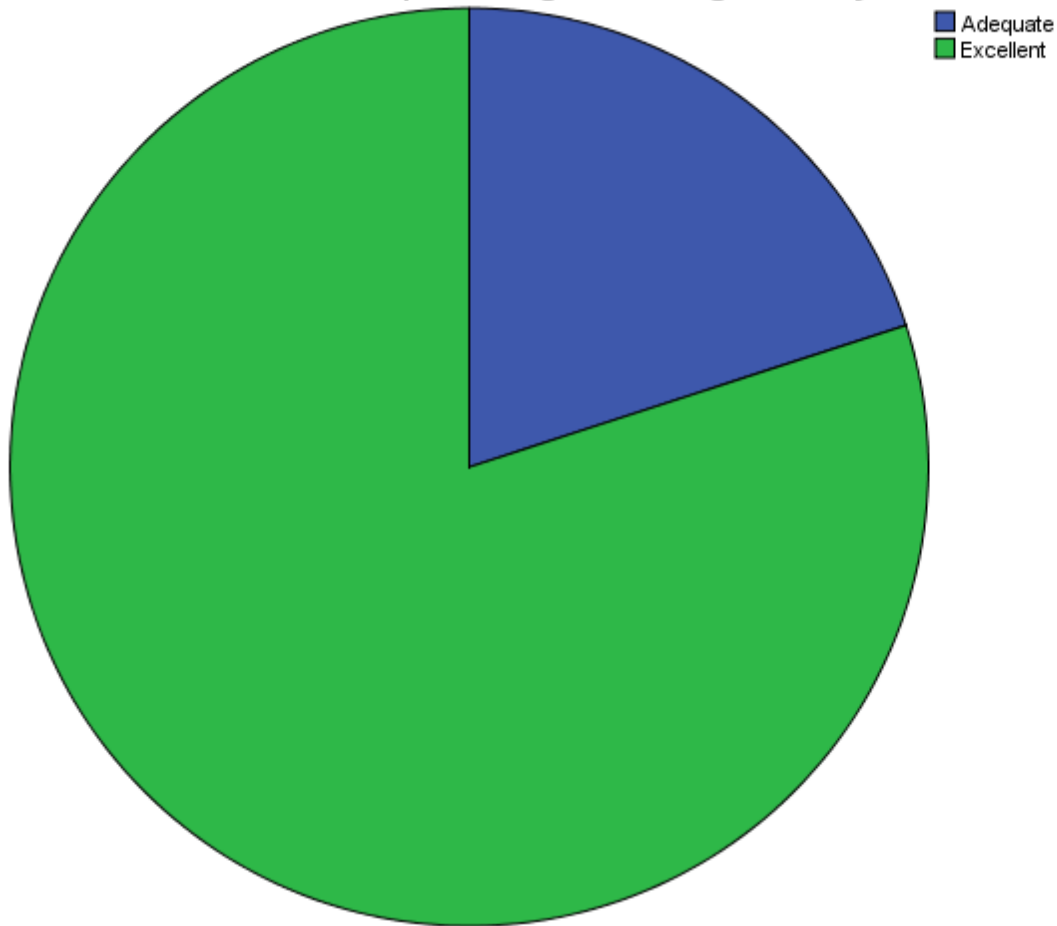
Inclusion of new current topics in the curriculum



Importance given to usage of library

		Frequency	Percent	Valid Percent	Cumulative Percent
Valid	Adequate	1	16.7	20.0	20.0
	Excellent	4	66.7	80.0	100.0
	Total	5	83.3	100.0	
Missing	System	1	16.7		
Total		6	100.0		

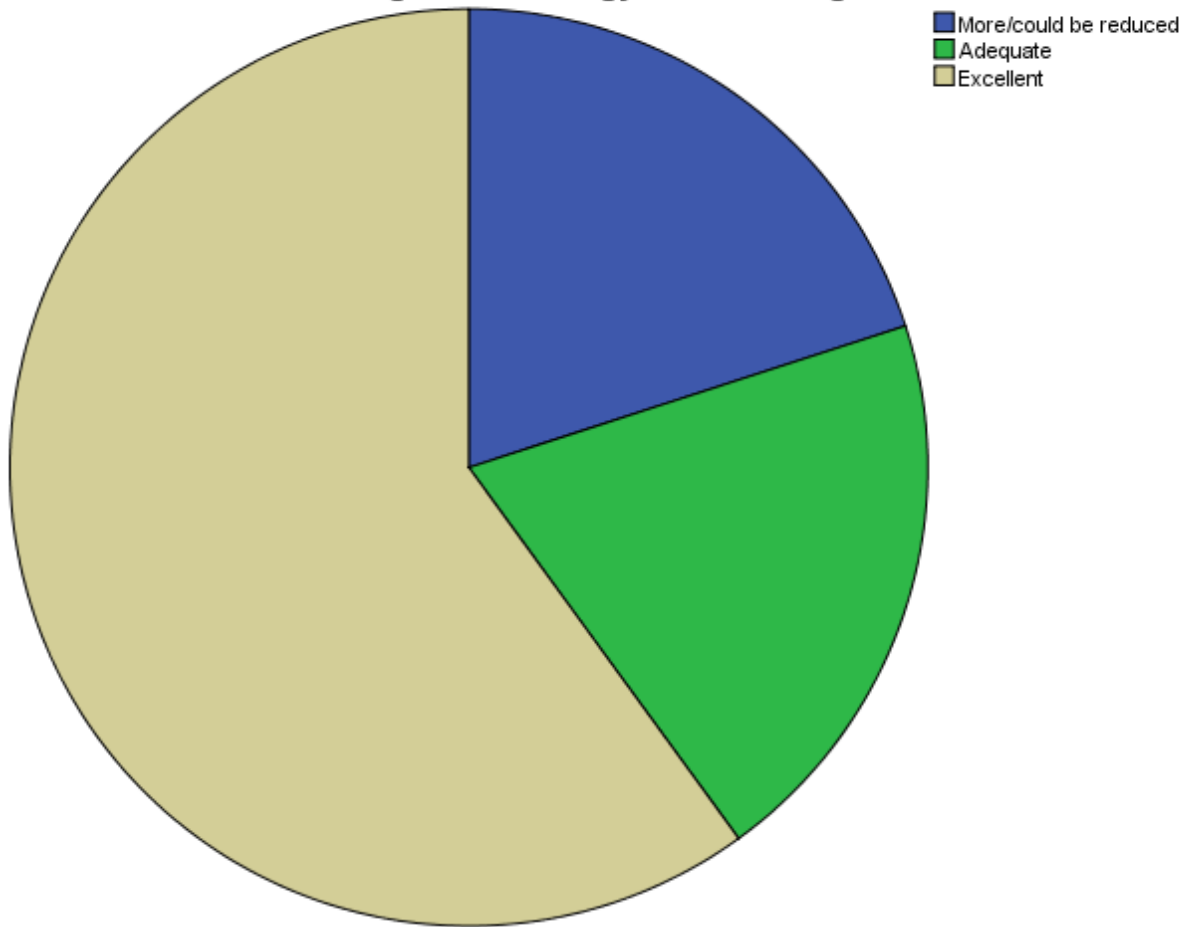
Importance given to usage of library



Usage of Technology other teaching aids

		Frequency	Percent	Valid Percent	Cumulative Percent
Valid	More/could be reduced	1	16.7	20.0	20.0
	Adequate	1	16.7	20.0	40.0
	Excellent	3	50.0	60.0	100.0
	Total	5	83.3	100.0	
Missing	System	1	16.7		
Total		6	100.0		

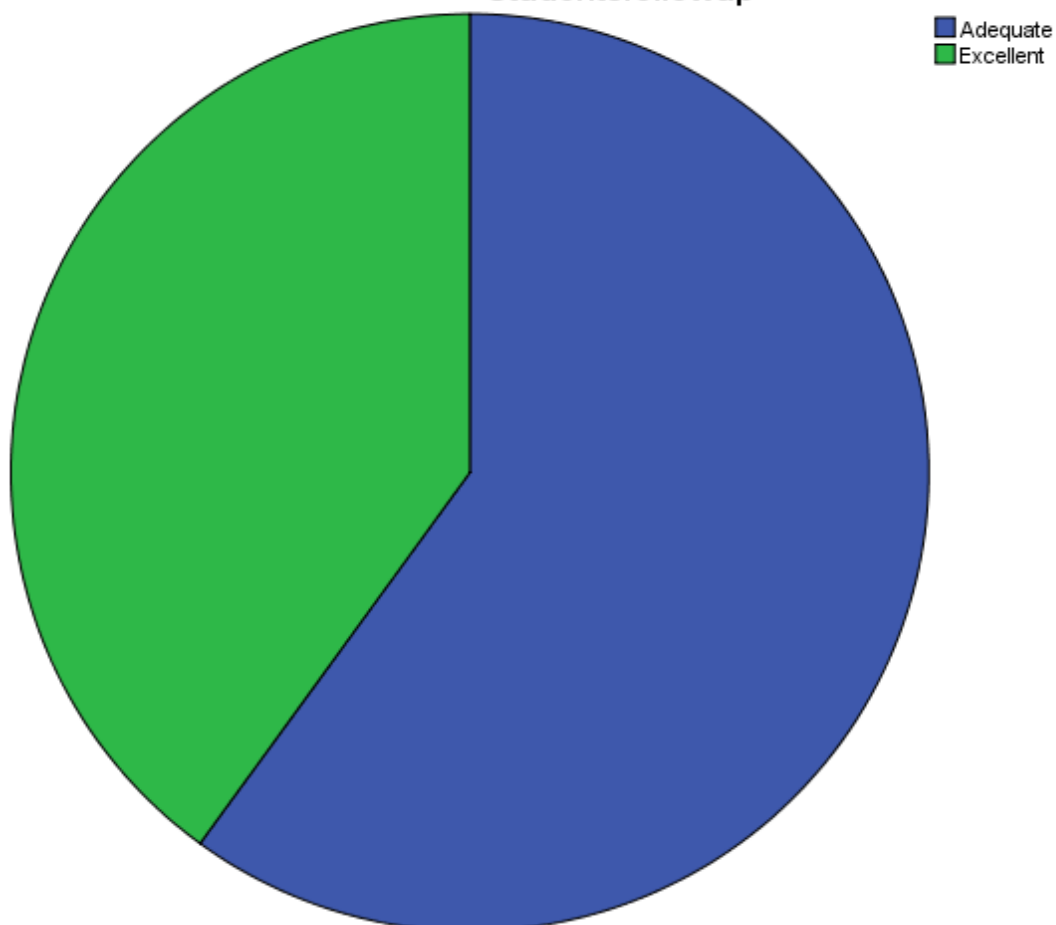
Usage of Technology other teaching aids



Students follow up

		Frequency	Percent	Valid Percent	Cumulative Percent
Valid	Adequate	3	50.0	60.0	60.0
	Excellent	2	33.3	40.0	100.0
	Total	5	83.3	100.0	
Missing	System	1	16.7		
Total		6	100.0		

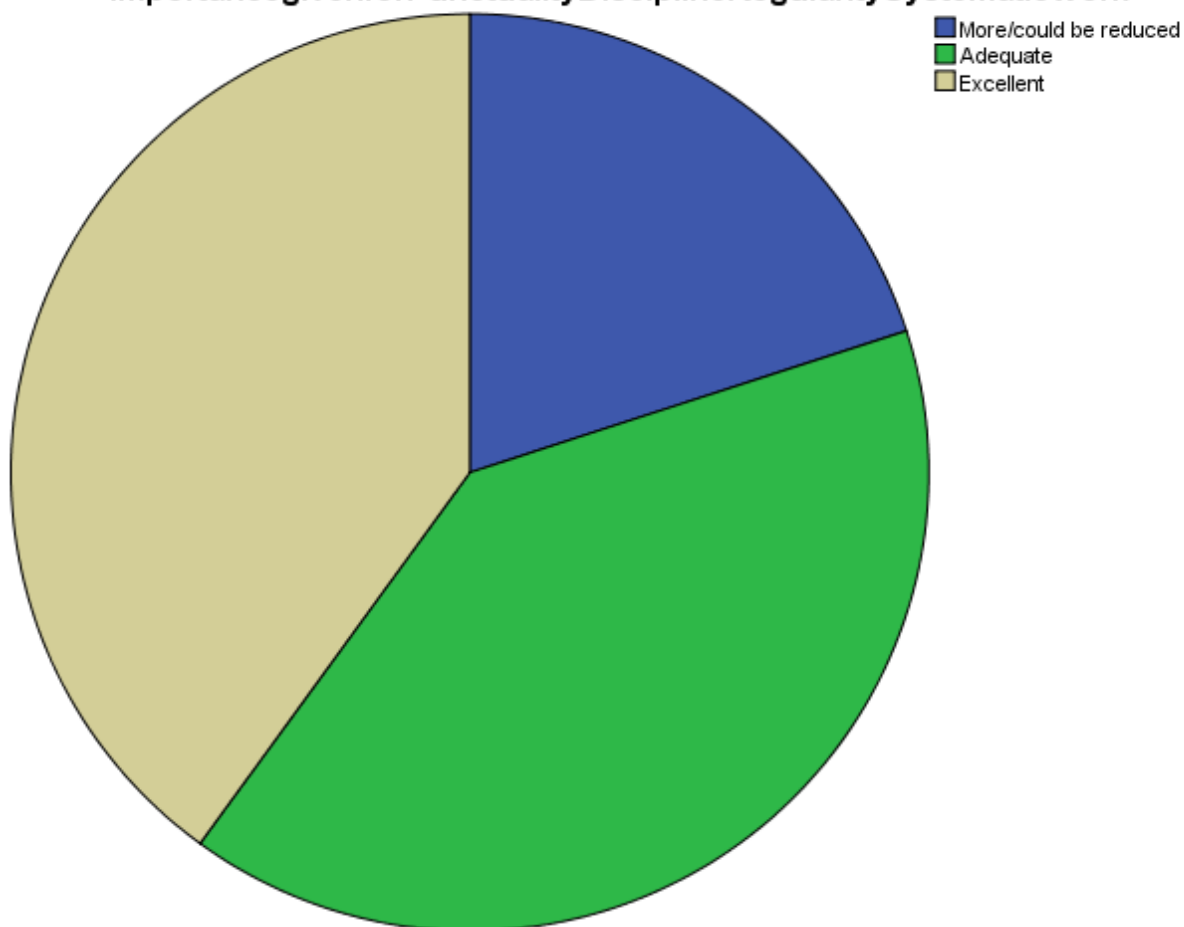
Studentsfollowup



Importance given for Punctuality Discipline Regularity Systematic Work

		Frequency	Percent	Valid Percent	Cumulative Percent
Valid	More/could be reduced	1	16.7	20.0	20.0
	Adequate	2	33.3	40.0	60.0
	Excellent	2	33.3	40.0	100.0
	Total	5	83.3	100.0	
Missing	System	1	16.7		
Total		6	100.0		

Importance given for Punctuality Discipline Regularity Systematic Work



Importance given for the development of problem solving skills

	Frequency	Percent	Valid Percent	Cumulative Percent
Valid More/could be reduced	1	16.7	20.0	20.0
Adequate	2	33.3	40.0	60.0
Excellent	2	33.3	40.0	100.0
Total	5	83.3	100.0	
Missing System	1	16.7		
Total	6	100.0		

Importance given for the development of problem solving skills

