



# SACRED HEART COLLEGE (AUTONOMOUS)

Tirupattur – 635 601, Tamil Nadu, S.India

Resi : (04179) 220103

College : (04179) 220553

Fax : (04179) 226423

Ready for  
Every Good Work

A Don Bosco Institution of Higher Education, Founded in 1951 \* Affiliated to Thiruvalluvar University, Vellore \* Autonomous since 1987

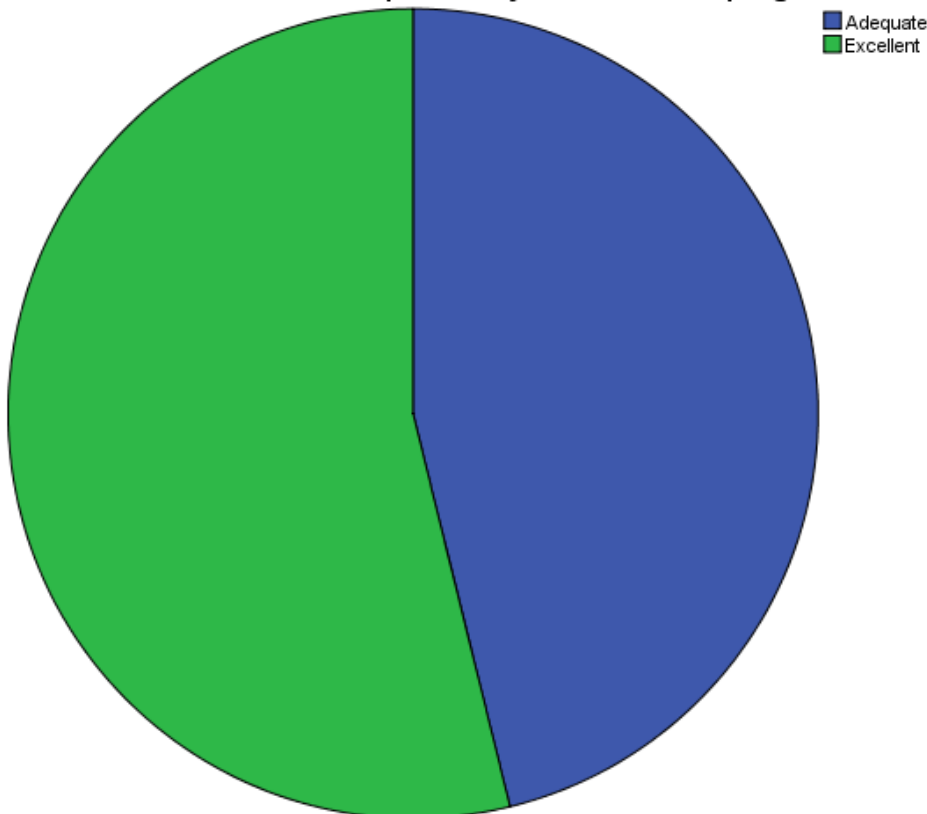
Accredited by NAAC (4<sup>th</sup> Cycle – under RAF) with CGPA of 3.31 / 4 at 'A+' Grade

**PG Diploma in Human Resource Management**  
**PG & Research Department of Management Studies**  
**Sacred Heart College, (Autonomous), Tirupattur**  
**Course / Curriculum – Alumni Feedback Form (2020– 21)**

CoursePaperorSubjects in PGDHRM program

	Frequency	Percent	Valid Percent	Cumulative Percent
Valid Adequate	6	46.2	46.2	46.2
Excellent	7	53.8	53.8	100.0
Total	13	100.0	100.0	

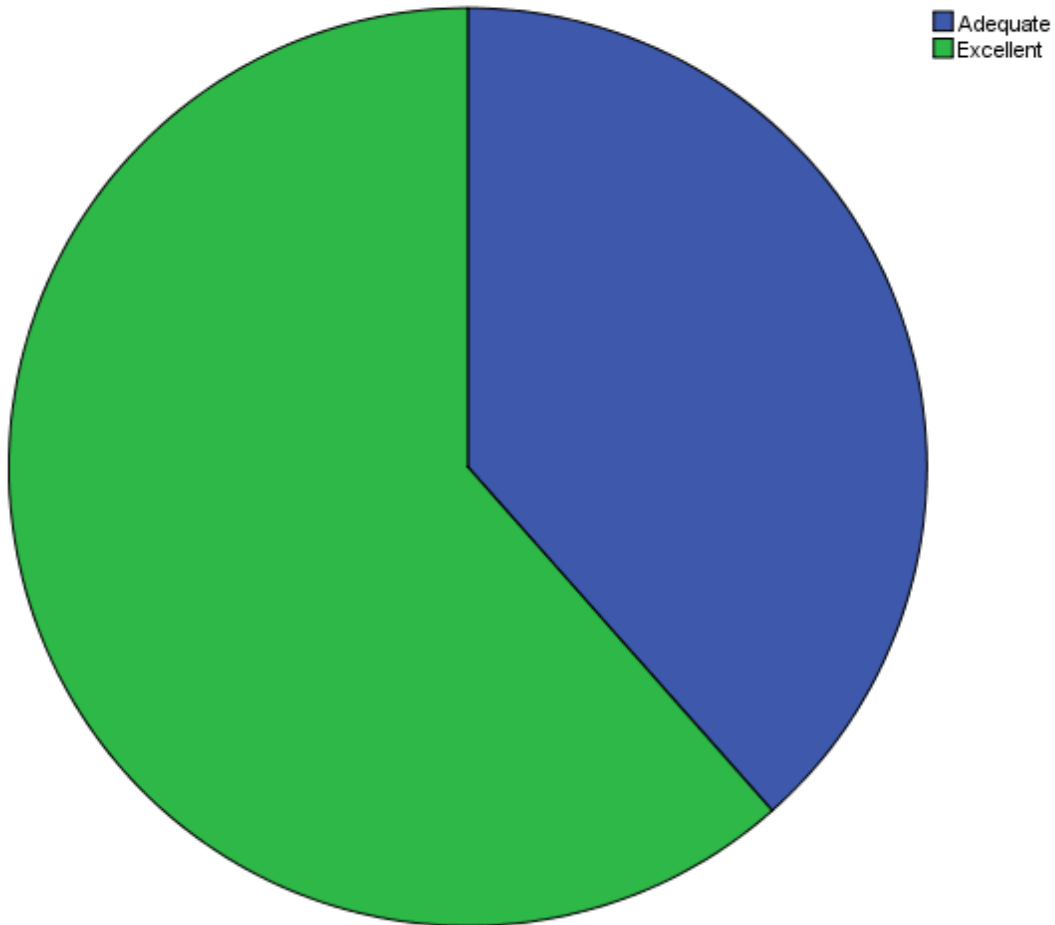
CoursePaperorSubjects in PGDHRM program



Contentofthecourse

		Frequency	Percent	Valid Percent	Cumulative Percent
Valid	Adequate	5	38.5	38.5	38.5
	Excellent	8	61.5	61.5	100.0
	Total	13	100.0	100.0	

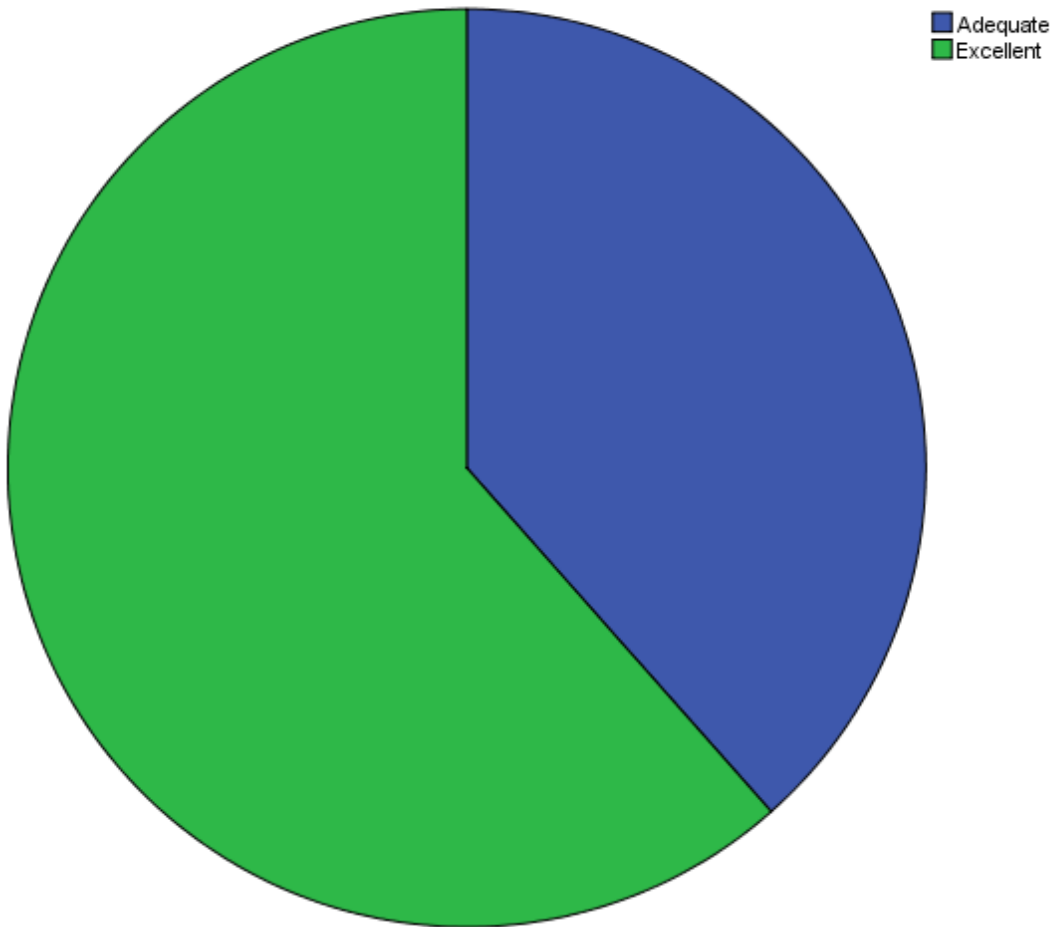
Contentofthecourse



Relevanceofthecourse

	Frequency	Percent	Valid Percent	Cumulative Percent
Valid Adequate	5	38.5	38.5	38.5
Excellent	8	61.5	61.5	100.0
Total	13	100.0	100.0	

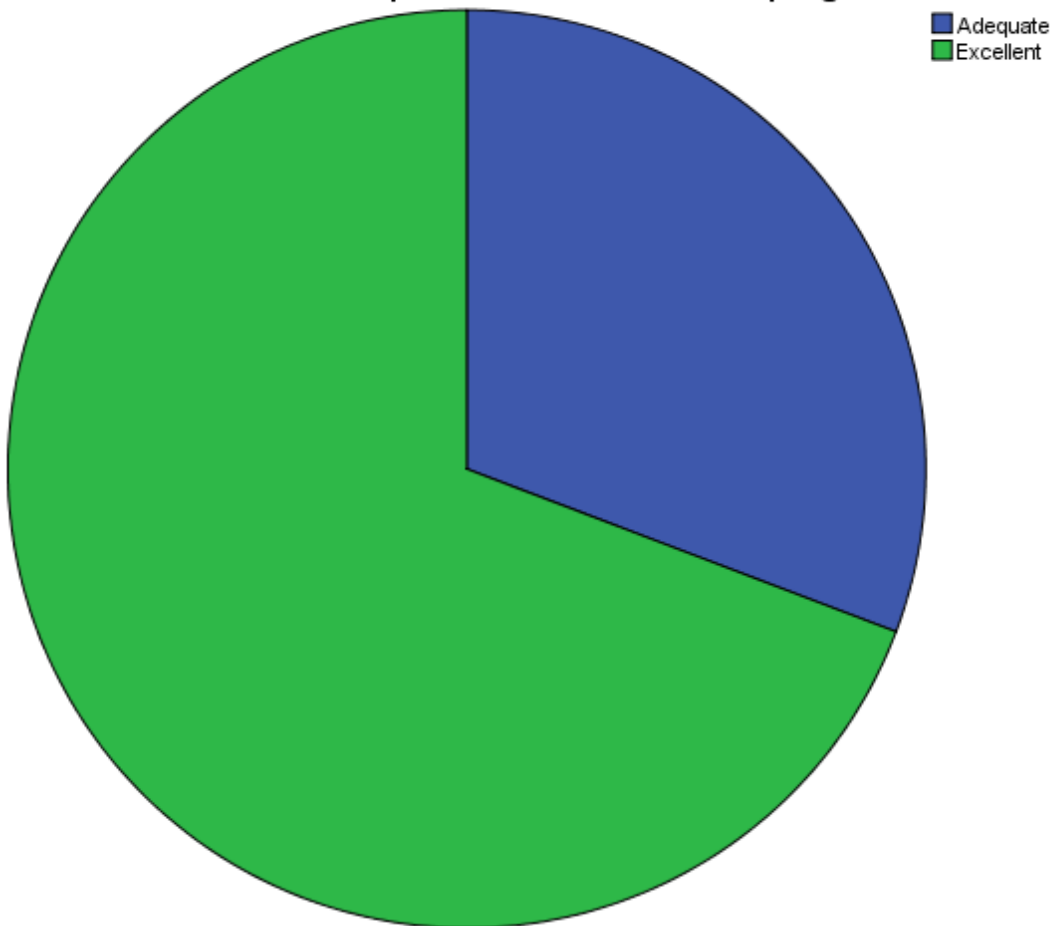
Relevanceofthecourse



**Sequenceofthecoursesintheprogram**

		Frequency	Percent	Valid Percent	Cumulative Percent
Valid	Adequate	4	30.8	30.8	30.8
	Excellent	9	69.2	69.2	100.0
	Total	13	100.0	100.0	

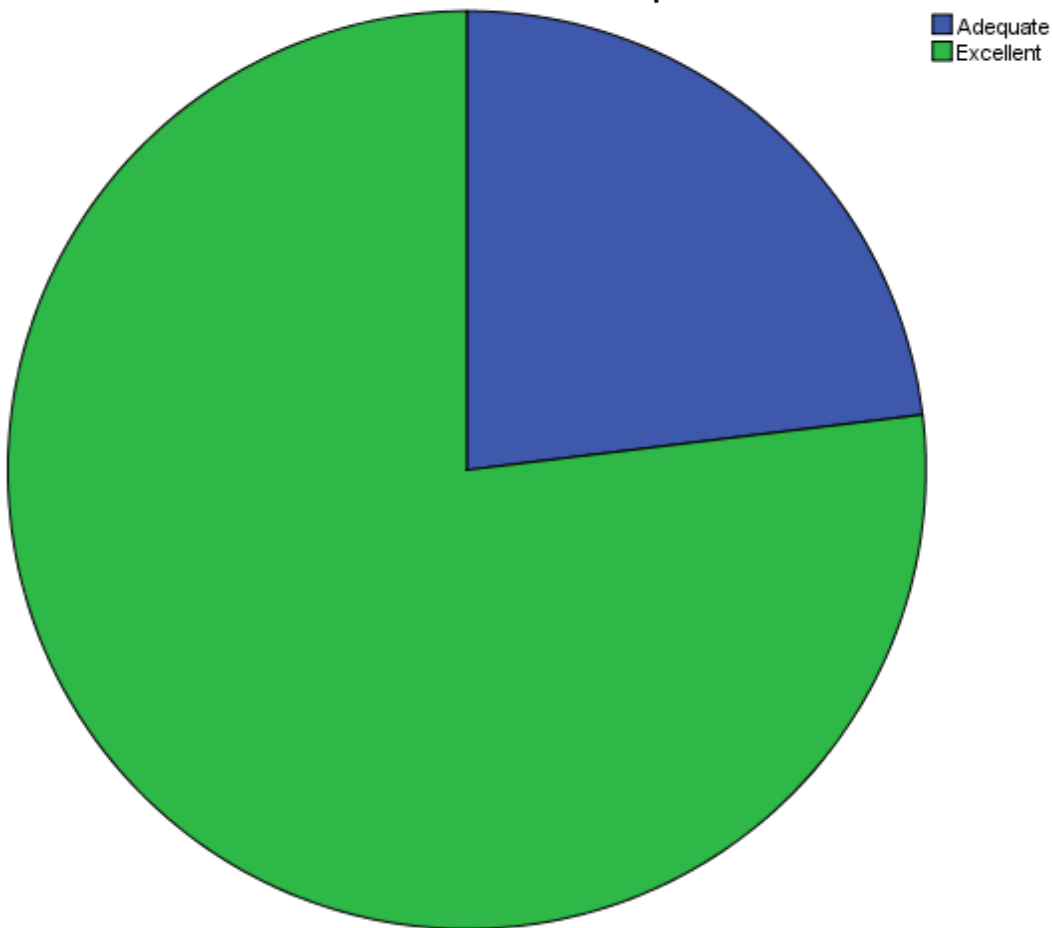
**Sequenceofthecoursesintheprogram**



**Inclusionofnewcurrenttopicsinthecurriculum**

	Frequency	Percent	Valid Percent	Cumulative Percent
Valid Adequate	3	23.1	23.1	23.1
Excellent	10	76.9	76.9	100.0
Total	13	100.0	100.0	

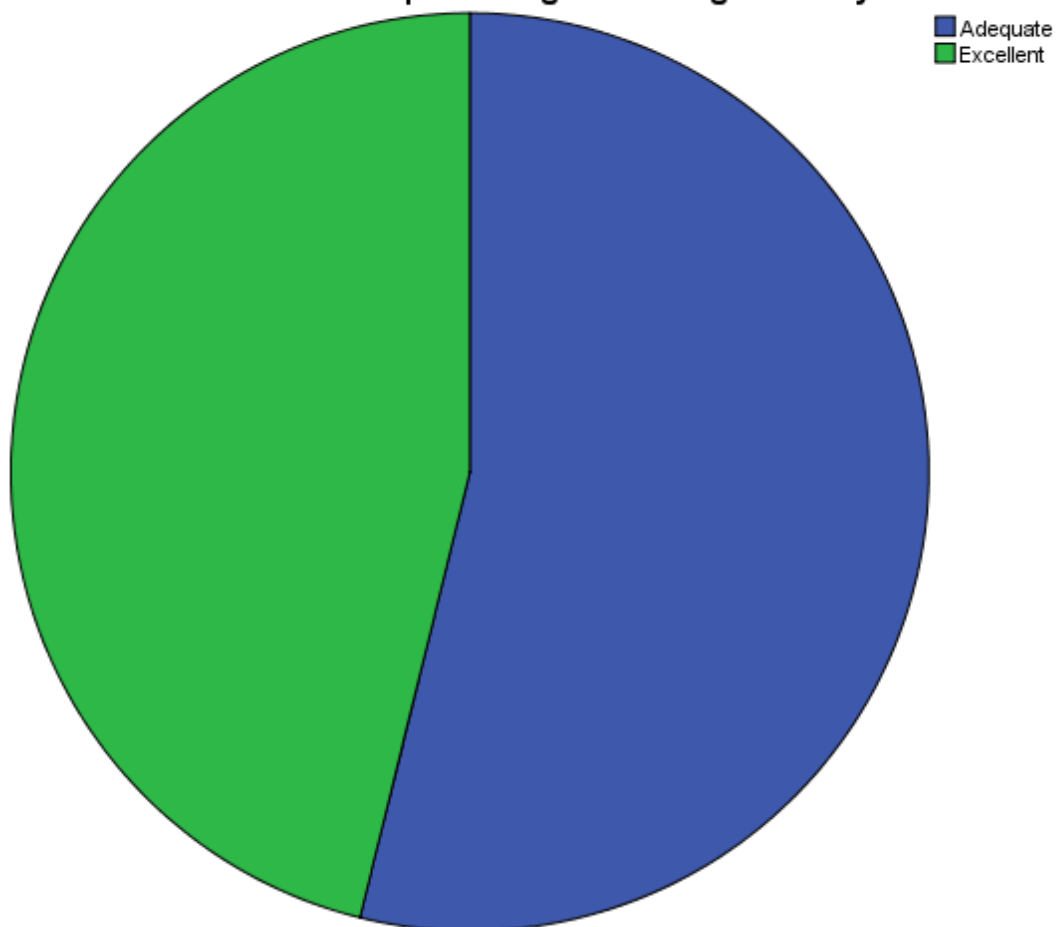
**Inclusionofnewcurrenttopicsinthecurriculum**



**Importancegiventousageoflibrary**

		Frequency	Percent	Valid Percent	Cumulative Percent
Valid	Adequate	7	53.8	53.8	53.8
	Excellent	6	46.2	46.2	100.0
	Total	13	100.0	100.0	

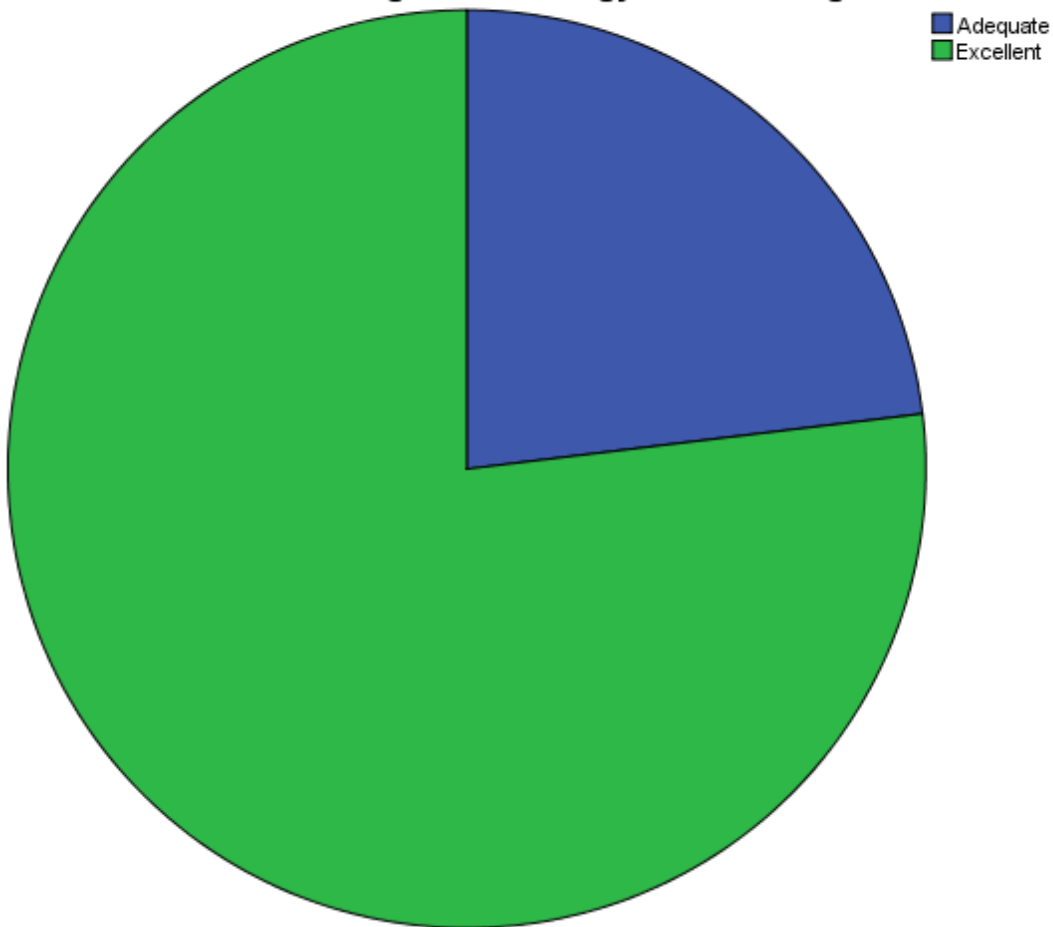
**Importancegiventousageoflibrary**



**Usage of Technology other teaching aids**

	Frequency	Percent	Valid Percent	Cumulative Percent
Valid Adequate	3	23.1	23.1	23.1
Excellent	10	76.9	76.9	100.0
Total	13	100.0	100.0	

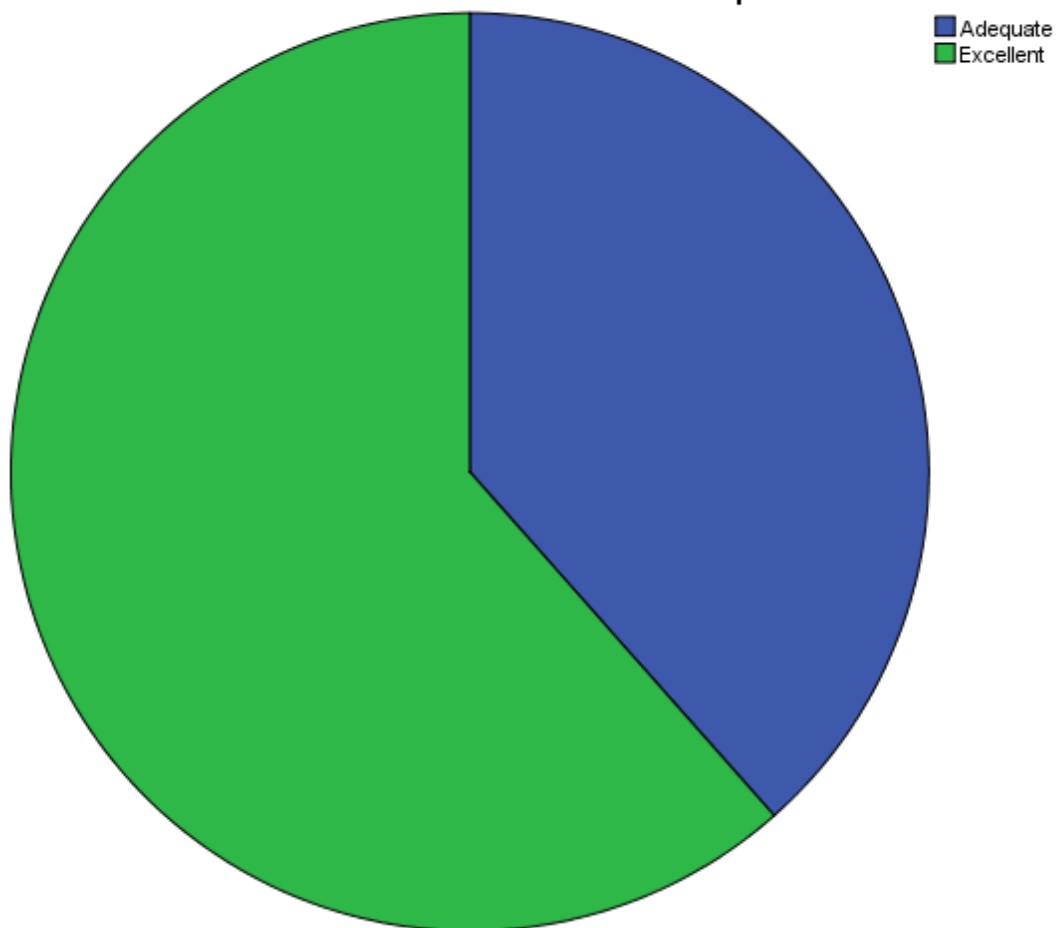
**Usage of Technology other teaching aids**



**Studentsfollowup**

	Frequency	Percent	Valid Percent	Cumulative Percent
Valid Adequate	5	38.5	38.5	38.5
Excellent	8	61.5	61.5	100.0
Total	13	100.0	100.0	

**Studentsfollowup**

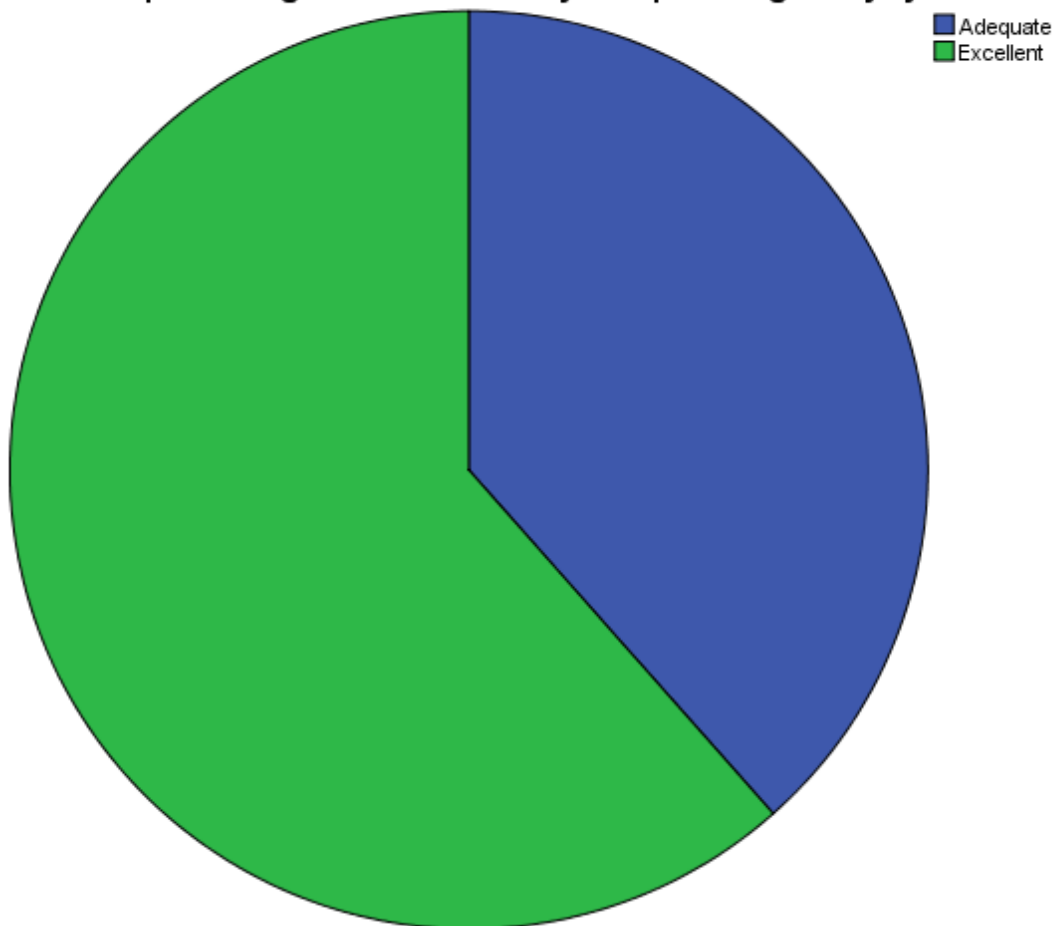




**Importance given for Punctuality Discipline Regularity Systematic Work**

		Frequency	Percent	Valid Percent	Cumulative Percent
Valid	Adequate	5	38.5	38.5	38.5
	Excellent	8	61.5	61.5	100.0
	Total	13	100.0	100.0	

**Importance given for Punctuality Discipline Regularity Systematic Work**



**Importance given for the development of problem solving skills**

	Frequency	Percent	Valid Percent	Cumulative Percent
Valid More/could be reduced	1	7.7	7.7	7.7
Adequate	5	38.5	38.5	46.2
Excellent	7	53.8	53.8	100.0
Total	13	100.0	100.0	

**Importance given for the development of problem solving skills**

