



# SACRED HEART COLLEGE (AUTONOMOUS)

Tirupattur – 635 601, Tamil Nadu, S.India

Resi : (04179) 220103

College : (04179) 220553

Fax : (04179) 226423

Ready for  
Everv Good Work

A Don Bosco Institution of Higher Education, Founded in 1951 \* Affiliated to Thiruvalluvar University, Vellore \* Autonomous since 1987

Accredited by NAAC (4<sup>th</sup> Cycle – under RAF) with CGPA of 3.31 / 4 at 'A+' Grade

**PG DIPLOMA IN LOGISTICS MANAGEMENT  
PG AND RESEARCH DEPARTMENT OF MANAGEMENT STUDIES  
SACRED HEART COLLEGE (AUTONOMOUS), TIRUPATTUR  
EMPLOYER - FEEDBACK REPORT OF STAKEHOLDERS- 2018-2019**

## Frequencies

### Notes

Output Created	30-DEC-2023 12:45:14
Comments	
Input Data	H:\SHC, Thirupattur\NAAC - 23-24\PGDLM\EF\2018 -19.sav
Active Dataset	DataSet1
Filter	<none>
Weight	<none>
Split File	<none>
N of Rows in Working Data File	5
Missing Value Handling	Definition of Missing
	User-defined missing values are treated as missing.
	Cases Used
	Statistics are based on all cases with valid data.

Syntax	<p>FREQUENCIES</p> <p>VARIABLES=CoursePaperorSubjectsinPG DLMprogram Contentofthecourse Relevanceofthecourse Sequenceofthecoursesinthe program Inclusionofnewcurrenttopicsinthe curriculum Importancegiven tousageoflibrary UsageofTechnology otherteachingaids Students followup Importancegivenfor PunctualityDisciplineRegularity SystematicWork Importancegiven forthe developmentofproblemsolving skills</p> <p>/PIECHART FREQ</p> <p>/ORDER=ANALYSIS.</p>	
Resources	Processor Time	00:00:04.37
	Elapsed Time	00:00:02.89

[DataSet1] H:\SHC, Thirupattur\NAAC - 23-24\PGDLM\EF\2018 -19.sav

**Statistics**

		CoursePaperorSubjectsinPGDLMprogram	Contentofthecourse	Relevanceofthecourse	Sequenceofthecoursesinthe program	Inclusionofnewcurrenttopicsinthe curriculum
N	Valid	5	5	5	5	5
	Missing	0	0	0	0	0

**Statistics**

	Importancegiven tousageoflibrary	UsageofTechnologyotherteaching aids	Studentsfollowup	ImportancegivenforPunctualityDisciplineRegularitySystematicWork	Importancegivenforthe developmentofproblemsolving skills

N	Valid	5	5	5	5	5
	Missing	0	0	0	0	0

### Frequency Table

#### CoursePaperorSubjectsinPGDLMprogram

		Frequency	Percent	Valid Percent	Cumulative Percent
Valid	Excellent	5	100.0	100.0	100.0

#### Contentofthecourse

		Frequency	Percent	Valid Percent	Cumulative Percent
Valid	Adequate	1	20.0	20.0	20.0
	Excellent	4	80.0	80.0	100.0
	Total	5	100.0	100.0	

#### Relevanceofthecourse

		Frequency	Percent	Valid Percent	Cumulative Percent
Valid	More/could be reduced	1	20.0	20.0	20.0
	Adequate	1	20.0	20.0	40.0

Excellent	3	60.0	60.0	100.0
Total	5	100.0	100.0	

**Sequenceofthecoursesintheprogram**

	Frequency	Percent	Valid Percent	Cumulative Percent
Valid Excellent	5	100.0	100.0	100.0

**Inclusionofnewcurrenttopicsinthe curriculum**

	Frequency	Percent	Valid Percent	Cumulative Percent
Valid Adequate	3	60.0	60.0	60.0
Excellent	2	40.0	40.0	100.0
Total	5	100.0	100.0	

**Importancegiventousageoflibrary**

	Frequency	Percent	Valid Percent	Cumulative Percent
Valid Adequate	3	60.0	60.0	60.0
Excellent	2	40.0	40.0	100.0
Total	5	100.0	100.0	

**UsageofTechnologyotherteaching aids**

		Frequency	Percent	Valid Percent	Cumulative Percent
Valid	More/could be reduced	1	20.0	20.0	20.0
	Adequate	1	20.0	20.0	40.0
	Excellent	3	60.0	60.0	100.0
	Total	5	100.0	100.0	

**Studentsfollowup**

		Frequency	Percent	Valid Percent	Cumulative Percent
Valid	Adequate	1	20.0	20.0	20.0
	Excellent	4	80.0	80.0	100.0
	Total	5	100.0	100.0	

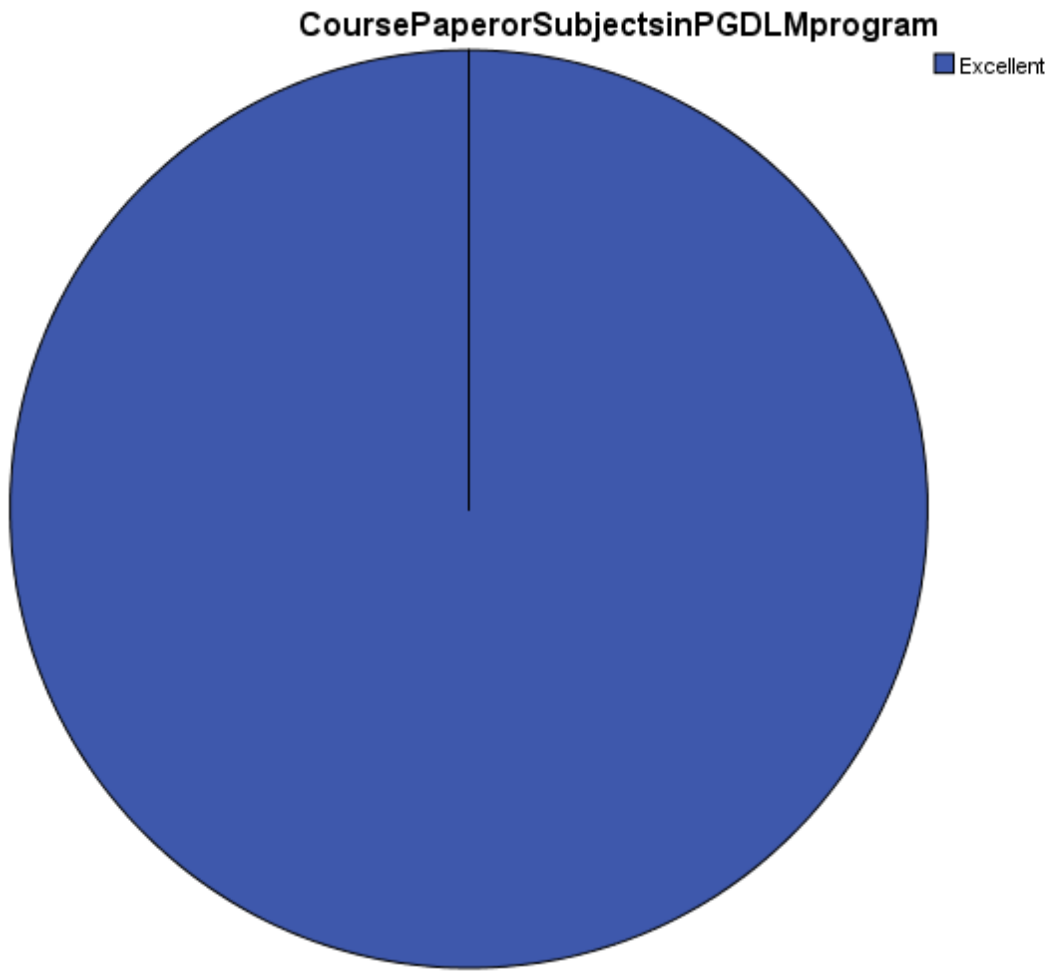
**ImportancegivenforPunctualityDisciplineRegularitySystematicWork**

		Frequency	Percent	Valid Percent	Cumulative Percent
Valid	Adequate	3	60.0	60.0	60.0
	Excellent	2	40.0	40.0	100.0
	Total	5	100.0	100.0	

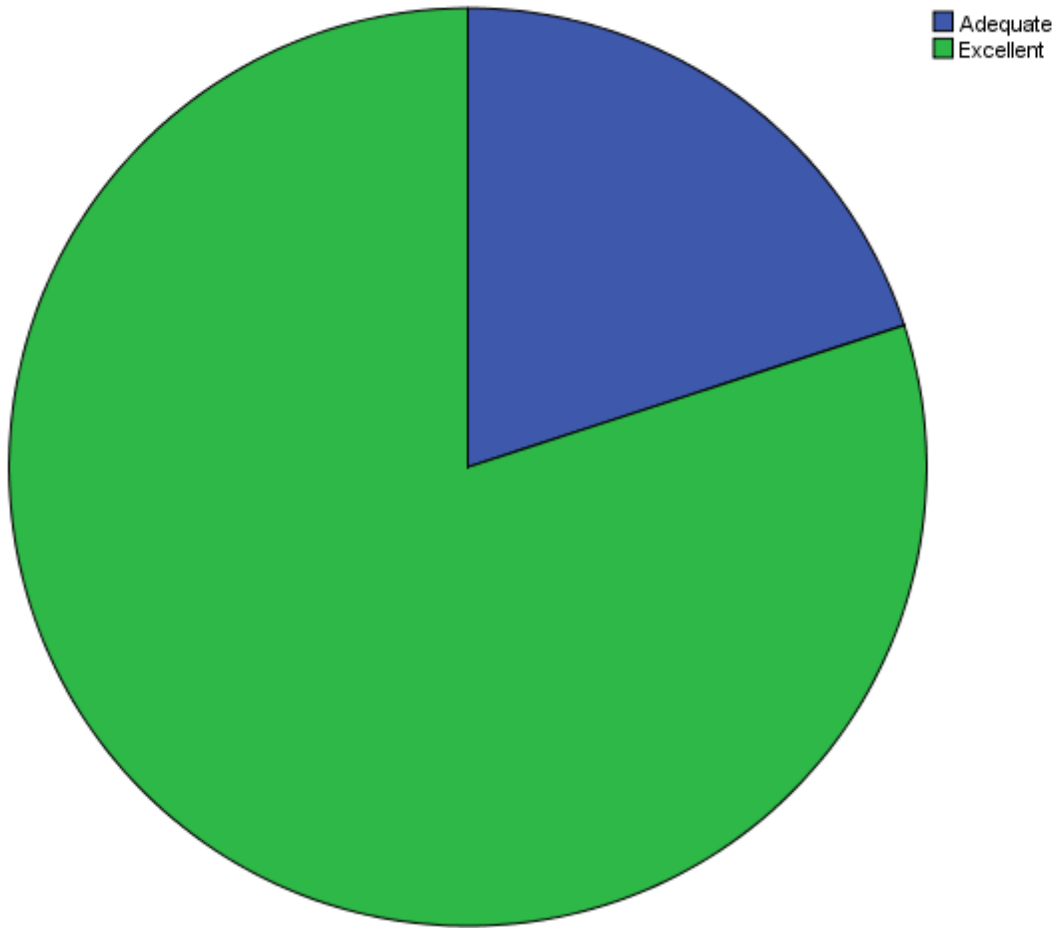
**Importancegivenforthedevelopmentofproblemsolvingskills**

		Frequency	Percent	Valid Percent	Cumulative Percent
Valid	Excellent	5	100.0	100.0	100.0

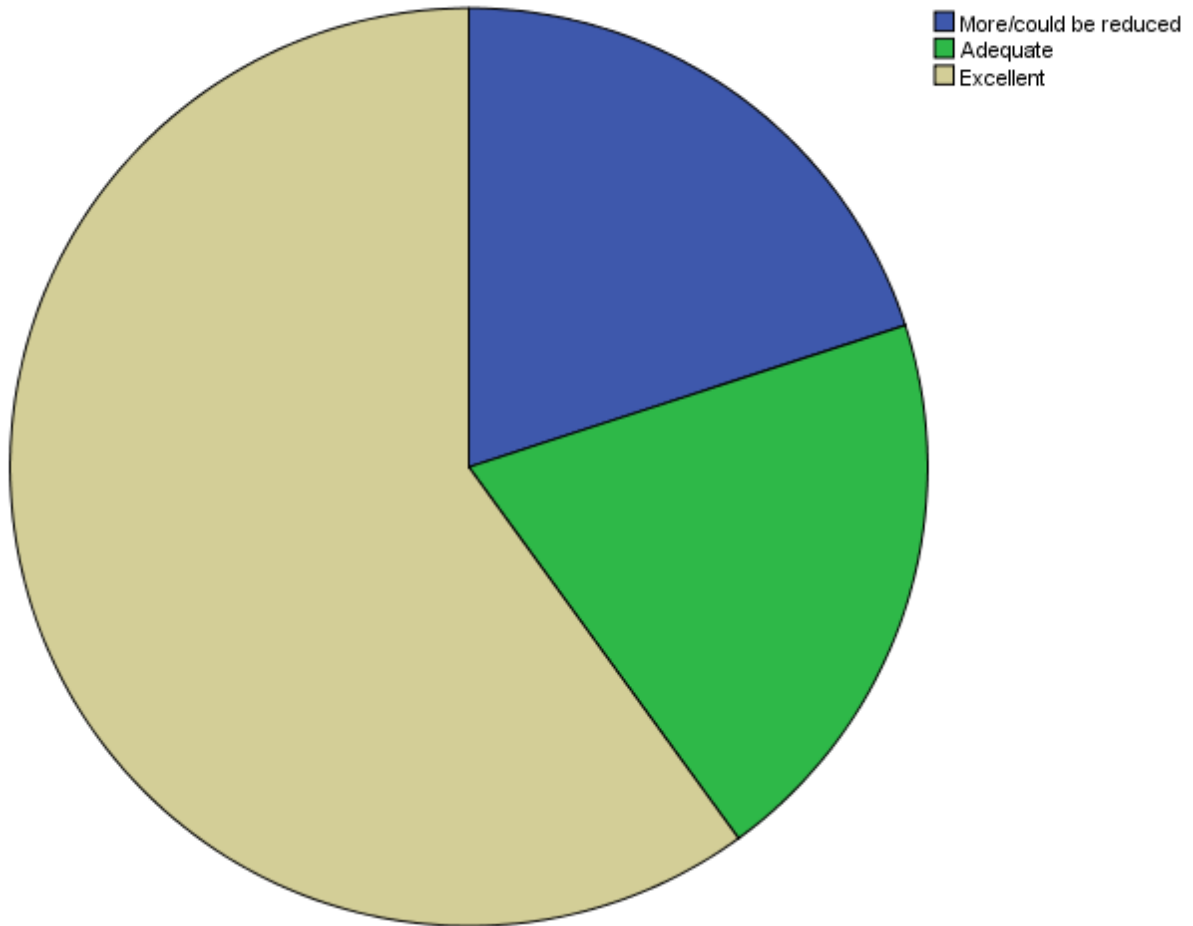
## Pie Chart



**Contentofthecourse**



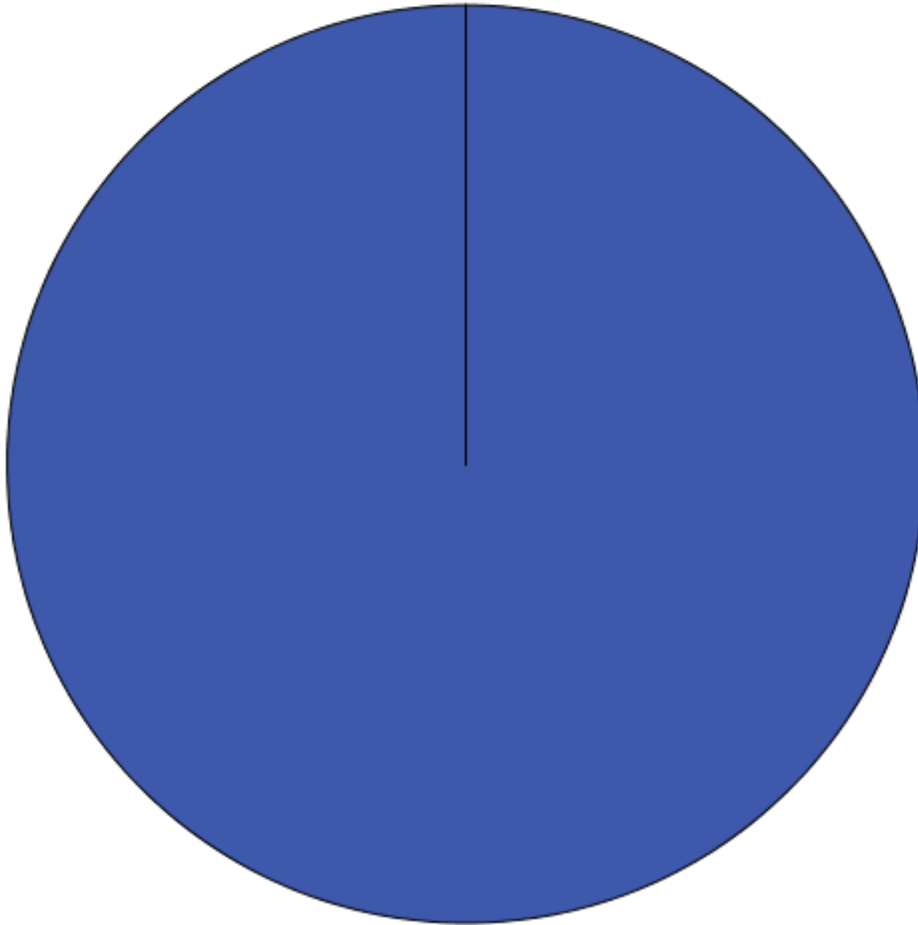
### Relevanceofthecourse



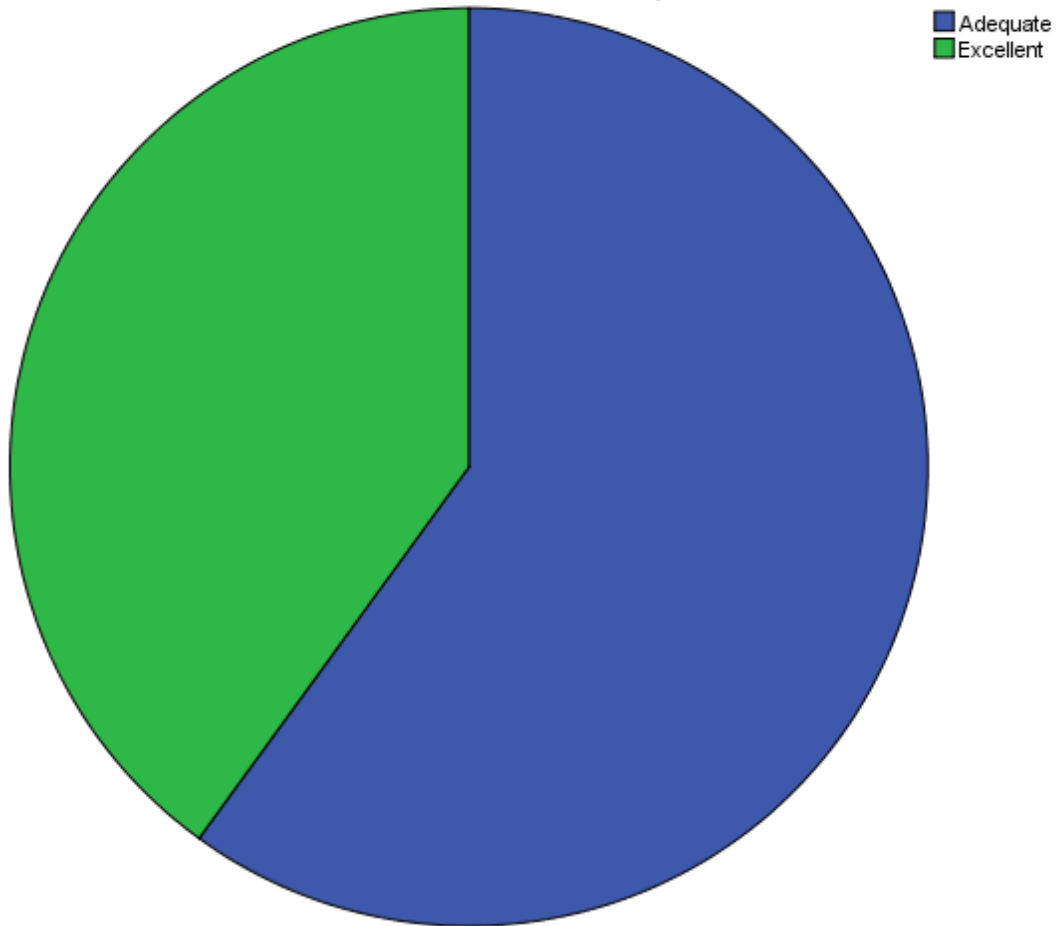


### Sequenceofthecoursesinthe program

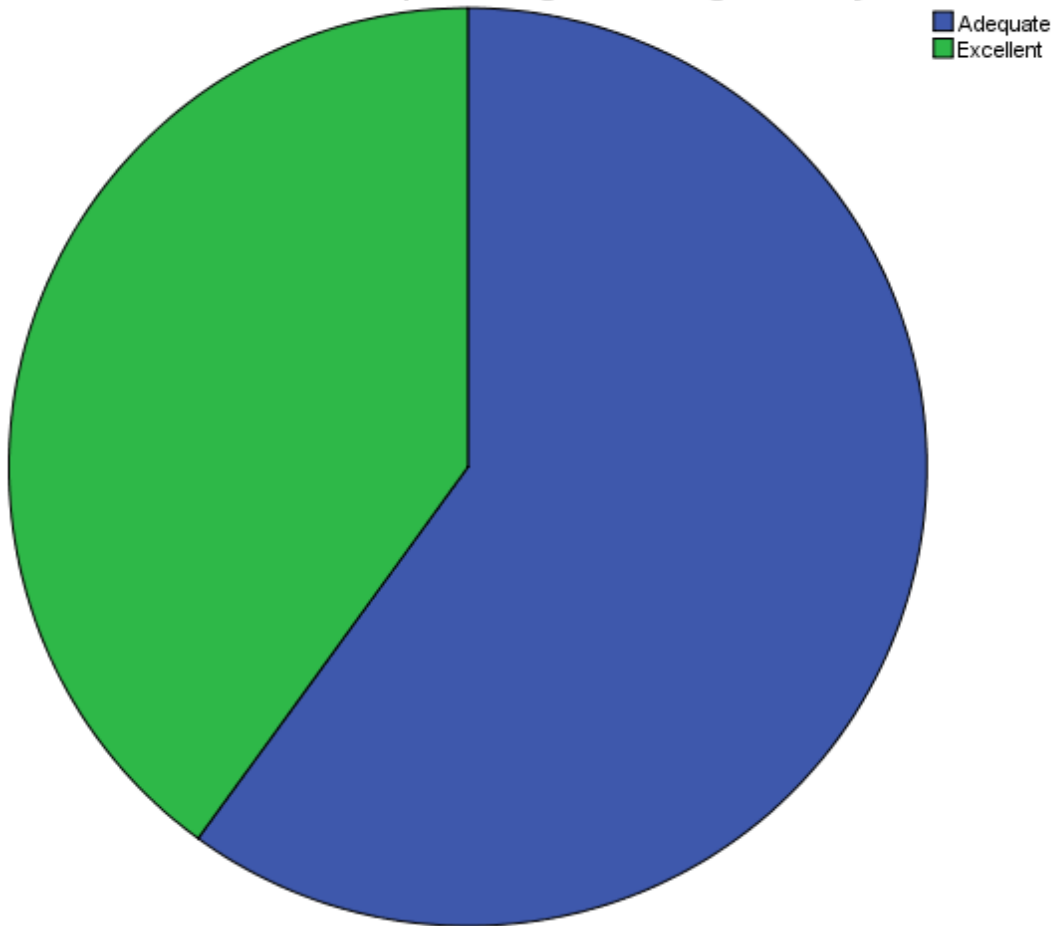
■ Excellent



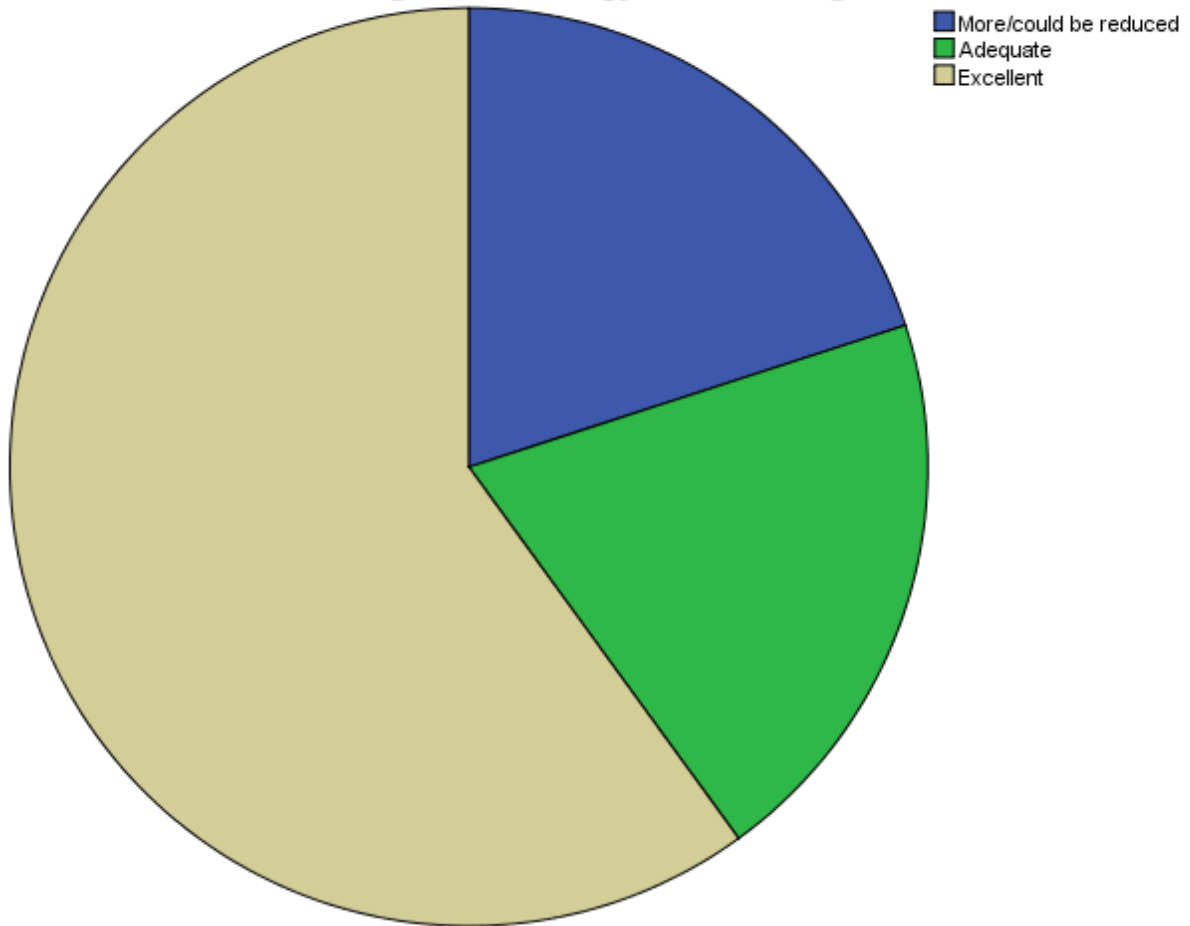
**Inclusion of new current topics in the curriculum**



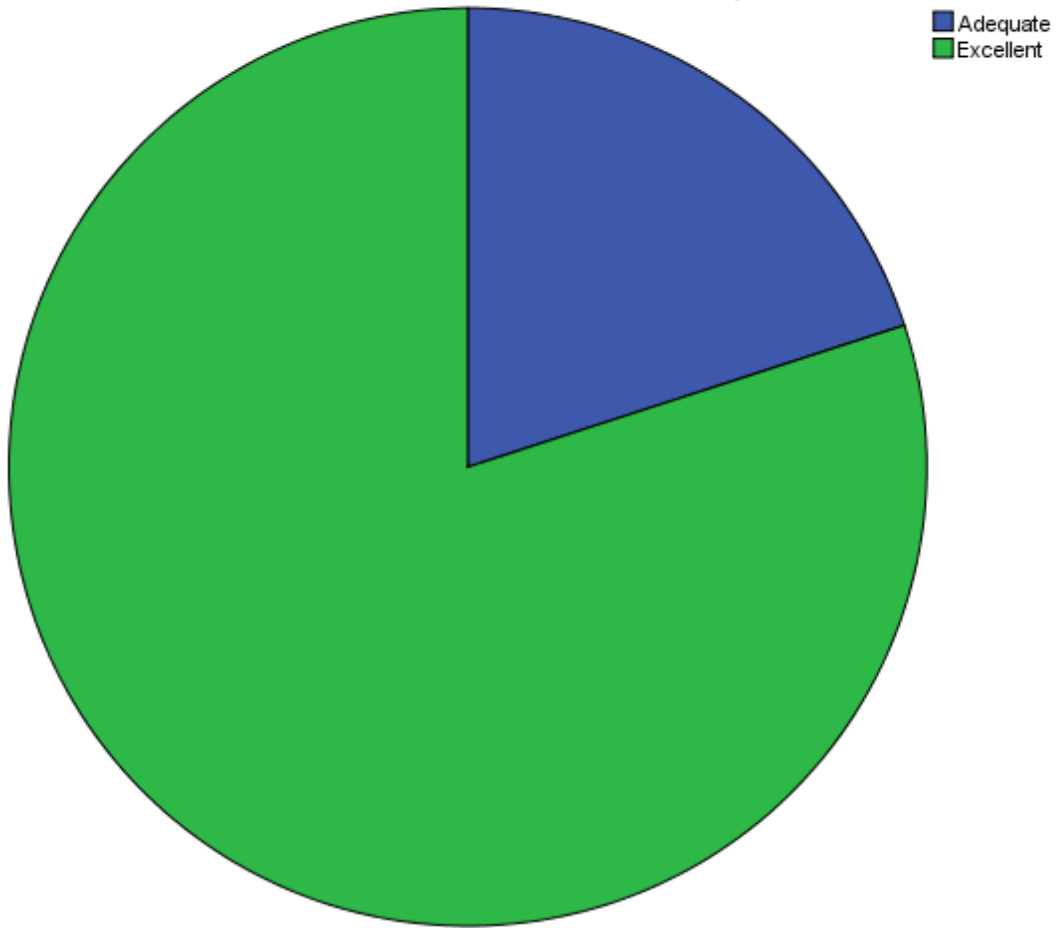
**Importance given to usage of library**



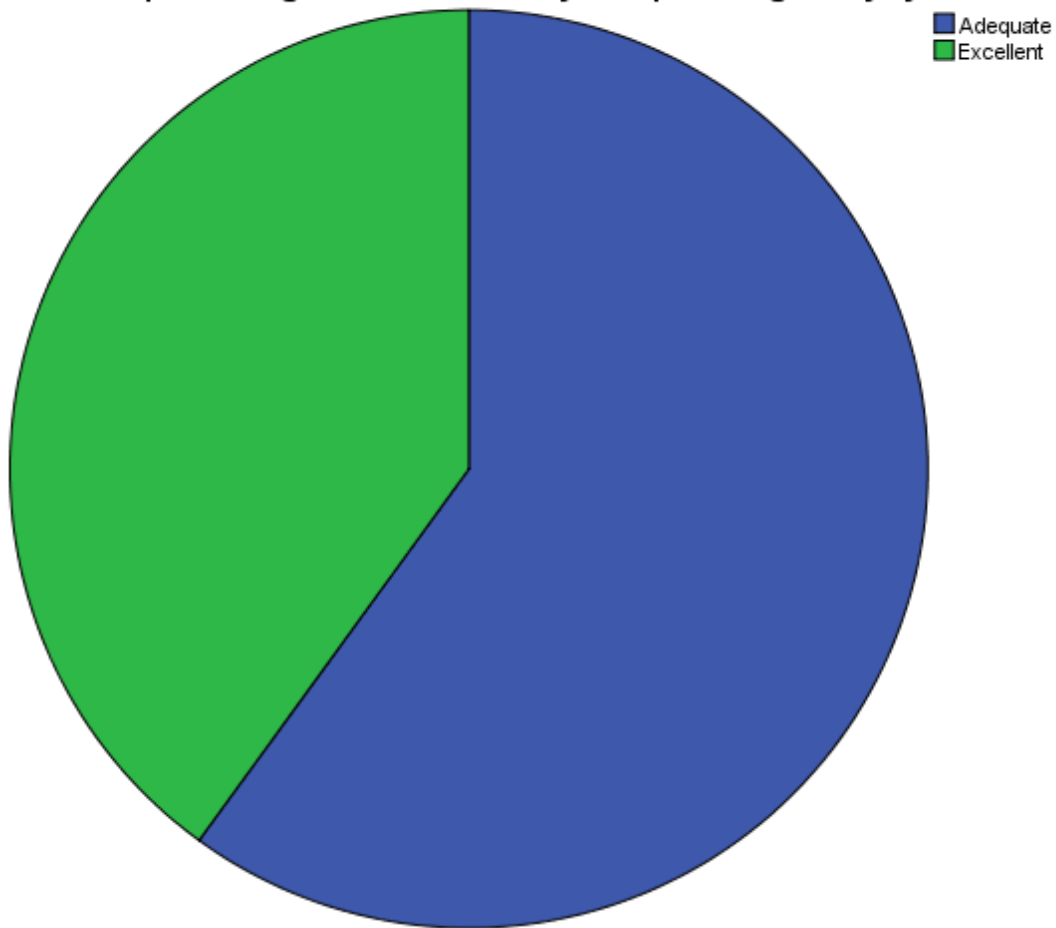
### Usage of Technology in the teaching aids



### Studentsfollowup



Importance given for Punctuality Discipline Regularity Systematic Work



**Importance given for the development of problem solving skills**

■ Excellent

