



SACRED HEART COLLEGE (AUTONOMOUS)

Tirupattur – 635 601, Tamil Nadu, S.India

Resi : (04179) 220103

College : (04179) 220553

Fax : (04179) 226423

Ready for
Everv Good Work

A Don Bosco Institution of Higher Education, Founded in 1951 * Affiliated to Thiruvalluvar University, Vellore * Autonomous since 1987

Accredited by NAAC (4th Cycle – under RAF) with CGPA of 3.31 / 4 at 'A+' Grade

**PG DIPLOMA IN LOGISTICS MANAGEMENT
PG AND RESEARCH DEPARTMENT OF MANAGEMENT STUDIES
SACRED HEART COLLEGE (AUTONOMOUS), TIRUPATTUR
ACADEMIC PEER- FEEDBACK REPORT OF STAKEHOLDERS- 2018-2019**

Frequencies

Notes

Output Created	30-DEC-2023 12:58:48
Comments	
Input	Data
	H:\SHC, Thirupattur\NAAC - 23-24\PGDLM\PF\2018 -19.sav
	Active Dataset
	DataSet1
	Filter
	<none>
	Weight
	<none>
	Split File
	<none>
	N of Rows in Working Data
	6
	File
Missing Value Handling	Definition of Missing
	User-defined missing values are treated as missing.
	Cases Used
	Statistics are based on all cases with valid data.

Syntax		FREQUENCIES VARIABLES=CoursePaperorSubjectsin PGDLMprogram Contentofthecourse Relevanceofthecourse Sequenceofthecoursesinthe program Inclusionofnewcurrenttopicsinthe curriculum Importancegiven tousageoflibrary UsageofTechnologyotherteaching aids Studentsfollowup ImportancegivenforPunctuality DisciplineRegularitySystematic Work Importancegivenforthedevelopmentof problemsolving skills /PIECHART FREQ /ORDER=ANALYSIS.
Resources	Processor Time	00:00:04.09
	Elapsed Time	00:00:02.72

[DataSet1] H:\SHC, Thirupattur\NAAC - 23-24\PGDLM\PF\2018 -19.sav

Statistics

		CoursePaperor SubjectsinPGDL Mprogram	Contentofthecou rse	Relevanceofthec ourse	Sequenceofthec oursesintheprog ram	Inclusionofnewc urrenttopicsinthe curriculum
N	Valid	5	5	5	5	5
	Missing	1	1	1	1	1

Statistics

	Importancegiven tousageoflibrary	UsageofTechnol ogyotherteaching aids	Studentsfollowup	Importancegivenf orPunctualityDis ciplineRegularity SystematicWork	Importancegiven forthedevelopme ntofproblemsolvi ngskills

N	Valid	5	5	5	5	5
	Missing	1	1	1	1	1

Frequency Table

CoursePaperorSubjectsinPGDLMprogram

		Frequency	Percent	Valid Percent	Cumulative Percent
Valid	Adequate	1	16.7	20.0	20.0
	Excellent	4	66.7	80.0	100.0
	Total	5	83.3	100.0	
Missing	System	1	16.7		
Total		6	100.0		

Contentofthecourse

		Frequency	Percent	Valid Percent	Cumulative Percent
Valid	Adequate	4	66.7	80.0	80.0
	Excellent	1	16.7	20.0	100.0
	Total	5	83.3	100.0	
Missing	System	1	16.7		
Total		6	100.0		

Relevanceofthecourse

		Frequency	Percent	Valid Percent	Cumulative Percent
Valid	Adequate	4	66.7	80.0	80.0
	Excellent	1	16.7	20.0	100.0
	Total	5	83.3	100.0	
Missing	System	1	16.7		
Total		6	100.0		

Sequenceofthecoursesintheprogram

		Frequency	Percent	Valid Percent	Cumulative Percent
Valid	Adequate	4	66.7	80.0	80.0
	Excellent	1	16.7	20.0	100.0
	Total	5	83.3	100.0	
Missing	System	1	16.7		
Total		6	100.0		

Inclusionofnewcurrenttopicsinthecurriculum

		Frequency	Percent	Valid Percent	Cumulative Percent
Valid	Adequate	2	33.3	40.0	40.0
	Excellent	3	50.0	60.0	100.0
	Total	5	83.3	100.0	
Missing	System	1	16.7		

Total	6	100.0		
-------	---	-------	--	--

Importance given to usage of library

		Frequency	Percent	Valid Percent	Cumulative Percent
Valid	Adequate	1	16.7	20.0	20.0
	Excellent	4	66.7	80.0	100.0
	Total	5	83.3	100.0	
Missing	System	1	16.7		
Total		6	100.0		

Usage of Technology to the teaching aids

		Frequency	Percent	Valid Percent	Cumulative Percent
Valid	More/could be reduced	1	16.7	20.0	20.0
	Adequate	1	16.7	20.0	40.0
	Excellent	3	50.0	60.0	100.0
	Total	5	83.3	100.0	
Missing	System	1	16.7		
Total		6	100.0		

Students followup

		Frequency	Percent	Valid Percent	Cumulative Percent
Valid	Adequate	3	50.0	60.0	60.0

Excellent	2	33.3	40.0	100.0
Total	5	83.3	100.0	
Missing System	1	16.7		
Total	6	100.0		

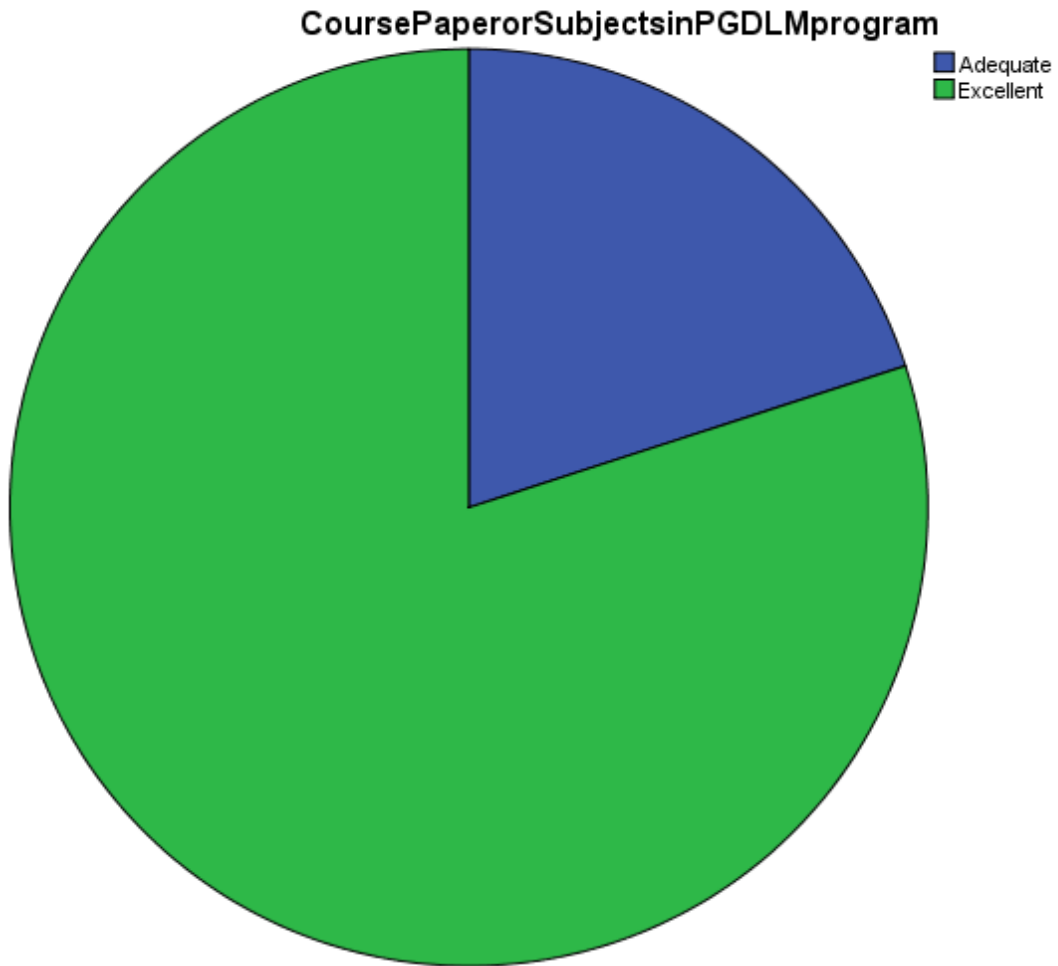
Importance given for Punctuality Discipline Regularity Systematic Work

		Frequency	Percent	Valid Percent	Cumulative Percent
Valid	More/could be reduced	1	16.7	20.0	20.0
	Adequate	2	33.3	40.0	60.0
	Excellent	2	33.3	40.0	100.0
	Total	5	83.3	100.0	
Missing	System	1	16.7		
	Total	6	100.0		

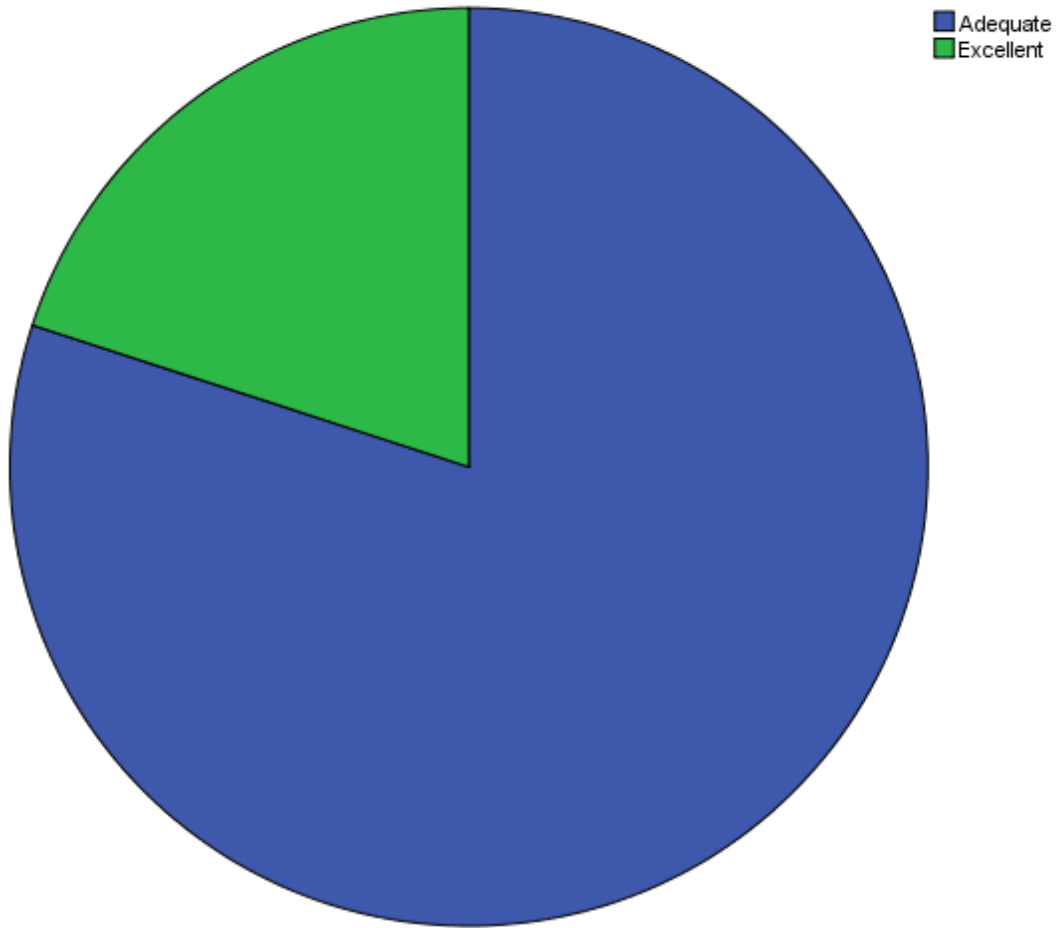
Importance given for the development of problem solving skills

		Frequency	Percent	Valid Percent	Cumulative Percent
Valid	More/could be reduced	1	16.7	20.0	20.0
	Adequate	2	33.3	40.0	60.0
	Excellent	2	33.3	40.0	100.0
	Total	5	83.3	100.0	
Missing	System	1	16.7		
	Total	6	100.0		

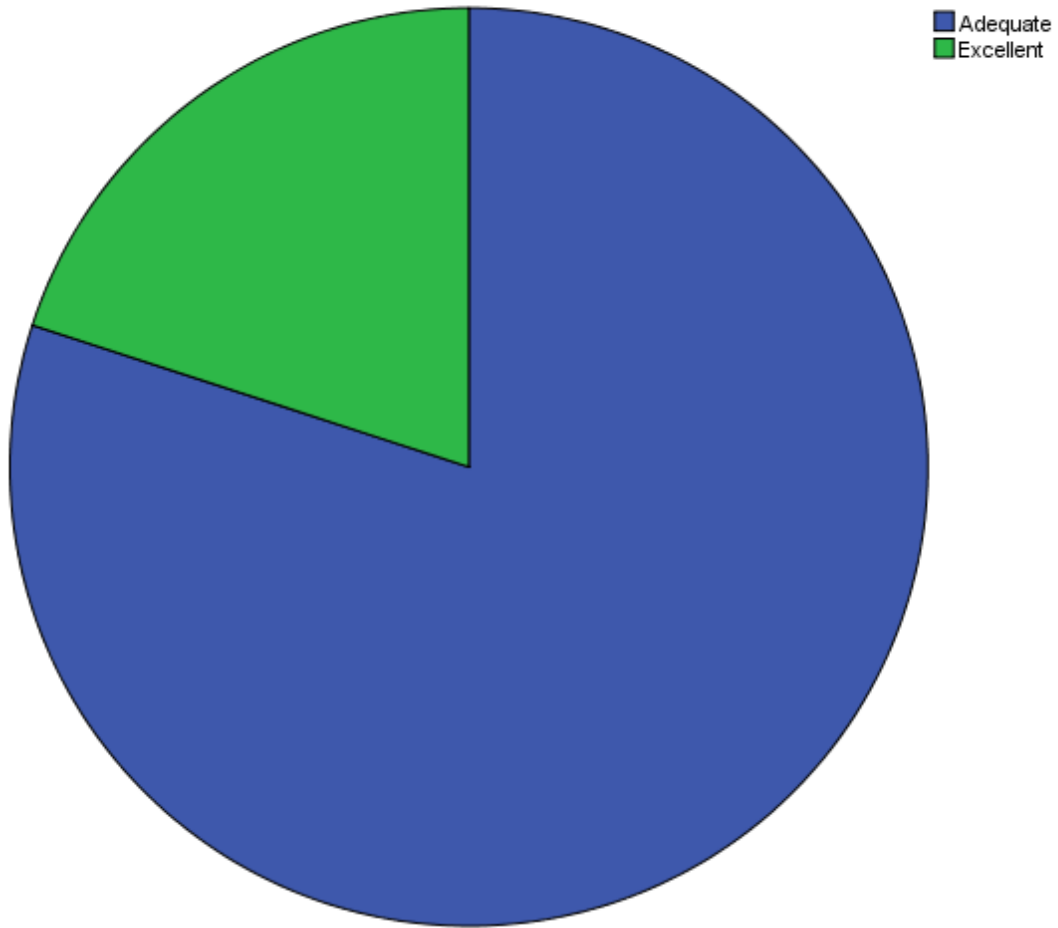
Pie Chart



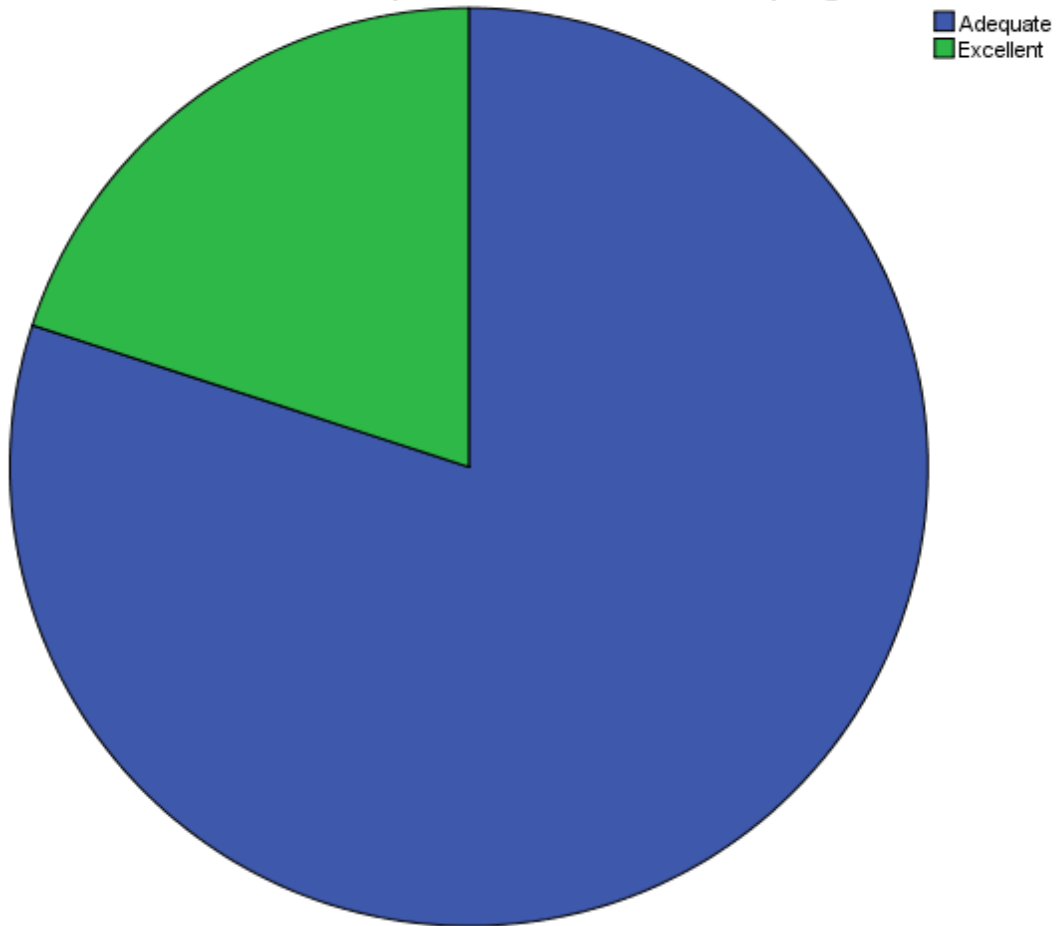
Contentofthecourse



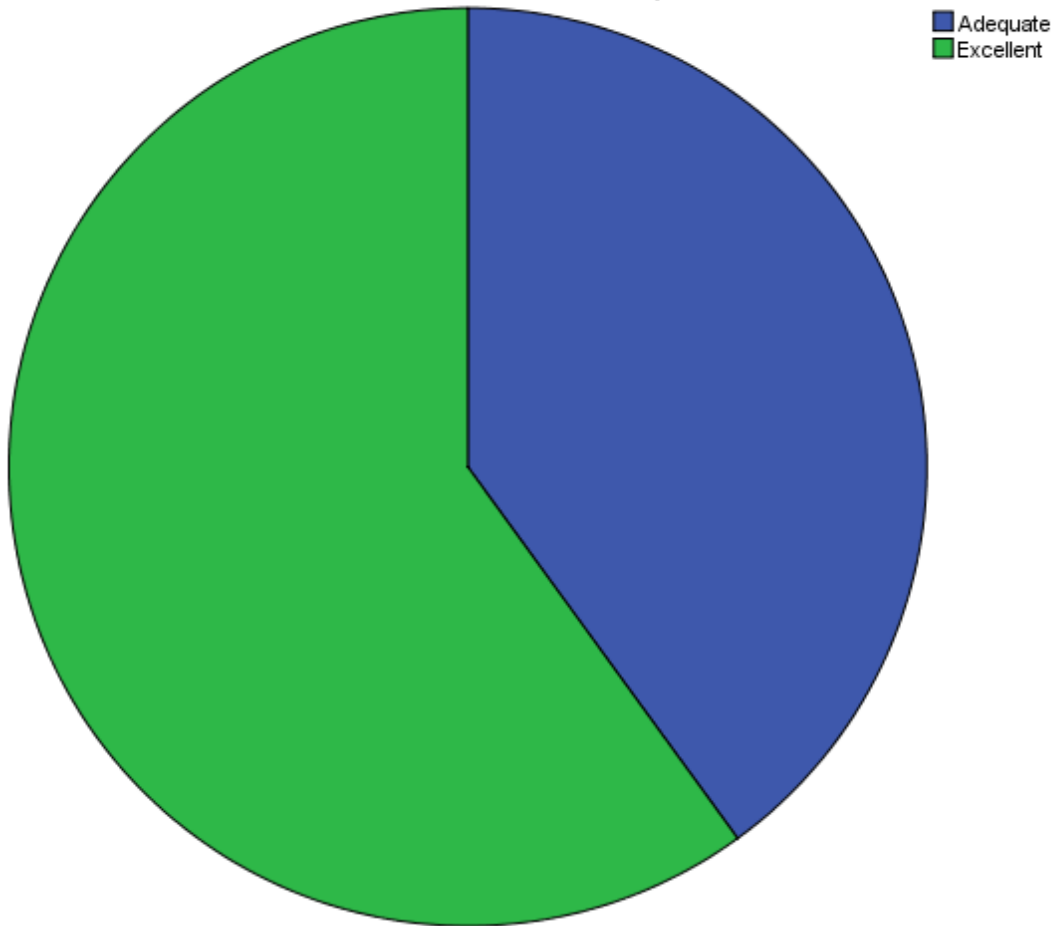
Relevanceofthecourse



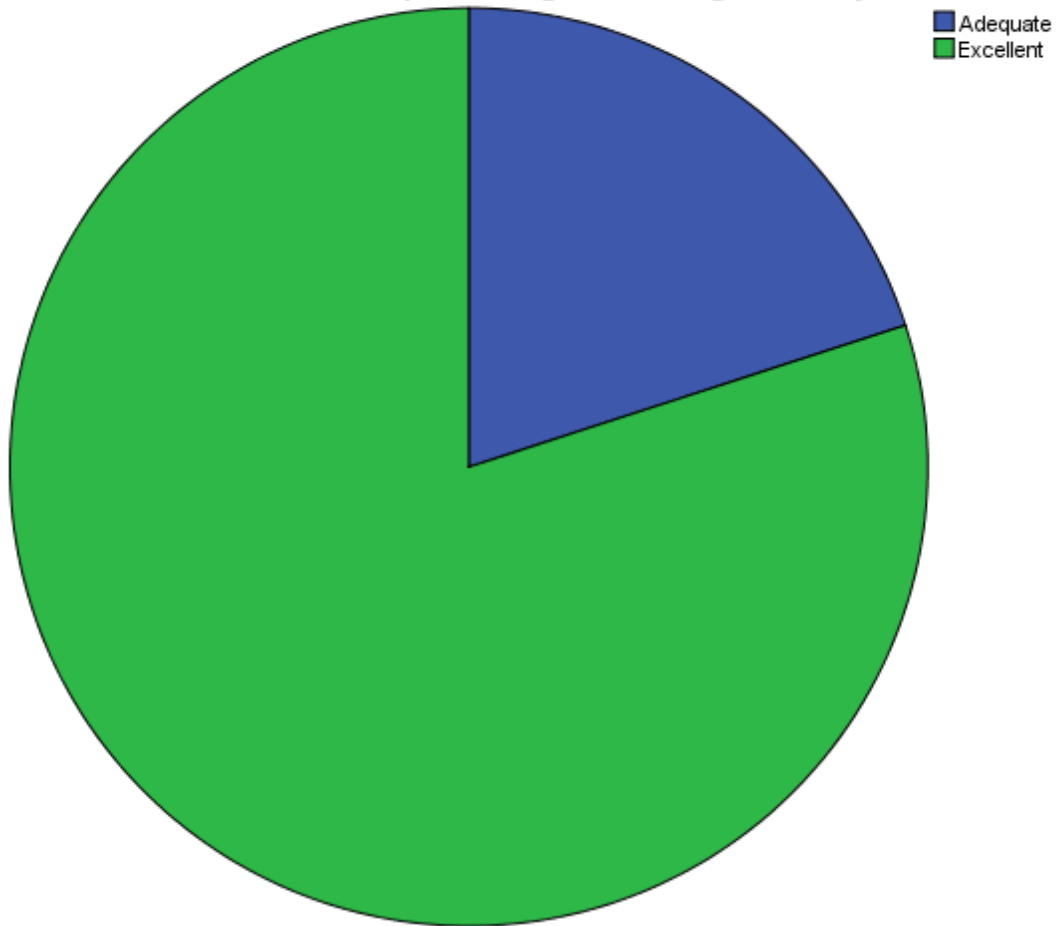
Sequenceofthecoursesinthe program



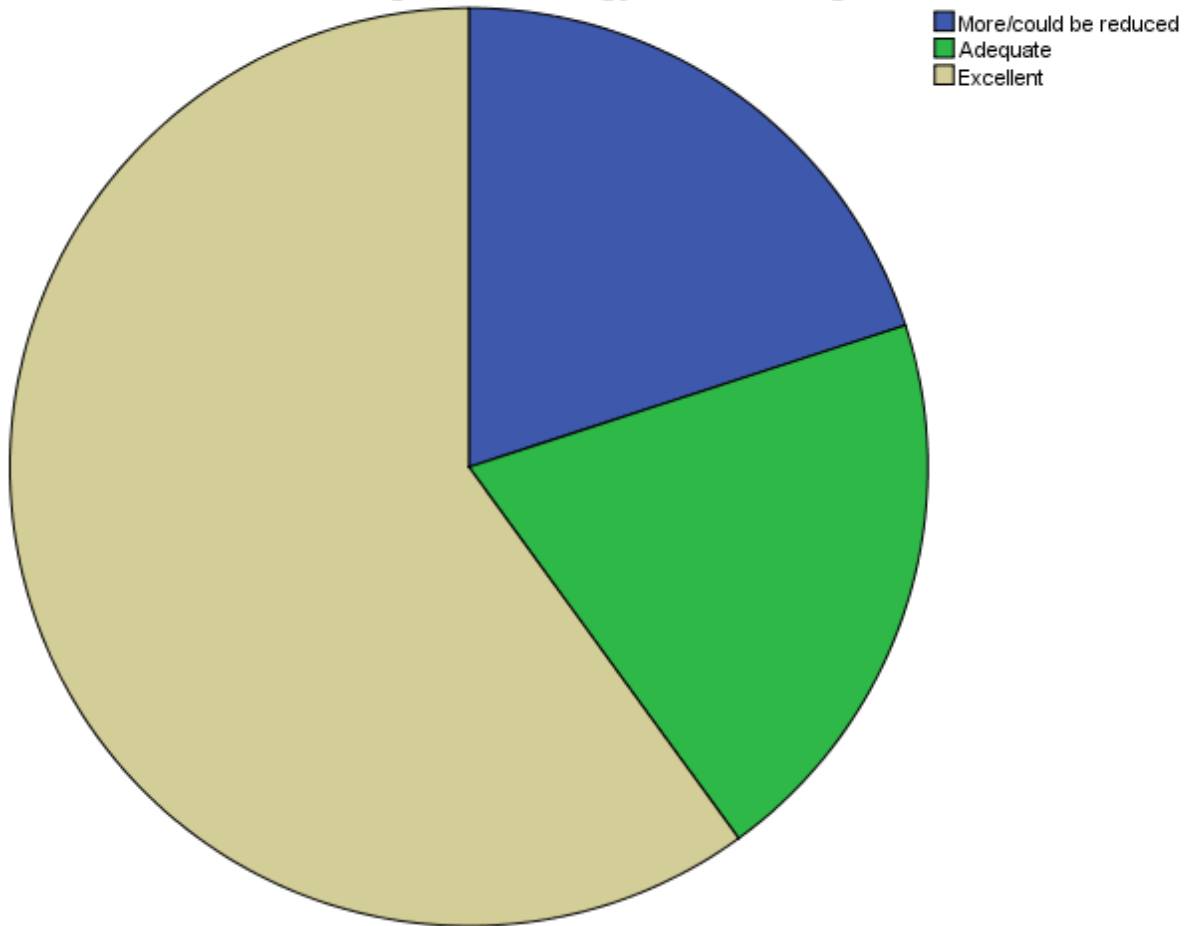
Inclusion of new current topics in the curriculum



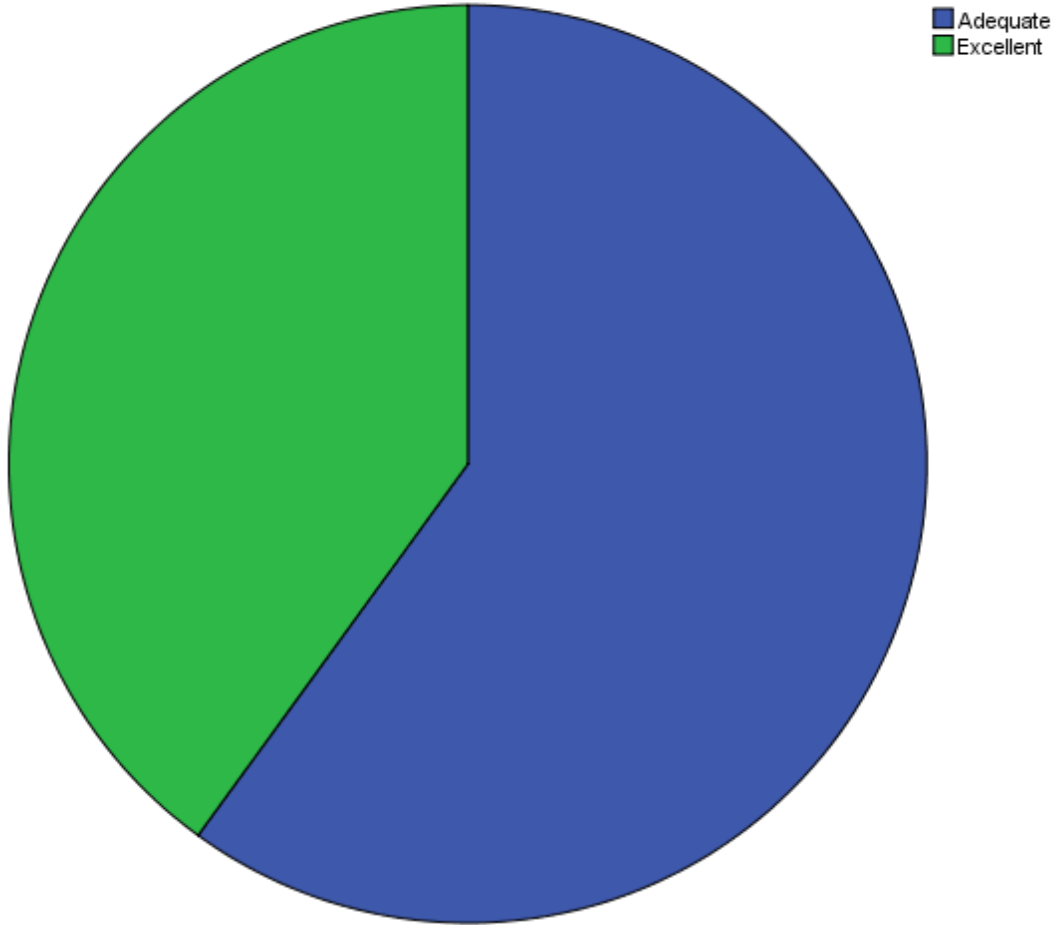
Importance given to usage of library



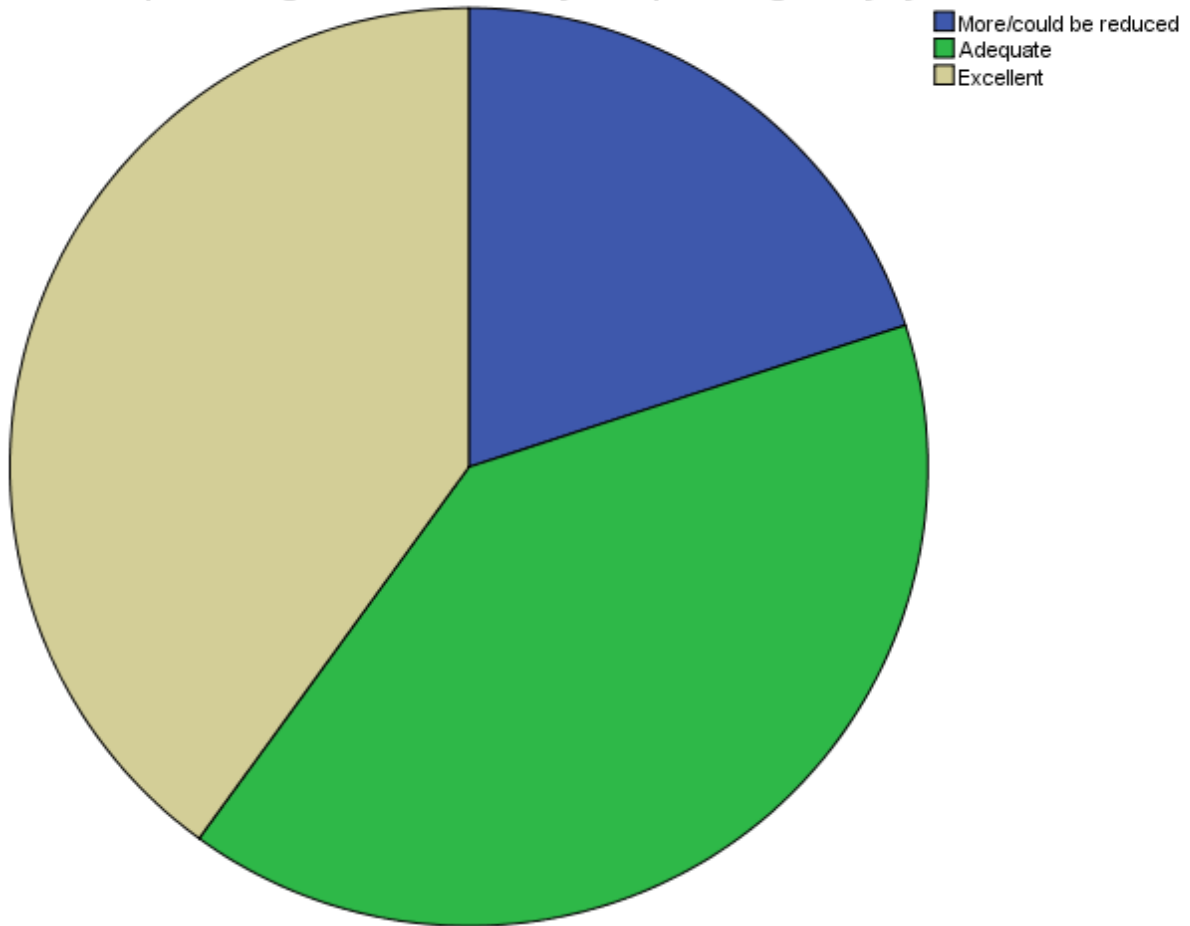
Usage of Technology in the teaching aids



Studentsfollowup



Importance given for Punctuality Discipline Regularity Systematic Work



Importance given for the development of problem solving skills

