

**P. G. Department of Social Work (HRM)
Sacred Heart College, Tirupattur - 635601
Feedback analysis**

**Action Taken Report
2022-2023
ODD SEMESTER**

Based on the Feedback collected from different stakeholders (students, Faculty, Alumni, Peer Educators, Industry Experts), department has taken the suggestions to the Board of Studies for discussion. In the BoS meeting feedback analysis report was presented. Experts came out with different suggestions regarding the curriculum feedback and suggestions. Their opinion and suggestion were recorded in the Board of Studies minutes (March 2023) and based on the minutes department has taken the following actions,

1. Social Work core subjects is offered to the students in semester I and the rest of the semester all the Human Resource Management subjects is covered.
2. Since the members suggested to offer a greater number of training programs for the students, the department has offered Personality Development Training, HR Analytics Workshop and Professional Computer Skills to the students.
3. The members of the board suggested to take students more industrial visits and thus the department took the students to Manufacturing Industries, Hotel Industry and Hospital Setting to expose them to the functions of HR.
4. Field Work Pattern for I MSW students in their II semester is changed and they practise case work, group work and community organization in the villages or in the nearby industries. Students are also taken to other reputed institutions and exposed to their culture and learning.
5. Since students come from tamil medium background, many of them struggle in communicating English so the department has arranged for English classes every Monday to improve their language skill.
6. Students suggested to have classes related to Information Technology and its uses in HR profession so the department has introduced one week workshop for the first year students to learn about ICT skills required for HR professionals.
7. HR strategies and its management is offered as a separate core paper for the first year students based on the suggestions given by the experts.



ACADEMIC PEERS FEEDBACK 2022- 2023

MSW (HRM)

ODD Semester

Synchronization of theory and practical

S.NO	Synchronization of theory and practical	Frequency	Percent
1.	Excellent	2	22.2
2.	Very Good	2	22.2
3.	Good	1	11.1
Total		5	100.0

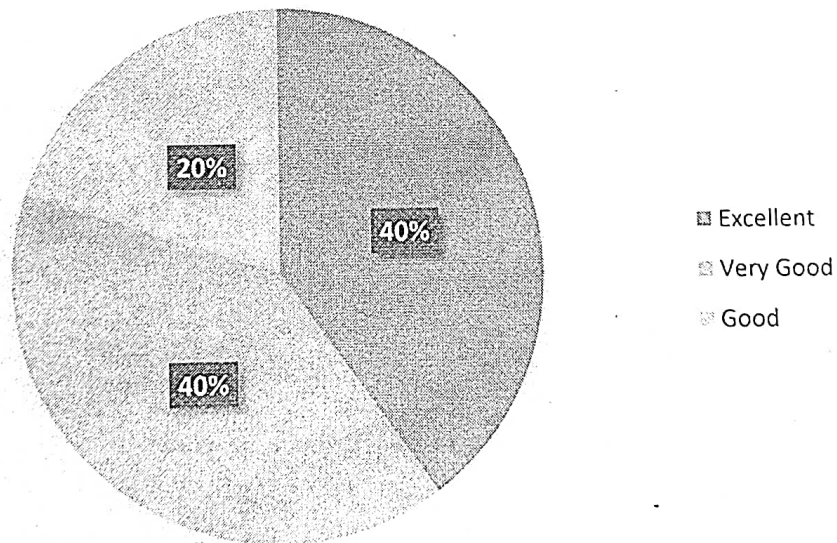


Fig 1: Synchronization of theory and practical

E. his



Availability of textbooks / Materials

S.NO	Availability of textbooks / Materials	Frequency	Percent
1.	Very Good	3	33.3
2.	Good	2	22.2
Total		5	100.0

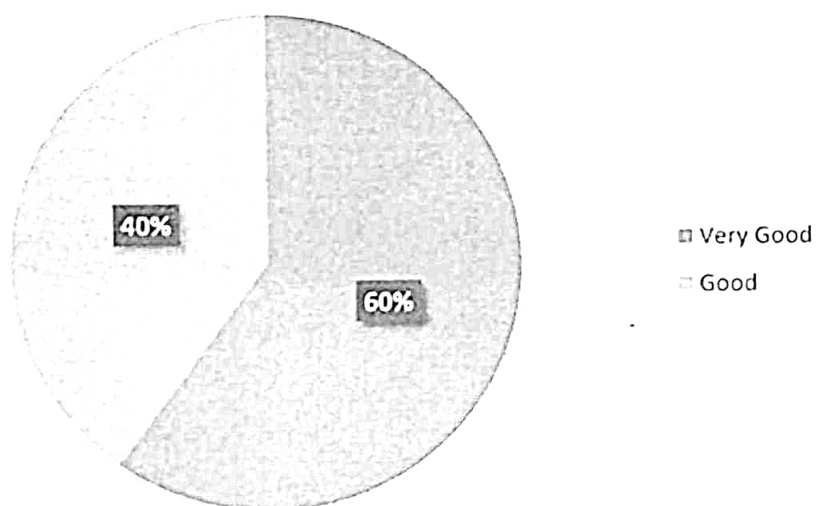


Fig 2: Availability of textbooks / Materials



Coverage of modern / advanced topics

S. NO	Coverage of modern / advanced topics	Frequency	Percent
1.	Excellent	1	11.1
2.	Very Good	2	22.2
3.	Good	1	11.1
4.	Satisfactory	1	11.1
Total		5	100.0

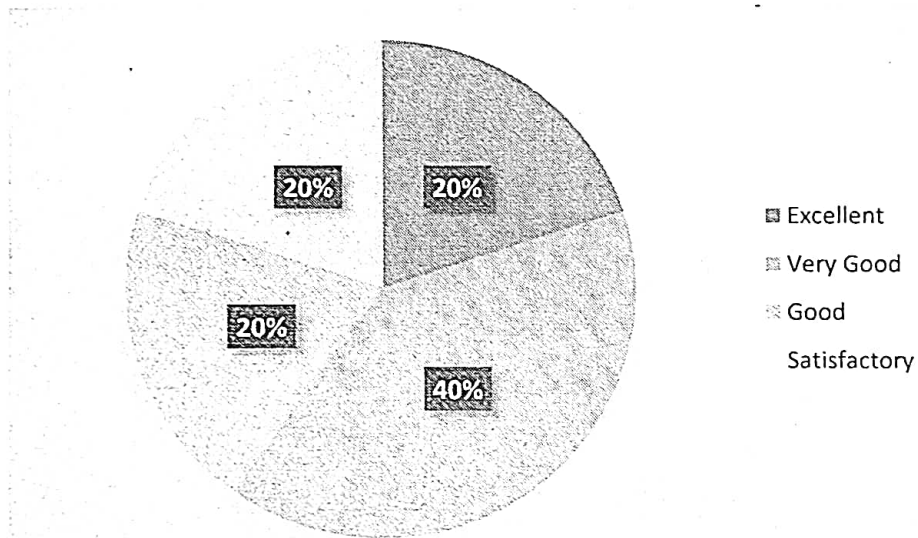


Fig 3: Coverage of modern / advanced topics



SUBJECT SATISFACTION

S.NO	Subject Satisfaction	Frequency	Percent
1.	Excellent	3	33.3
2.	Very Good	1	11.1
3.	Good	1	11.1
Total		5	100.0

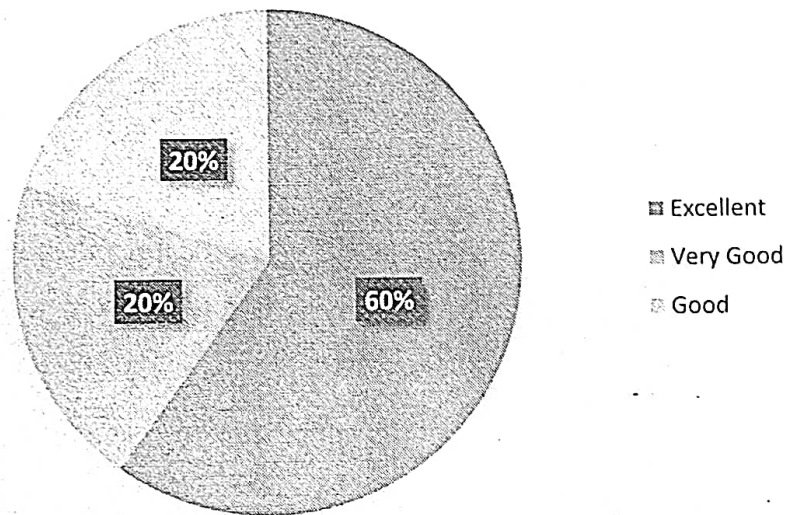



Fig 4: Subject Satisfaction



Usage of Technology and Teaching Aids

S.NO	Usage of Technology and Teaching Aids	Frequency	Percent
1.	Excellent	3	33.3
2.	Very Good	1	11.1
3.	Good	1	11.1
Total		5	100.0

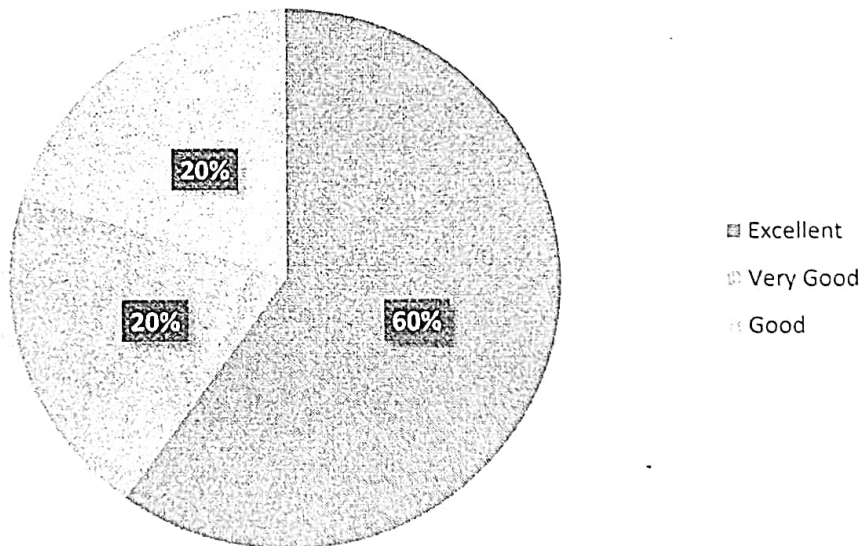



Fig 5: Usage of Technology and Teaching Aids



Students Follow up

S.NO	Students Follow up	Frequency	Percent
1.	Excellent	2	22.2
2.	Very Good	2	22.2
3.	Good	1	11.1
Total		5	100.0



■ Excellent

Fig 6: Students Follow up



Usefulness of Tests and Assignments

S.NO	Usefulness of Tests and Assignments	Frequency	Percent
1.	Very Good	4	80.0
2.	Excellent	1	20.0
Total		5	100.0

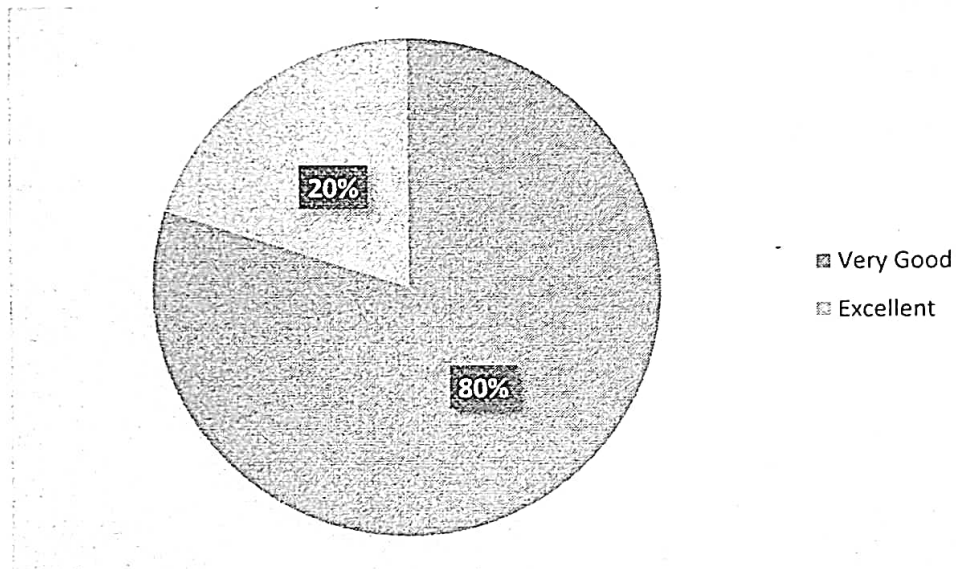


Fig 7: Usefulness of Tests and Assignments



Overall rating during the programme of study

S. No	Overall rating during the programme of study	Frequency	Percent
1.	Very Good	2	40.0
2.	Excellent	3	60.0
Total		5	100.0




Fig 8: Overall rating during the programme of study



E. S. S.

Curriculum is helpful in making as an entrepreneur

S. No	Curriculum is helpful in making as an entrepreneur	Frequency	Percent
1.	Strongly Agree	1	11.1
2.	Agree	2	22.2
3.	Neutral	2	22.2
Total		5	100.0

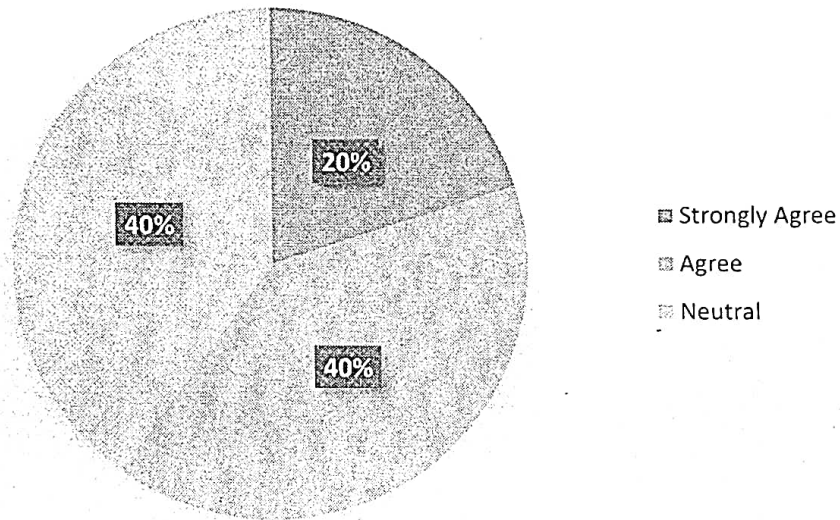


Fig 9: Curriculum is helpful in making you as an entrepreneur



E. h. s.

Curriculum helpful to adapt career

S. No	Curriculum helpful to adapt career	Frequency	Percent
1.	Yes	5	100.0
Total		5	100.0




Fig 10: Curriculum helpful to adapt career



E. K. J.

Curriculum structure kindled research aptitude

S. No	Curriculum structure kindled research aptitude	Frequency	Percent
1.	Yes	5	100.0
Total		5	100.0

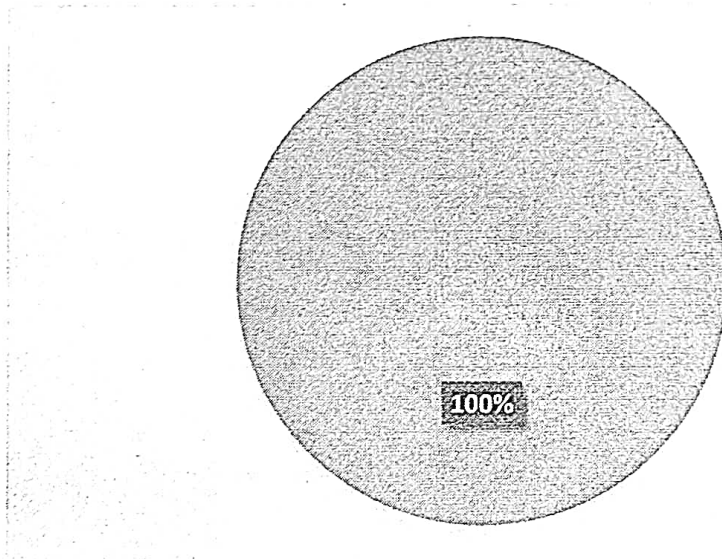


Fig 11: Curriculum structure kindled research aptitude



E. hio

Curriculum design applicable to real life situation

S. No	Curriculum design applicable to real life situation	Frequency	Percent
1.	Yes	5	100.0
Total		5	100.0




Fig 12: Curriculum design applicable to real life situation



E. L. S.

Curriculum structure relevant to the progress of higher education

S. No	Curriculum structure relevant to the progress of higher education	Frequency	Percent
1.	Yes	5	100.0
Total		5	100.0

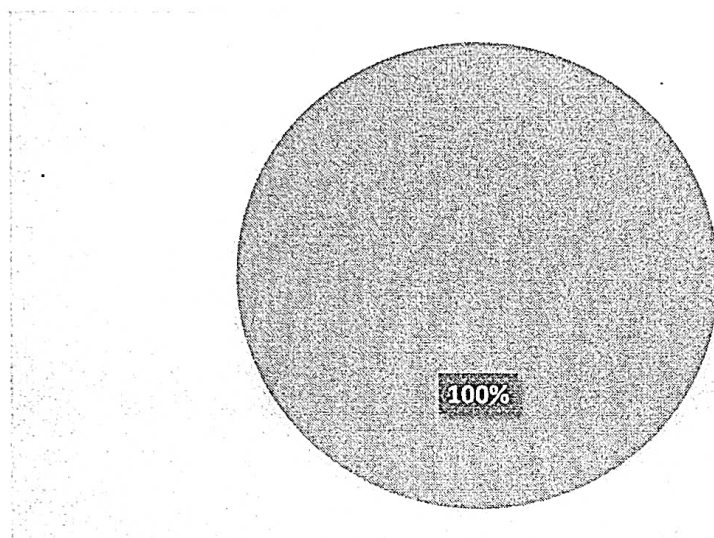


Fig 13: Curriculum structure relevant to the progress of higher education



E. H. J.

The prescribed curriculum design helped you to gain knowledge

S. No	The prescribed curriculum design helped you to gain knowledge	Frequency	Percent
1.	Yes	5	100.0
Total		5	100.0




Fig 14: The prescribed curriculum design helped you to gain knowledge



Eh

EMPLOYER'S FEEDBACK 2022- 2023

MSW (HRM)

ODD Semester

Synchronization of theory and practical

S.NO	Synchronization of theory and practical	Frequency	Percent
1.	Very Good	4	80.0
2.	Excellent	1	20.0
Total		5	100.0

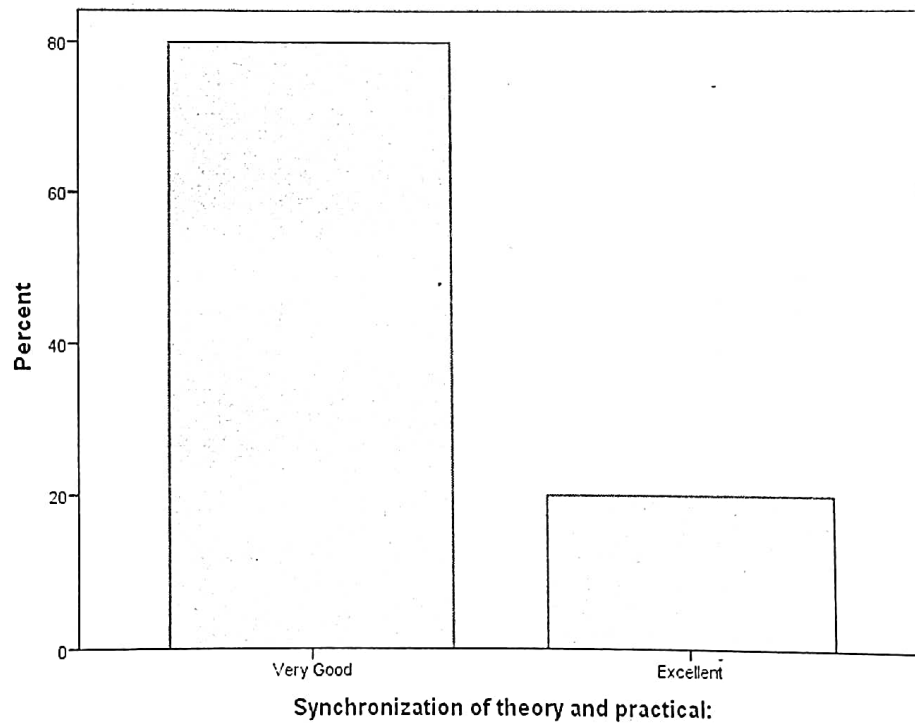


Fig 1: Synchronization of theory and practical



Availability of textbooks / Materials

S.NO	Availability of textbooks / Materials	Frequency	Percent
1.	Very Good	5	100.0
Total		5	100.0




Fig 2: Availability of textbooks / Materials

E. his



Coverage of modern / advanced topics

S. NO	Coverage of modern / advanced topics	Frequency	Percent
1.	Very Good	4	80.0
2.	Excellent	1	20.0
Total		5	100.0




Fig 3: Coverage of modern / advanced topics

E. H. S.



SUBJECT SATISFACTION

S.NO	Subject Satisfaction	Frequency	Percent
1.	Very Good	1	20.0
2.	Excellent	4	80.0
Total		5	100.0

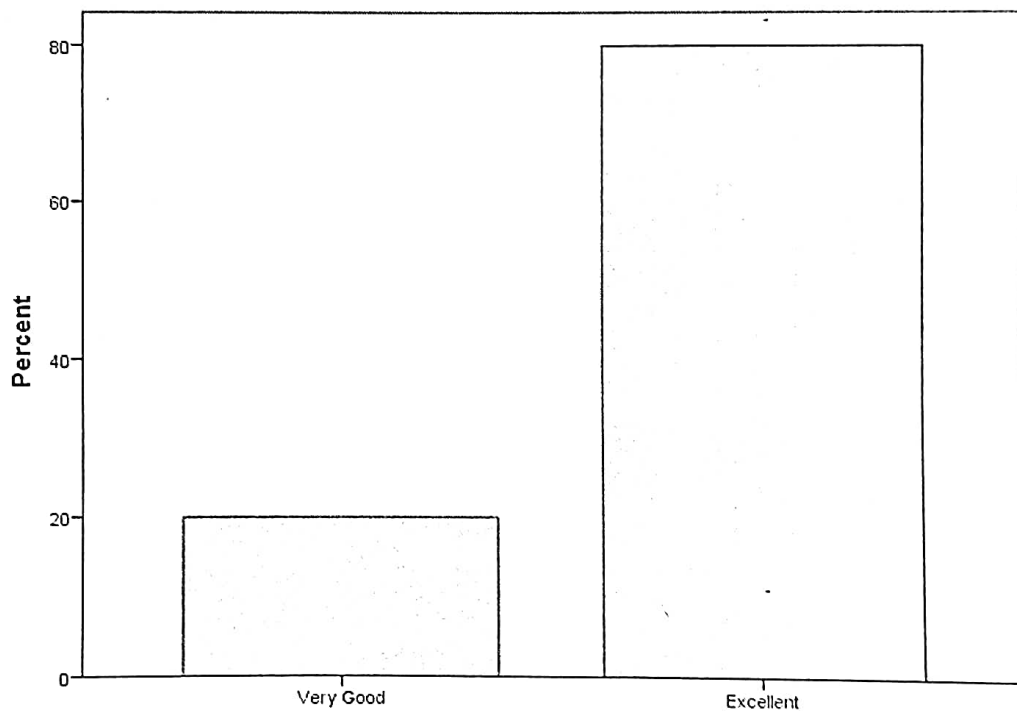


Fig 4: Subject Satisfaction

E.L.O



Usage of Technology and Teaching Aids

S.NO	Usage of Technology and Teaching Aids	Frequency	Percent
1.	Very Good	5	100.0
Total		5	100.0

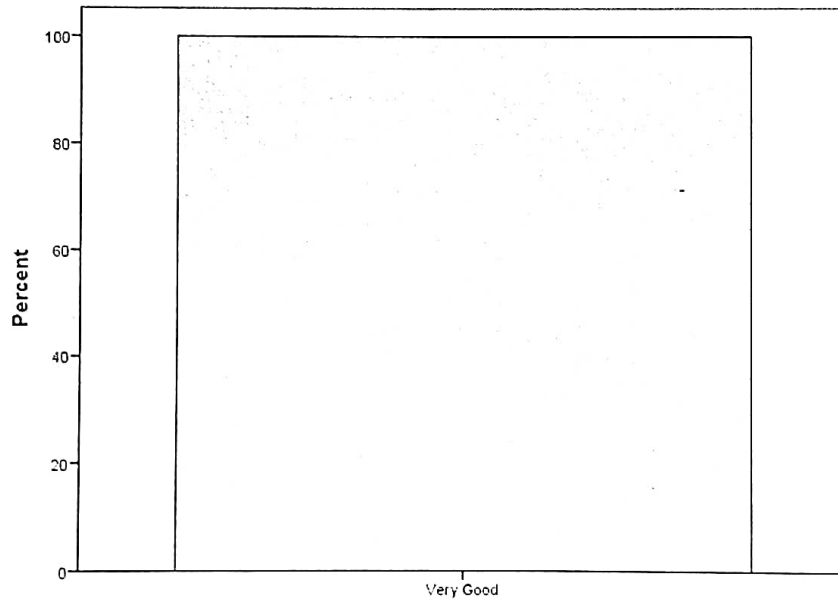


Fig 5: Usage of Technology and Teaching Aids

F. Ho

Students Follow up

S.NO	Students Follow up	Frequency	Percent
1.	Very Good	2	40.0
2.	Excellent	3	60.0
Total		5	100.0

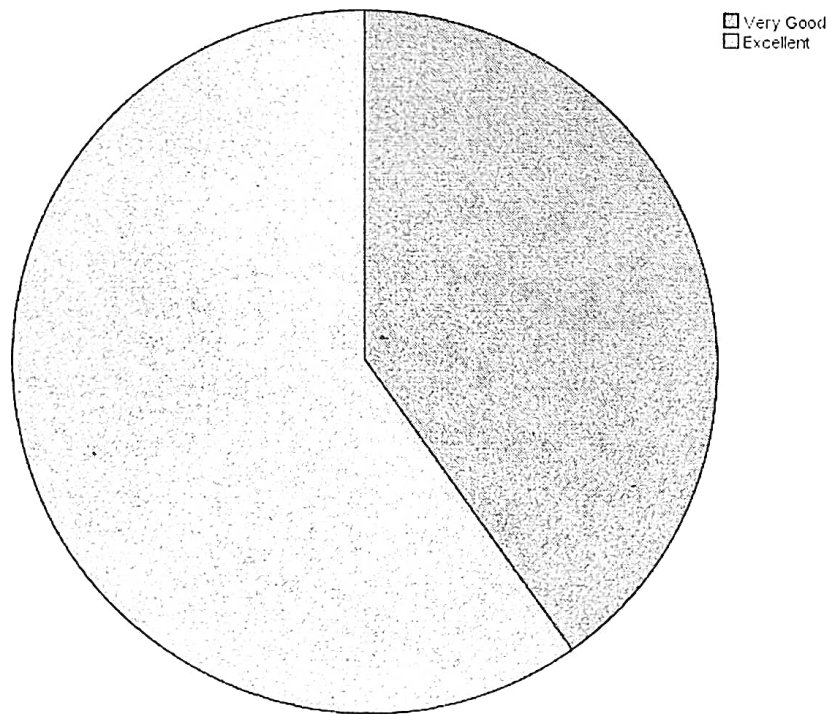


Fig 6: Students Follow up

F. his



Usefulness of Tests and Assignments

S.NO	Usefulness of Tests and Assignments	Frequency	Percent
1.	Very Good	4	80.0
2.	Excellent	1	20.0
Total		5	100.0

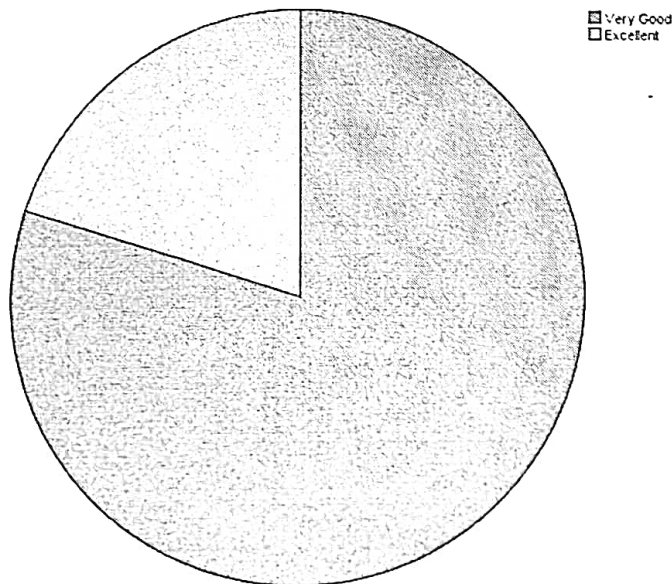


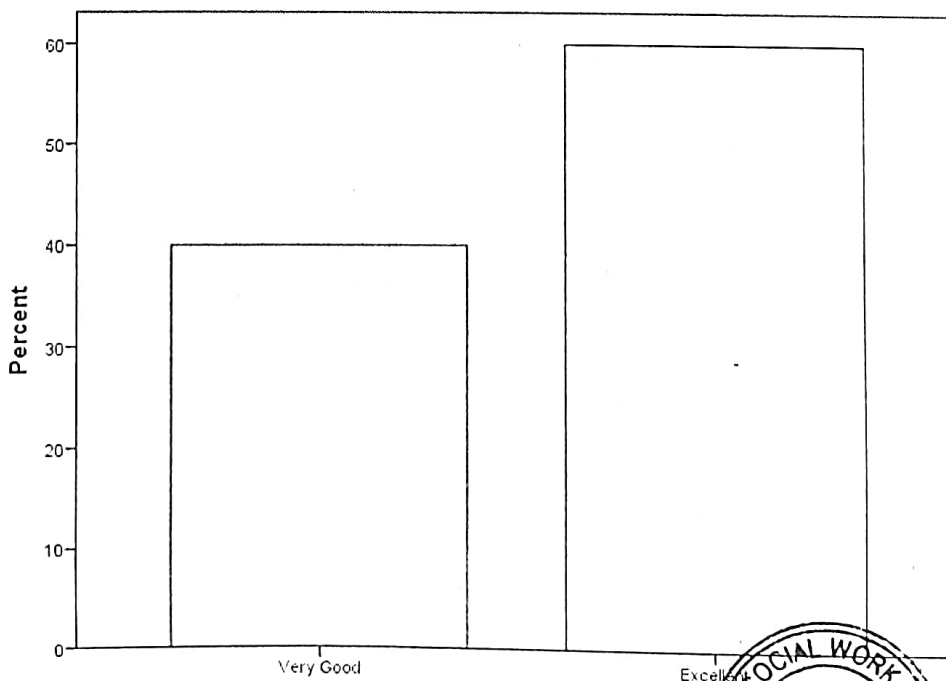
Fig 7: Usefulness of Tests and Assignments

E. h



Overall rating during the programme of study

S. No	Overall rating during the programme of study	Frequency	Percent
1.	Very Good	2	40.0
2.	Excellent	3	60.0
Total		5	100.0



E. K. S.

Fig 8: Overall rating during the programme of study

Curriculum is helpful in making as an entrepreneur

S. No	Curriculum is helpful in making as an entrepreneur	Frequency	Percent
1.	Agree	3	60.0
2.	Strongly Agree	2	40.0
Total		5	100.0





Fig 9: Curriculum is helpful in making you as an entrepreneur



E. h

Curriculum helpful to adapt career

S. No	Curriculum helpful to adapt career	Frequency	Percent
1.	Yes	5	100.0
Total		5	100.0





E. hio

Fig 10: Curriculum helpful to adapt career

Curriculum structure kindled research aptitude

S. No	Curriculum structure kindled research aptitude	Frequency	Percent
1.	Yes	5	100.0
Total		5	100.0



E. Kiran

Fig 11: Curriculum structure kindled research aptitude

Curriculum design applicable to real life situation

S. No	Curriculum design applicable to real life situation	Frequency	Percent
1.	Yes	5	100.0
Total		5	100.0


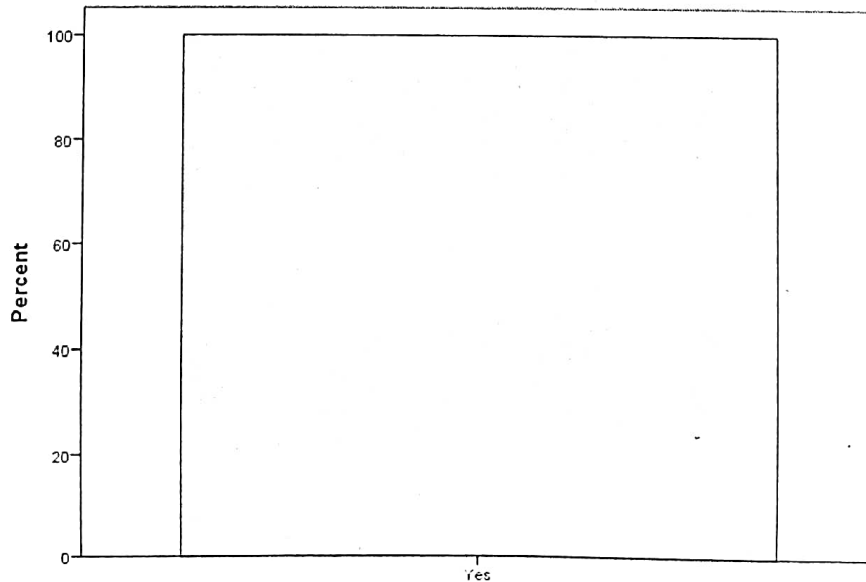


Fig 12: Is the curriculum design applicable to real life situation?

Curriculum structure relevant to the progress of higher education

S. No	Curriculum structure relevant to the progress of higher education	Frequency	Percent
1.	Yes	5	100.0
Total		5	100.0

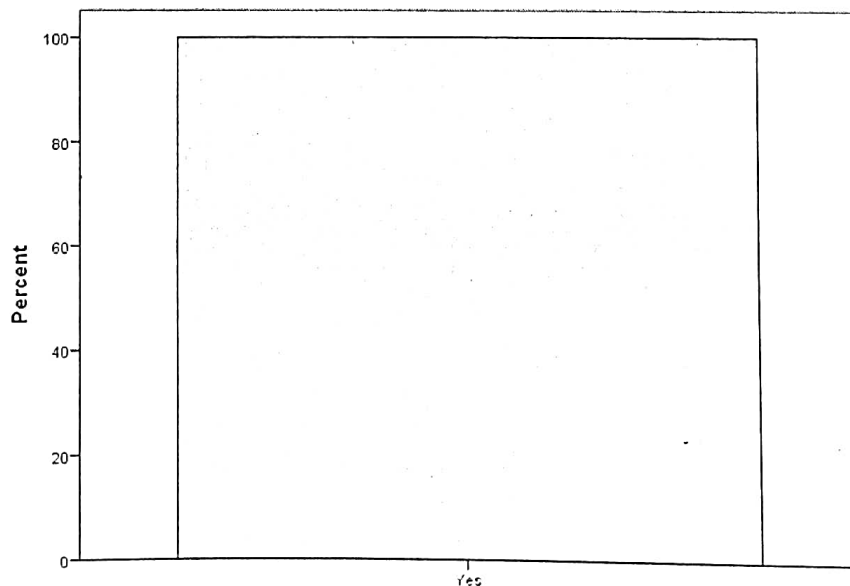


Fig 13: Curriculum structure relevant to the progress of higher education



E.H.

The prescribed curriculum design helped you to gain knowledge

S. No	The prescribed curriculum design helped you to gain knowledge	Frequency	Percent
1.	Yes	5	100.0
Total		5	100.0

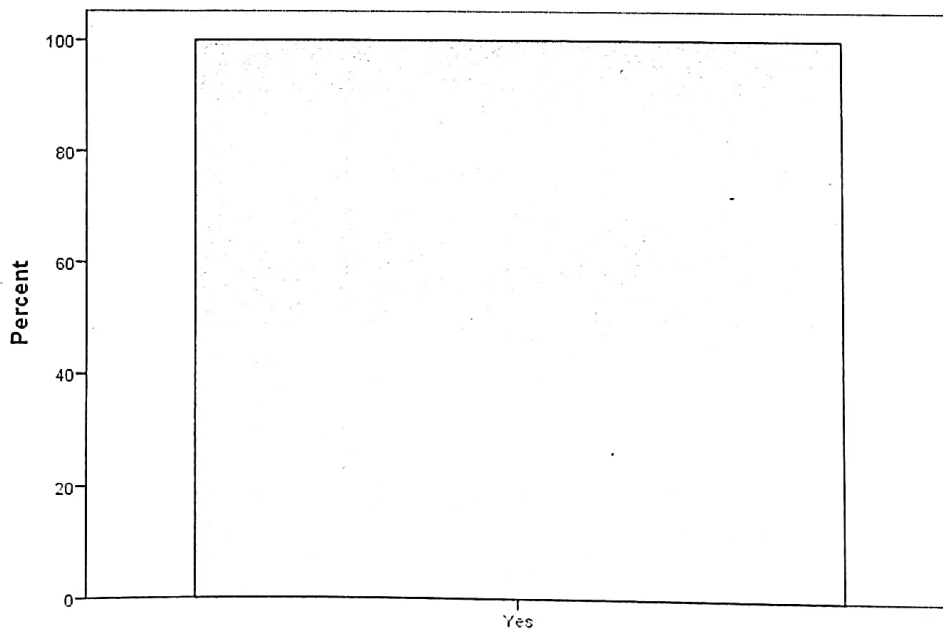


Fig 14: The prescribed curriculum design helped you to gain knowledge



TEACHER'S FEEDBACK 2022- 2023

MSW (HRM)

ODD Semester

Synchronization of theory and practical

S.NO	Synchronization of theory and practical	Frequency	Percent
1.	Very Good	1	33.3
2.	Excellent	2	66.7
Total		3	100

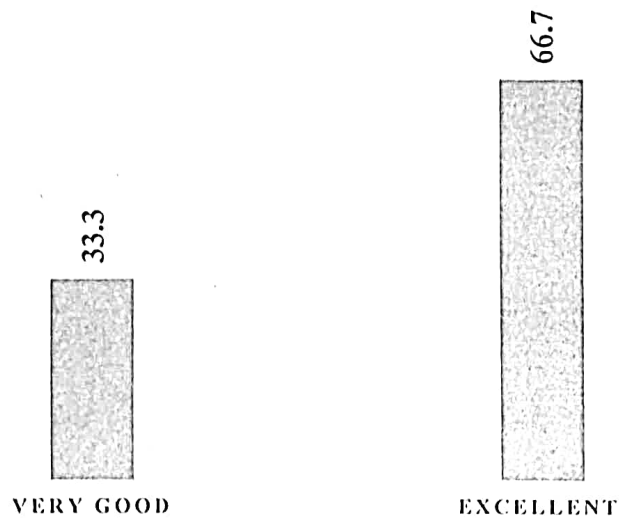


Fig 1: Synchronization of theory and practical

E. h.



Availability of textbooks / Materials

S.NO	Availability of textbooks / Materials	Frequency	Percent
1.	Very Good	2	66.7
2.	Excellent	1	33.3
Total		3	100

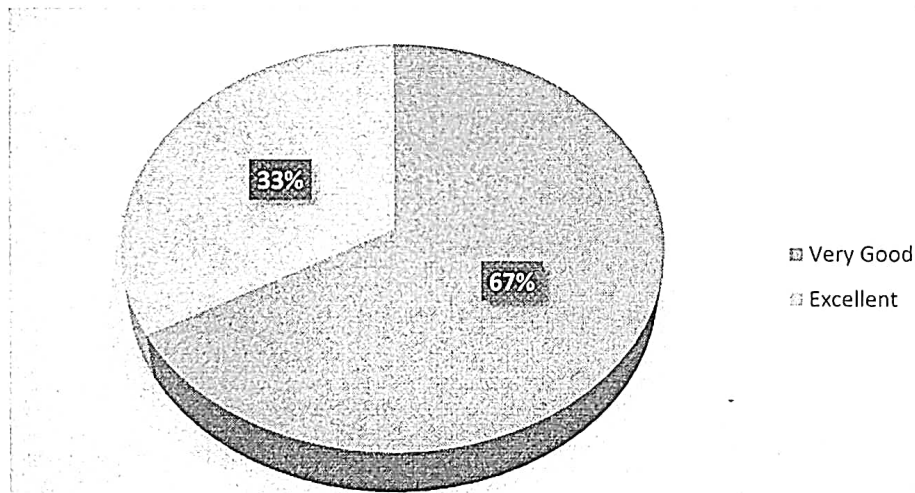


Fig 2: Availability of textbooks / Materials

E. Lio



Coverage of modern / advanced topics

S. NO	Coverage of modern / advanced topics	Frequency	Percent
1.	Very Good	2	66.7
2.	Excellent	1	33.3
Total		3	100

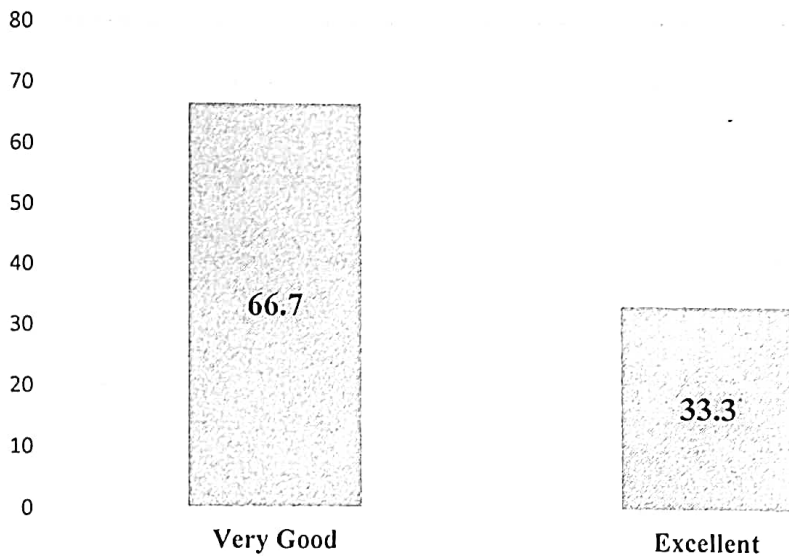


Fig 3: Coverage of modern / advanced topics



Subject Satisfaction

S.NO	Subject Satisfaction	Frequency	Percent
1.	Very Good	1	33.3
2.	Excellent	2	66.7
Total		3	100

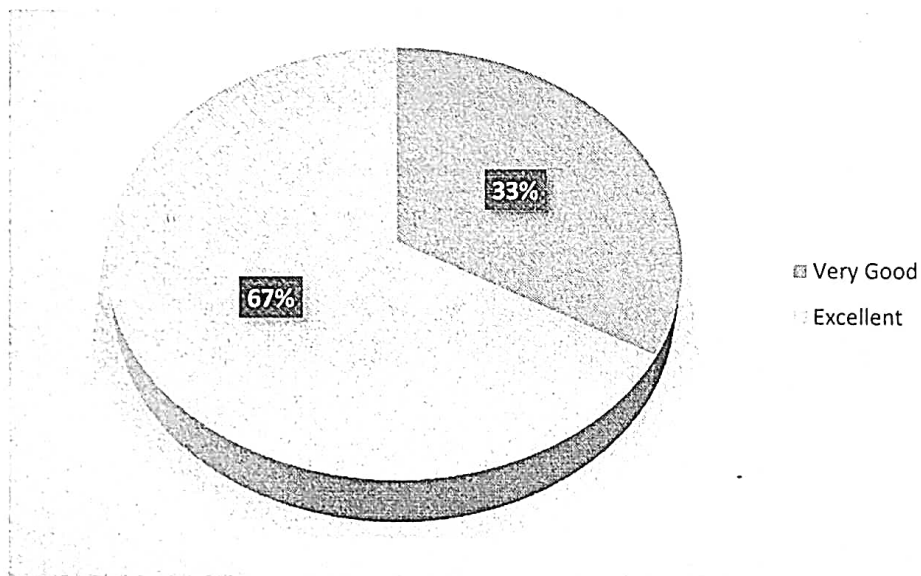


Fig 4: Subject Satisfaction



Usage of Technology and Teaching Aids

S.NO	Usage of Technology and Teaching Aids	Frequency	Percent
1.	Very Good	2	66.7
2.	Excellent	1	33.3
Total		3	100




Fig 5: Usage of Technology and Teaching Aids



Students Follow up

S.NO	Students Follow up	Frequency	Percent
1.	Very Good	1	33.3
2.	Excellent	2	66.7
Total		3	100




Fig 6: Students Follow up


E. his
DEPT. OF SOCIAL WORK (M.B.A.S.)
TIRUPATTUR
635 601
S.H. COLLEGE

Usefulness of Tests and Assignments

S.NO	Usefulness of Tests and Assignments	Frequency	Percent
1.	Very Good	2	66.7
2.	Excellent	1	33.3
Total		3	100



VERY GOOD



EXCELLENT

Fig 7: Usefulness of Tests and Assignments



Overall rating during the programme of study

S. No	Overall rating during the programme of study	Frequency	Percent
1.	Very Good	1	33.3
2.	Excellent	2	66.7
Total		3	100

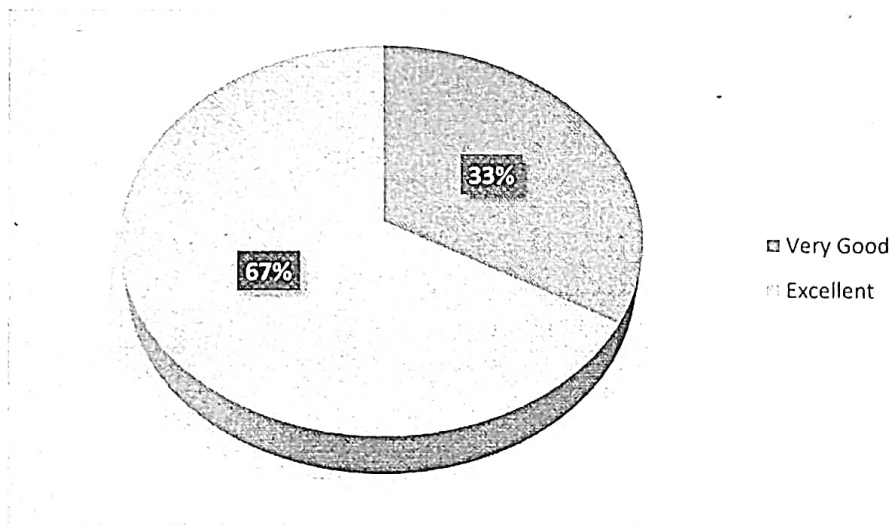


Fig 8: Overall rating during the programme of study



Curriculum is helpful in making as an entrepreneur

S. No	Curriculum is helpful in making as an entrepreneur	Frequency	Percent
1.	Agree	2	66.7
2.	Strongly Agree	1	33.3
Total		3	100

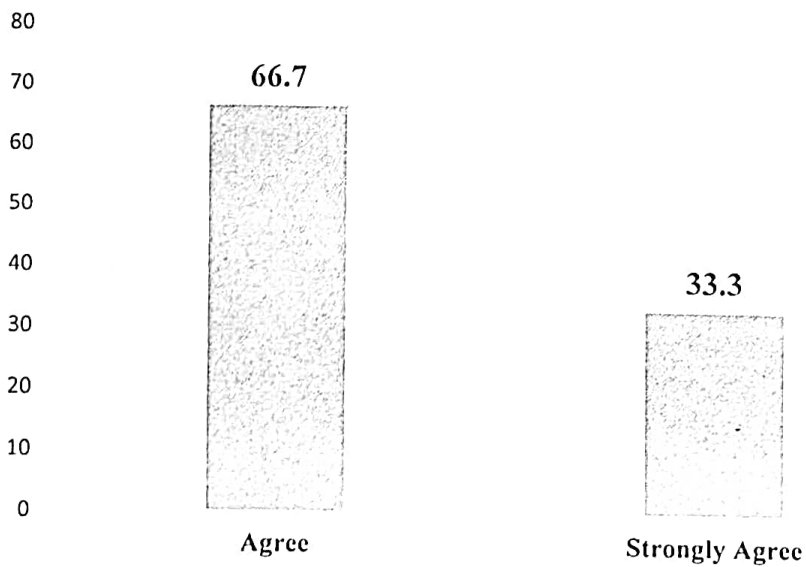


Fig 9: Curriculum is helpful in making you as an entrepreneur



E. Siva

Curriculum helpful to adapt career

S. No	Curriculum helpful to adapt career	Frequency	Percent
1.	Yes	3	100
Total		3	100

Percent

[PERCENTAGE
]

Fig 10: Curriculum helpful to adapt career



E. hi

Curriculum structure kindled research aptitude

S. No	Curriculum structure kindled research aptitude	Frequency	Percent
1.	Yes	3	100
Total		3	100

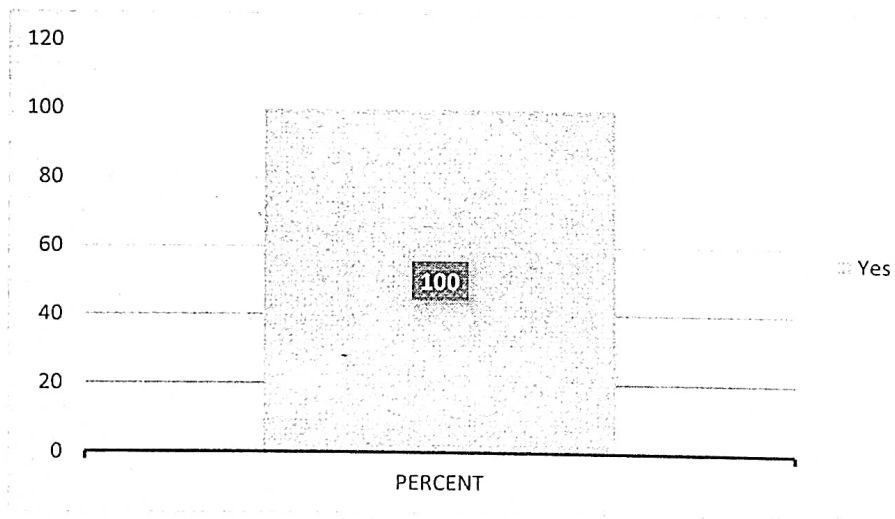


Fig 11: Curriculum structure kindled research aptitude



E. K.

Curriculum design applicable to real life situation

S. No	Curriculum design applicable to real life situation	Frequency	Percent
1.	Yes	3	100
Total		5	100




Fig 12: curriculum design applicable to real life situation



E. h

Curriculum structure relevant to the progress of higher education

S. No	Curriculum structure relevant to the progress of higher education	Frequency	Percent
1.	Yes	3	100
Total		3	100



Fig 13: Curriculum structure relevant to the progress of higher education



E.lio

The prescribed curriculum design helped you to gain knowledge

S. No	The prescribed curriculum design helped you to gain knowledge	Frequency	Percent
1.	Yes	3	100
Total		3	100

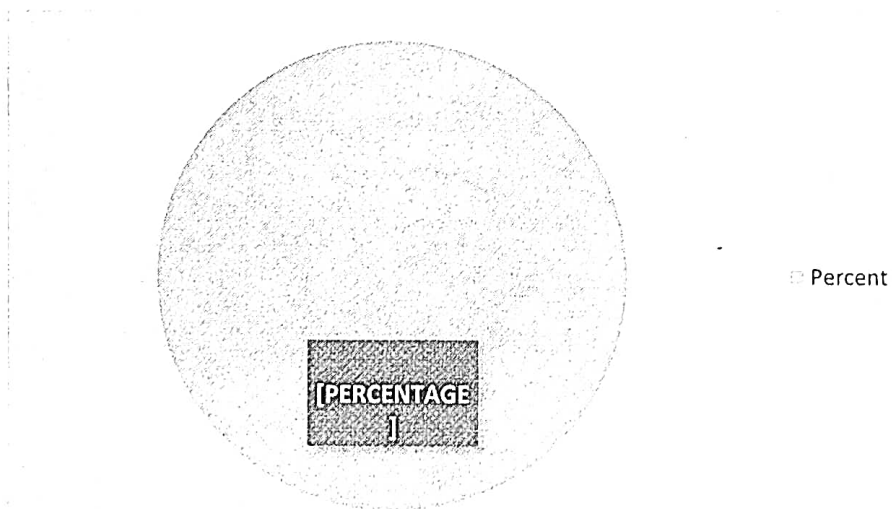


Fig 14: The prescribed curriculum design helped you to gain knowledge



E.hio

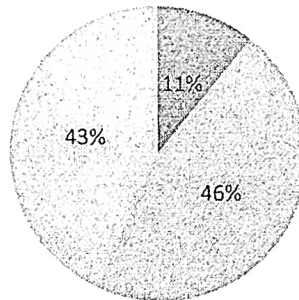
STUDENTS FEEDBACK 2022- 2023

MSW (HRM)

ODD SEMESTER

Synchronization of Theory and Practical

S. No	Frequency	Percent
Good	4	10.8
Very Good	17	45.9
Excellent	16	43.2
Total	37	100.0



■ Good ■ Very Good ■ Excellent

Fig1: Synchronization of Theory and Practical

Availability of Textbooks Study materials

S. No	Frequency	Percent
Good	4	10.8
Very Good	19	51.4
Excellent	14	37.8
Total	37	100.0



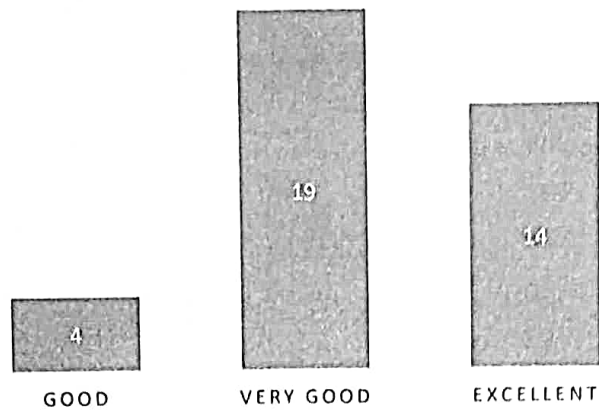
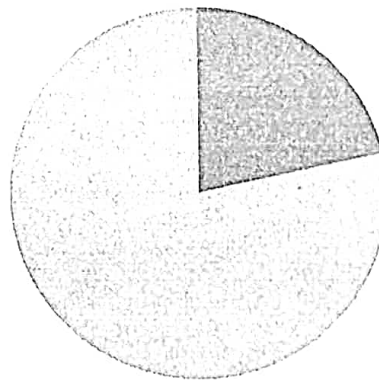


Fig2: Availability of Textbooks Study materials

Coverage of Modern Advance Topics

S. No	Frequency	Percent
Good	8	21.6
Very Good	17	45.9
Excellent	12	32.4
Total	37	100.0



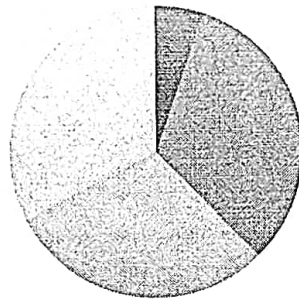
□ Good □ Very Good □ Excellent

Fig3: Coverage of Modern Advance Topics

Subject Satisfaction

E. K.
 DEPT. OF SOCIAL WORK (H.R.M.)
 TIRUPATTUR
 635 601
 H.S. COLLEGE

S. No	Frequency	Percent
Satisfactory	2	5.4
Good	12	32.4
Very Good	11	29.7
Excellent	12	32.4
Total	37	100.0



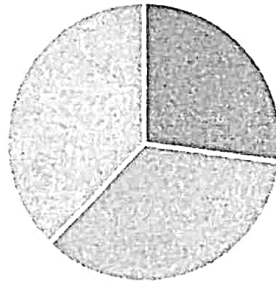
■ Satisfactory ■ Good ■ Very Good ■ Excellent

Fig 4: Subject Satisfaction

Usage of Techlogy and Teaching Aids

S. No	Frequency	Percent
Good	10	27.0
Very Good	13	35.1
Excellent	14	37.8
Total	37	100.0



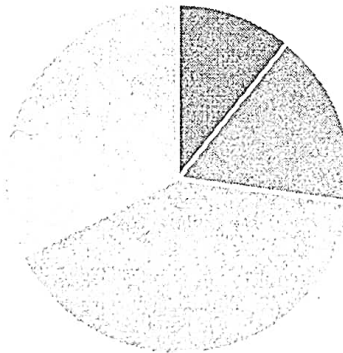


■ Good ■ Very Good ■ Excellent

Fig 5: Usage of Techlogy and Teaching Aids

Students Follow up

S. No	Frequency	Percent
Satisfactory	4	10.8
Good	6	16.2
Very Good	15	40.5
Excellent	12	32.4
Total	37	100.0



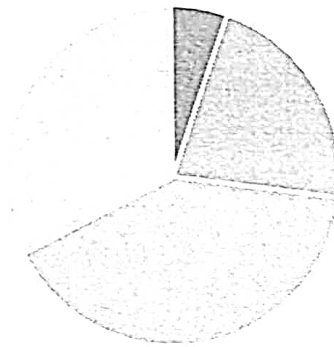
■ Satisfactory ■ Good ■ Very Good ■ Excellent

Fig 6: Students Follow up



Usefulness of Tests and Assignments

S. No	Frequency	Percent
Satisfactory	2	5.4
Good	8	21.6
Very Good	15	40.5
Excellent	12	32.4
Total	37	100.0



■ Satisfactory ■ Good ■ Very Good ■ Excellent

Fig 7: Usefulness of Tests and Assignments

Overall rating during the program of study

S. No	Frequency	Percent
Satisfactory	2	5.4
Good	6	16.2
Very Good	17	45.9
Excellent	12	32.4
Total	37	100.0



The prescribed curriculum design helped you to gain knowledge

S. No	Frequency	Percent
No	2	5.4
yes	35	94.6
Total	37	100.0

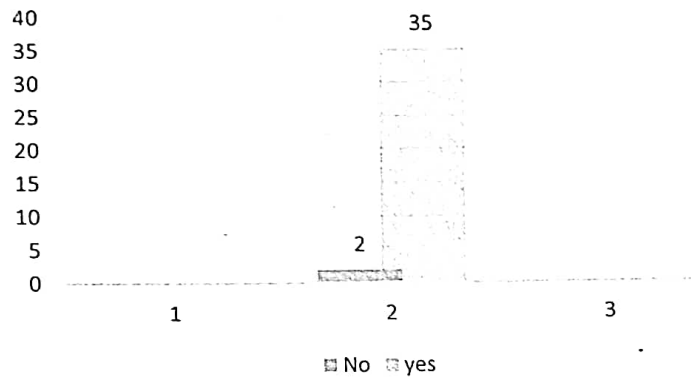



Fig 8: The prescribed curriculum design helped you to gain knowledge

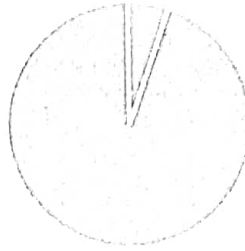
The curriculum structure progress of higher education

S. No	Frequency	Percent
No	2	5.4
yes	35	94.6
Total	37	100.0



Has the curriculum structure Kindled research aptitude

S. No	Frequency	Percent
No	2	5.4
yes	35	94.6
Total	37	100.0



□ No □ yes

Fig 9: curriculum structure Kindled research aptitude

Has the curriculum structure Kindled research aptitude

S. No	Frequency	Percent
Yes	37	100.0

Is the curriculum structure helpful your career

S. No	Frequency	Percent
No	4	10.8
yes	33	89.2
Total	37	100.0

E. his



The curriculum is helpful to making you as an entrepreneur

S. No	Frequency	Percent
Disagree	2	5.4
Neutral	14	37.8
Strongly Agree	21	56.8
Total	37	100.0

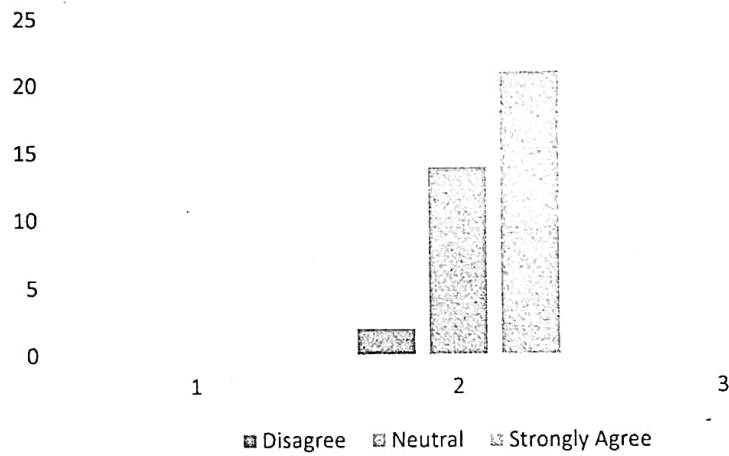


Fig 10: The curriculum is helpful to making you as an entrepreneur



**P. G. Department of Social Work (HRM)
Sacred Heart College, Tirupattur - 635601
Feedback analysis**

**Action Taken Report
2022-2023
EVEN SEMESTER**

Based on the Feedback collected from different stakeholders (students, Faculty, Alumni, Peer Educators, Industry Experts), department has taken the suggestions to the Board of Studies for discussion. In the BoS meeting feedback analysis report was presented. Experts came out with different suggestions regarding the curriculum feedback and suggestions. Their opinion and suggestion were recorded in the Board of Studies minutes (October 2023) and based on the minutes department has taken the following actions,

1. Second MSW students will be going for 45 days of internship in their semester IV instead of two full months.
2. Since the members suggested to offer a greater number of training programs for the students, the department has offered Personality Development Training, HR Analytics Workshop and Professional Computer Skills to the students.
3. The members of the board suggested to take students more industrial visits and thus the department took the students to Manufacturing Industries, Hotel Industry and Hospital Setting to expose them to the functions of HR.
4. Students will be given chance to organise one conference/workshop/seminar in large scale during their second year and this credit will be added in the IV semester leadership and team building skill course.
5. Experts suggested to start a placement cell which is completely administered by the students. So, the department started a placement cell and students are coordinating the events through that cell.
6. Experts also recommended to offer more soft skill courses to the students so the department has introduced leadership and team building and Life Skill for Management.
7. Since students suggested for political awareness, a club was dedicated specially to political knowledge in which students organise programs debate, awareness and knowledge sharing related to general and office politics.
8. Students present HR Glossary and recent updates in labour law during the good morning talk to keep them updated with the current HR knowledge.
9. Equal importance to academic and non academic activities are given in the department and to prove it there are different clubs like Sports club, Political club, nature club, media and publication club, spiritual club, academic club, cultural club under the association. Through these clubs students get chances to learn and develop their leadership skills.



E. S. S.

ACADEMIC PEERS FEEDBACK 2022- 2023

MSW (HRM)

EVEN SEMESTER

Synchronization of theory and practical

S.NO	Synchronization of theory and practical	Frequency	Percent
1.	Excellent	2	22.2
2.	Very Good	2	22.2
3.	Good	1	11.1
Total		5	100.0




Fig 1: Synchronization of theory and practical

E. K. S.



Availability of textbooks / Materials

S.NO	Availability of textbooks / Materials	Frequency	Percent
1.	Very Good	3	33.3
2.	Good	2	22.2
Total		5	100.0

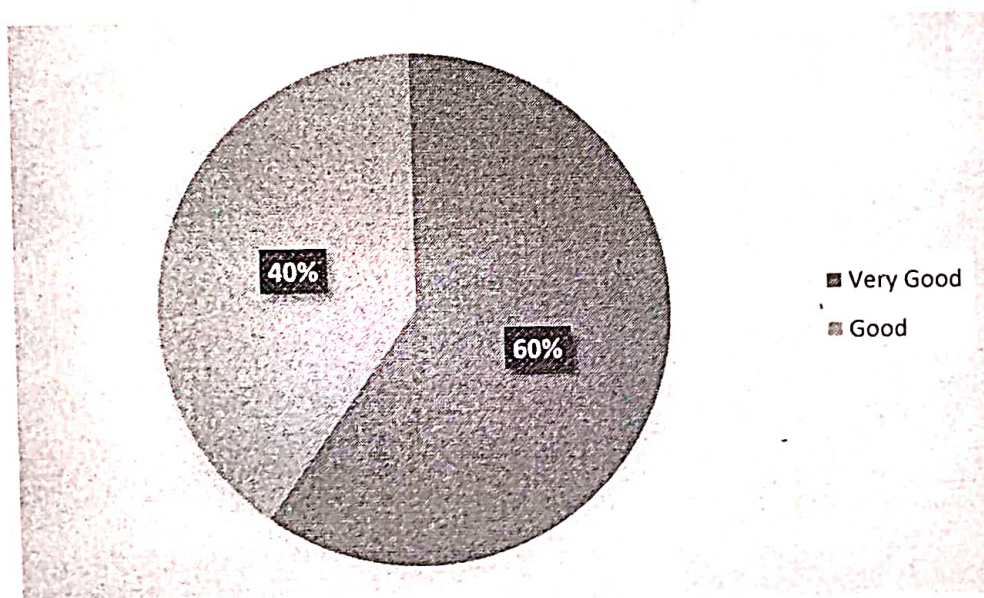


Fig 2: Availability of textbooks / Materials



Coverage of modern / advanced topics

S. NO	Coverage of modern / advanced topics	Frequency	Percent
1.	Excellent	1	11.1
2.	Very Good	2	22.2
3.	Good	1	11.1
4.	Satisfactory	1	11.1
Total		5	100.0

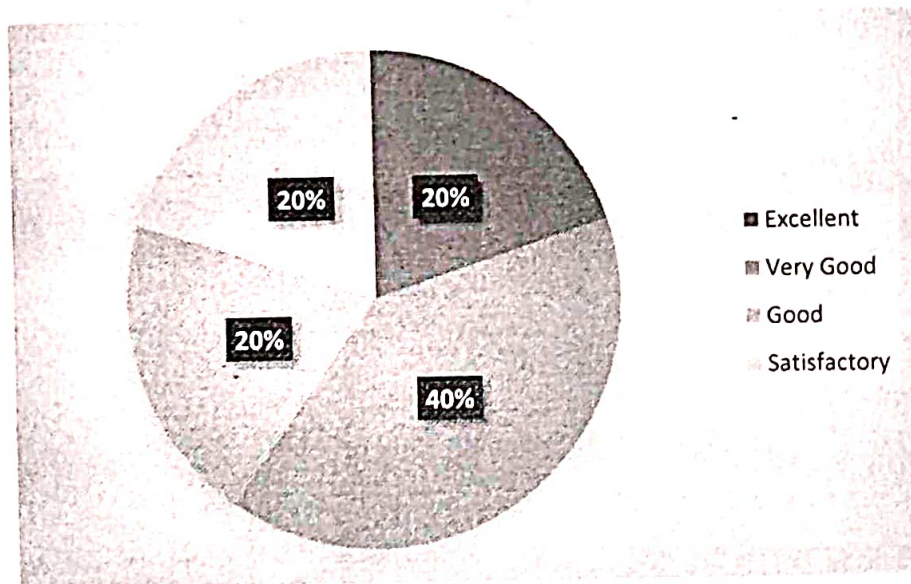


Fig 3: Coverage of modern / advanced topics

E. h

DEPT. OF SOCIAL WORK (B.)
TIRUPATTUR
635 601
S.H. COLLEGE

SUBJECT SATISFACTION

S.NO	Subject Satisfaction	Frequency	Percent
1.	Excellent	3	33.3
2.	Very Good	1	11.1
3.	Good	1	11.1
Total		5	100.0

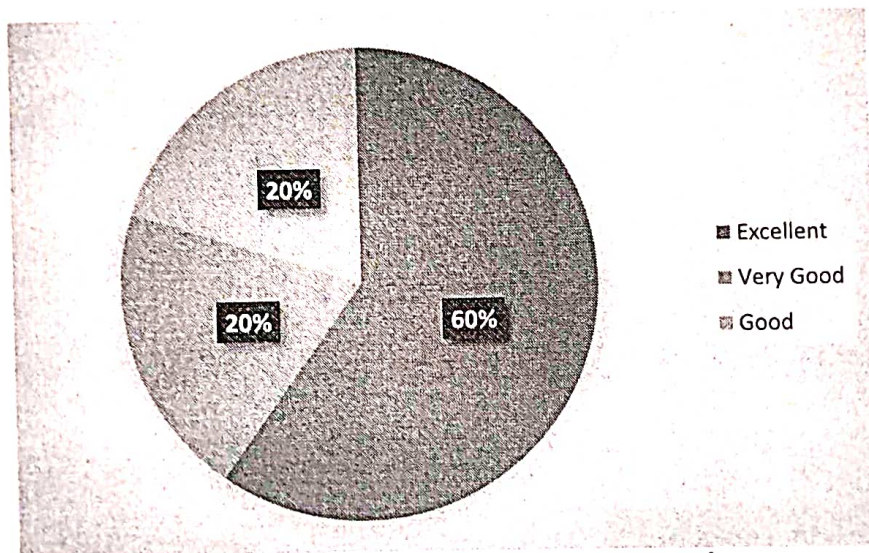


Fig 4: Subject Satisfaction

E. L.



Usage of Technology and Teaching Aids

S.NO	Usage of Technology and Teaching Aids	Frequency	Percent
1.	Excellent	3	33.3
2.	Very Good	1	11.1
3.	Good	1	11.1
Total		5	100.0

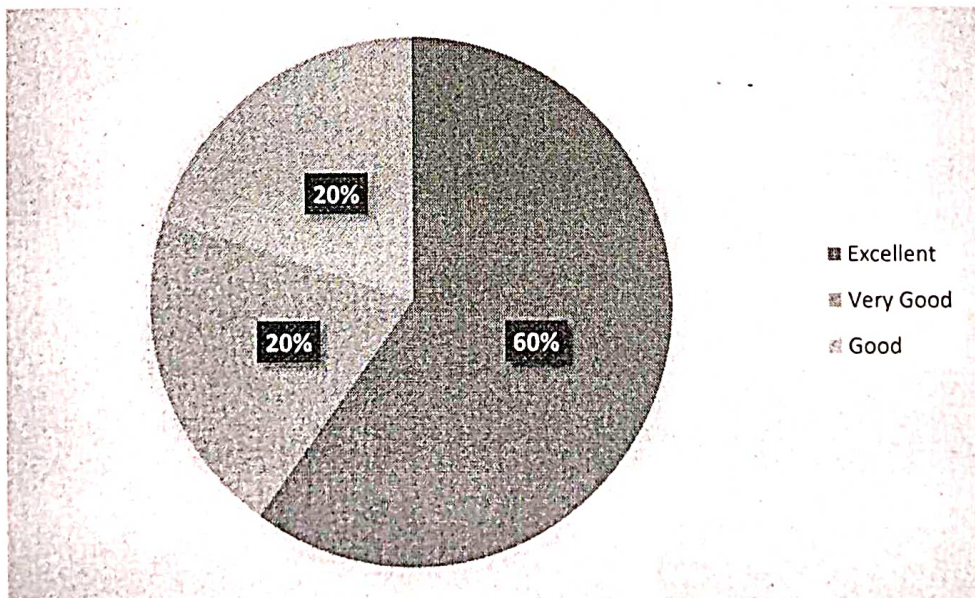


Fig 5: Usage of Technology and Teaching Aids



Students Follow up

S.NO	Students Follow up	Frequency	Percent
1.	Excellent	2	22.2
2.	Very Good	2	22.2
3.	Good	1	11.1
Total		5	100.0




Fig 6: Students Follow up



Usefulness of Tests and Assignments

S.NO	Usefulness of Tests and Assignments	Frequency	Percent
1.	Very Good	4	80.0
2.	Excellent	1	20.0
Total		5	100.0

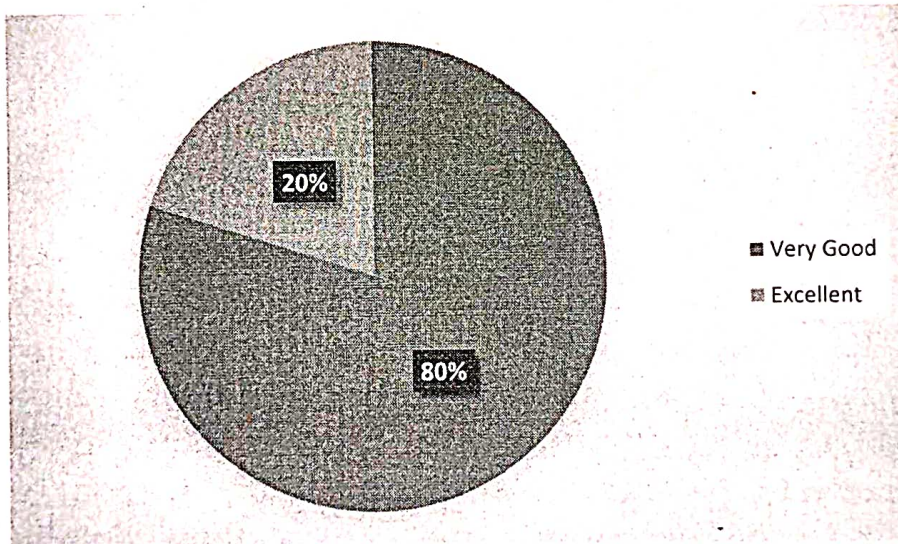


Fig 7: Usefulness of Tests and Assignments



Overall rating during the programme of study

S. No	Overall rating during the programme of study	Frequency	Percent
1.	Very Good	2	40.0
2.	Excellent	3	60.0
Total		5	100.0




Fig 8: Overall rating during the programme of study

E. K.



Curriculum is helpful in making as an entrepreneur

S. No	Curriculum is helpful in making as an entrepreneur	Frequency	Percent
1.	Strongly Agree	1	11.1
2.	Agree	2	22.2
3.	Neutral	2	22.2
Total		5	100.0

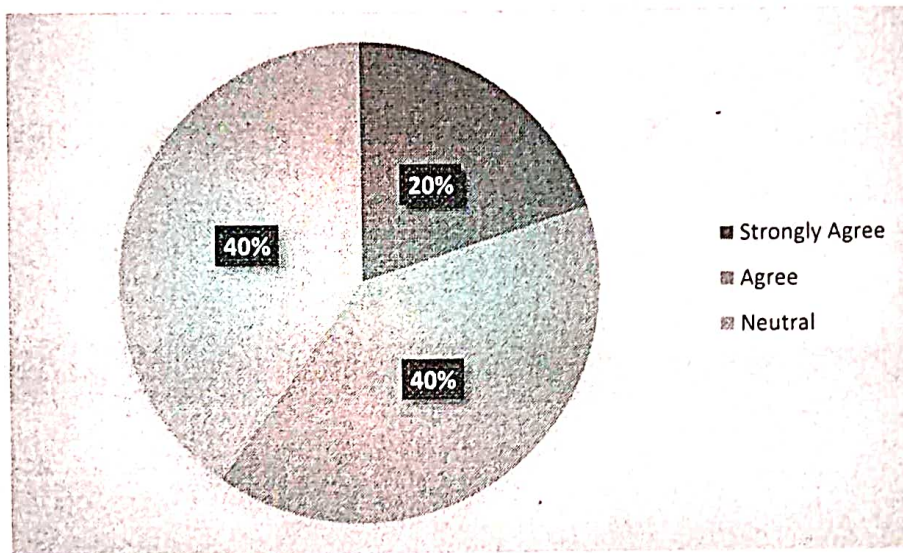


Fig 9: Curriculum is helpful in making you as an entrepreneur

E. S. S.



Curriculum helpful to adapt career

S. No	Curriculum helpful to adapt career	Frequency	Percent
1.	Yes	5	100.0
Total		5	100.0




Fig 10: Curriculum helpful to adapt career

Curriculum structure kindled research aptitude

S. No	Curriculum structure kindled research aptitude	Frequency	Percent
1.	Yes	5	100.0
Total		5	100.0




Fig 11: Curriculum structure kindled research aptitude

E. K.
SOCIAL WORK (HRM)
IRUPATTUR
635 601
S.H. COLLEGE

Curriculum design applicable to real life situation

S. No	Curriculum design applicable to real life situation	Frequency	Percent
1.	Yes	5	100.0
Total		5	100.0





Fig 12: Curriculum design applicable to real life situation

F. 



Curriculum structure relevant to the progress of higher education

S. No	Curriculum structure relevant to the progress of higher education	Frequency	Percent
1.	Yes	5	100.0
Total		5	100.0




Fig 13: Curriculum structure relevant to the progress of higher education



The prescribed curriculum design helped you to gain knowledge

S. No	The prescribed curriculum design helped you to gain knowledge	Frequency	Percent
1.	Yes	5	100.0
Total		5	100.0




Fig 14: The prescribed curriculum design helped you to gain knowledge

F. K.
DEPT. OF SOCIAL WORK (IRMA)
TIRUPATTUR
635 601
S.H. COLLEGE

EMPLOYER'S FEEDBACK 2022- 2023

MSW (HRM)

EVEN SEMESTER

Synchronization of theory and practical

S.NO	Synchronization of theory and practical	Frequency	Percent
1.	Very Good	4	80.0
2.	Excellent	1	20.0
Total		5	100.0

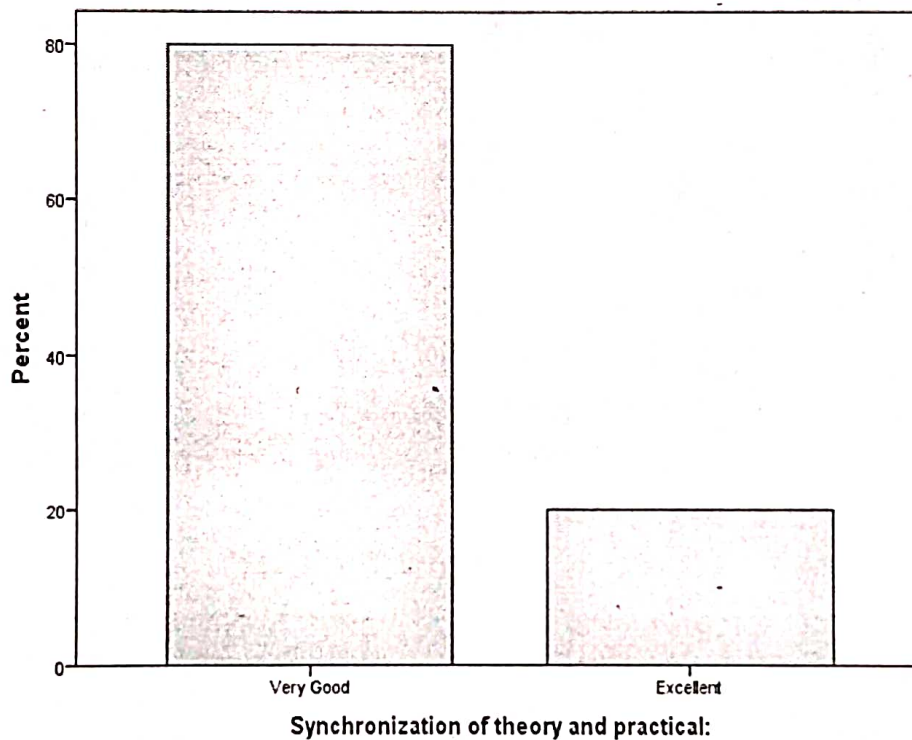


Fig 1: Synchronization of theory and practical

E. Lio



Availability of textbooks / Materials

S.NO	Availability of textbooks / Materials	Frequency	Percent
1.	Very Good	5	100.0
Total		5	100.0




Fig 2: Availability of textbooks / Materials

E. H. S.
DEPT. SOCIAL WORK
Pin- 635 601
S.H. COLLEGE

Coverage of modern / advanced topics

S. NO	Coverage of modern / advanced topics	Frequency	Percent
1.	Very Good	4	80.0
2.	Excellent	1	20.0
Total		5	100.0




Fig 3: Coverage of modern / advanced topics

E. Lio



SUBJECT SATISFACTION

S.NO	Subject Satisfaction	Frequency	Percent
1.	Very Good	1	20.0
2.	Excellent	4	80.0
Total		5	100.0

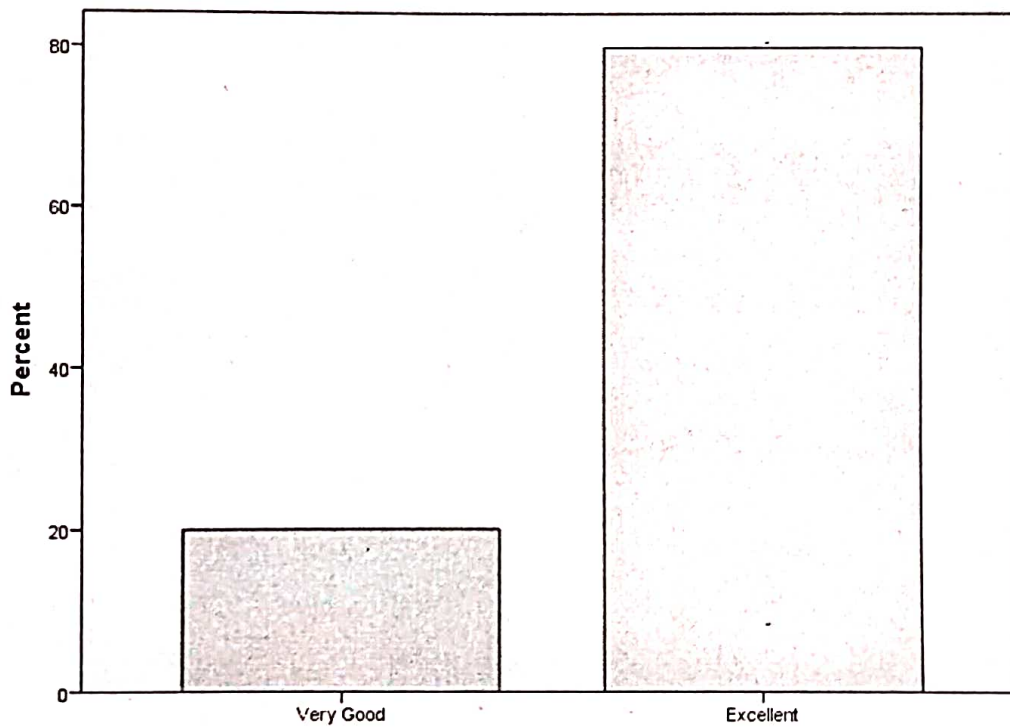


Fig 4: Subject Satisfaction

E. hio



Usage of Technology and Teaching Aids

S.NO	Usage of Technology and Teaching Aids	Frequency	Percent
1.	Very Good	5	100.0
Total		5	100.0





Fig 5: Usage of Technology and Teaching Aids



Students Follow up

S.NO	Students Follow up	Frequency	Percent
1.	Very Good	2	40.0
2.	Excellent	3	60.0
Total		5	100.0




Fig 6: Students Follow up



Usefulness of Tests and Assignments

S.NO	Usefulness of Tests and Assignments	Frequency	Percent
1.	Very Good	4	80.0
2.	Excellent	1	20.0
Total		5	100.0


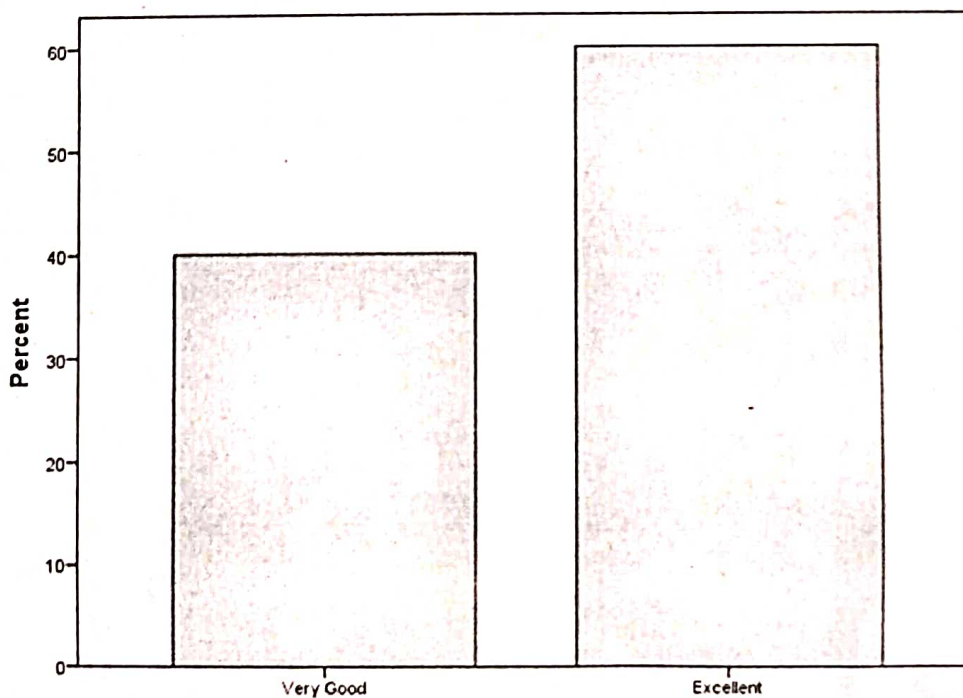


Fig 7: Usefulness of Tests and Assignments



Overall rating during the programme of study

S. No	Overall rating during the programme of study	Frequency	Percent
1.	Very Good	2	40.0
2.	Excellent	3	60.0
Total		5	100.0



F. h



Fig 8: Overall rating during the programme of study

Curriculum is helpful in making as an entrepreneur

S. No	Curriculum is helpful in making as an entrepreneur	Frequency	Percent
1.	Agree	3	60.0
2.	Strongly Agree	2	40.0
Total		5	100.0

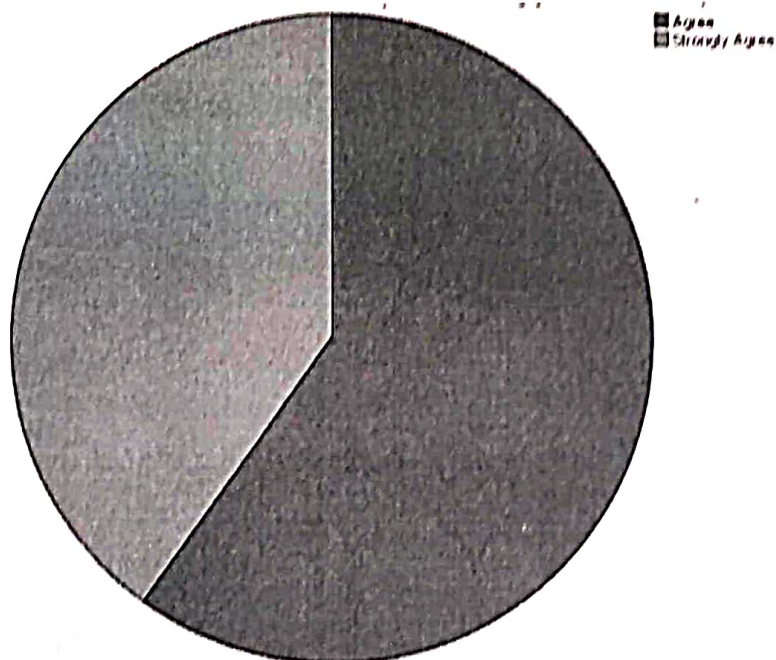


Fig 9: Curriculum is helpful in making you as an entrepreneur



Curriculum helpful to adapt career

S. No	Curriculum helpful to adapt career	Frequency	Percent
1.	Yes	5	100.0
Total		5	100.0






Fig 10: Curriculum helpful to adapt career

Curriculum structure kindled research aptitude

S. No	Curriculum structure kindled research aptitude	Frequency	Percent
1.	Yes	5	100.0
Total		5	100.0



E. H. S.



Fig 11: Curriculum structure kindled research aptitude

Curriculum design applicable to real life situation

S. No	Curriculum design applicable to real life situation	Frequency	Percent
1.	Yes	5	100.0
Total		5	100.0

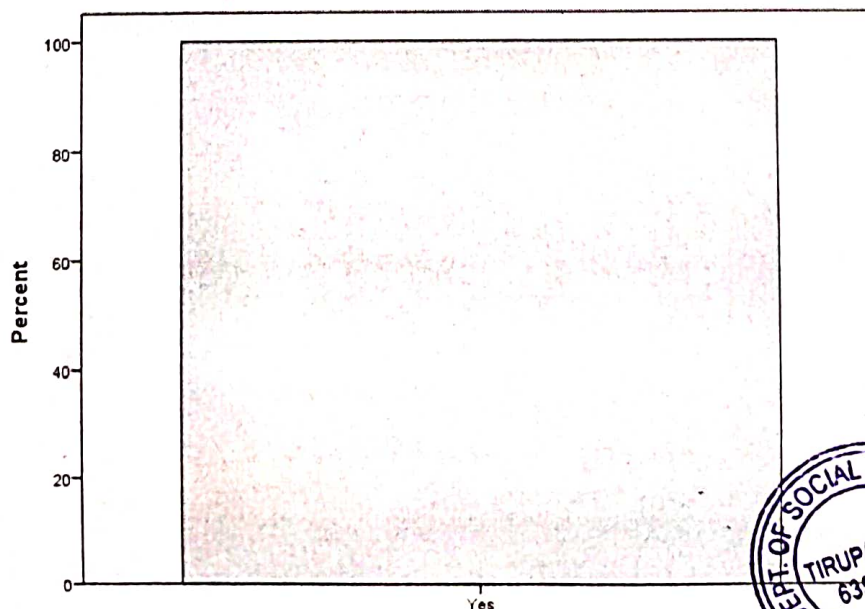


Fig 12: Is the curriculum design applicable to real life situation?

Curriculum structure relevant to the progress of higher education

S. No	Curriculum structure relevant to the progress of higher education	Frequency	Percent
1.	Yes	5	100.0
Total		5	100.0




Fig 13: Curriculum structure relevant to the progress of higher education



E. hio

The prescribed curriculum design helped you to gain knowledge

S. No	The prescribed curriculum design helped you to gain knowledge	Frequency	Percent
1.	Yes	5	100.0
Total		5	100.0




Fig 14: The prescribed curriculum design helped you to gain knowledge



TEACHERS'S FEEDBACK 2022- 2023

MSW (HRM)

EVEN SEMESTER

Synchronization of theory and practical

S.NO	Synchronization of theory and practical	Frequency	Percent
1.	Very Good	2	66.7
2.	Excellent	1	33.3
Total		3	100

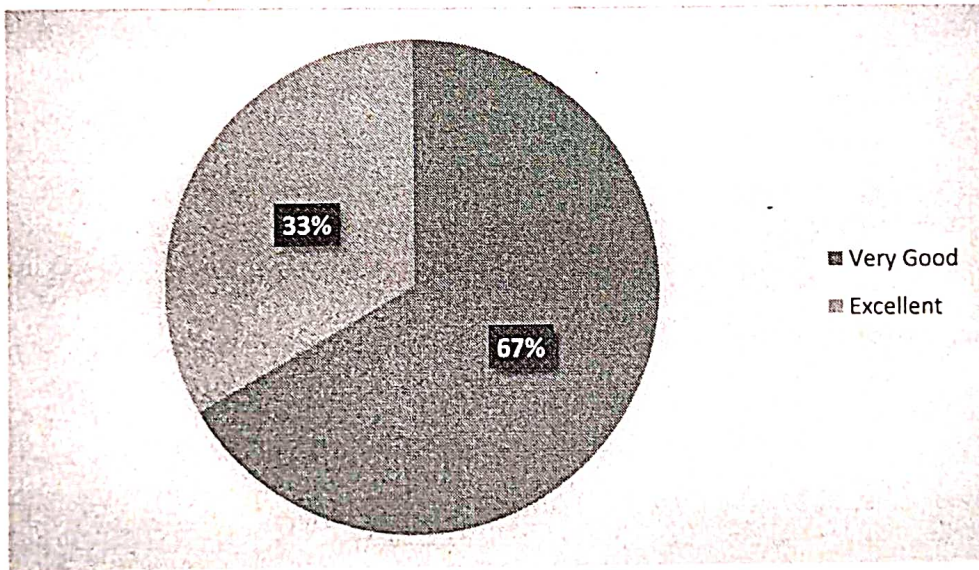


Fig 1: Synchronization of theory and practical

E. ho



Availability of textbooks / Materials

S.NO	Availability of textbooks / Materials	Frequency	Percent
1.	Very Good	1	33.3
2.	Excellent	2	66.7
Total		3	100

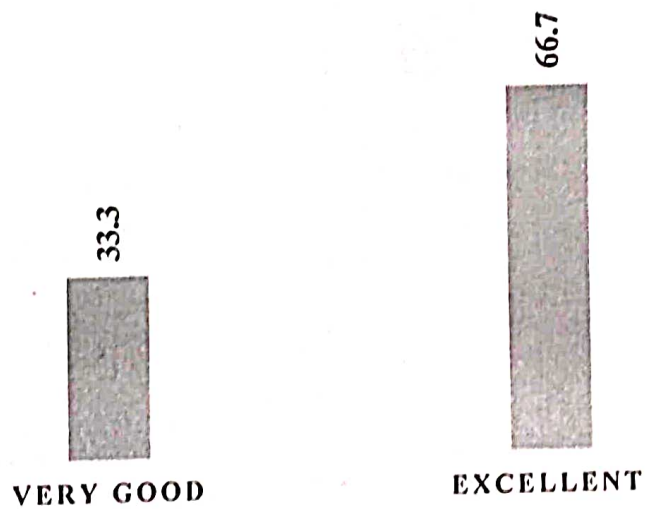


Fig 2: Availability of textbooks / Materials



Coverage of modern / advanced topics

S. NO	Coverage of modern / advanced topics	Frequency	Percent
1.	Very Good	1	33.3
2.	Excellent	2	66.7
Total		3	100

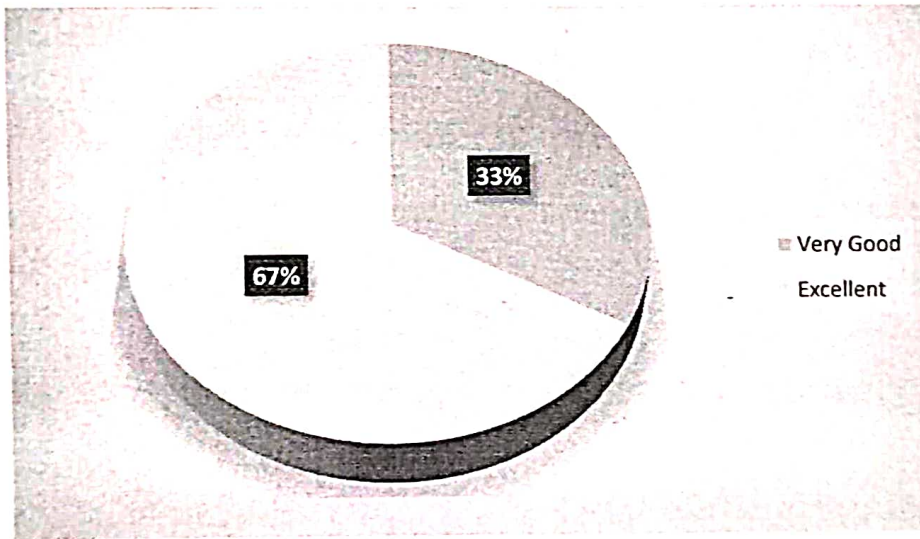


Fig 3: Coverage of modern / advanced topics

E. L. S.



Subject Satisfaction

S.NO	Subject Satisfaction	Frequency	Percent
1.	Very Good	2	66.7
2.	Excellent	1	33.3
Total		3	100




Fig 4: Subject Satisfaction

E.lio



Usage of Technology and Teaching Aids

S.NO	Usage of Technology and Teaching Aids	Frequency	Percent
1.	Very Good	1	33.3
2.	Excellent	2	66.7
Total		3	100

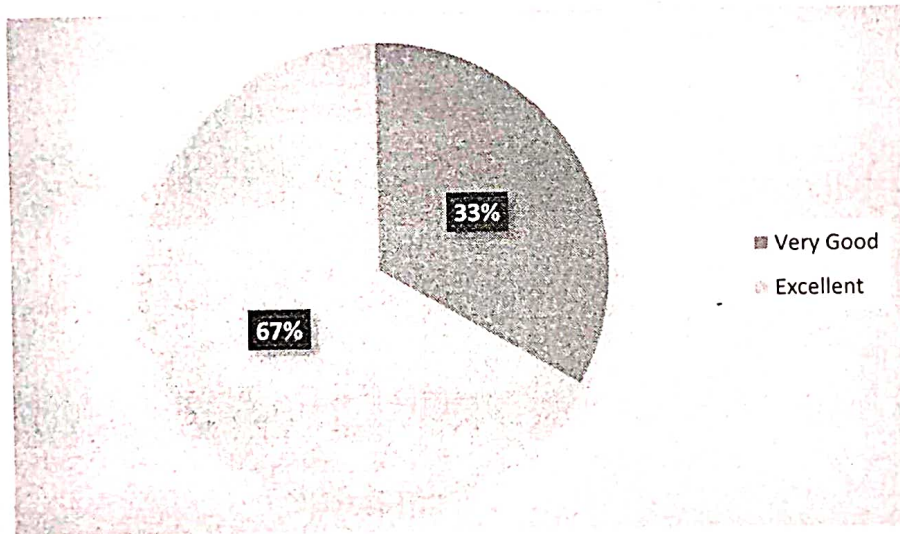


Fig 5: Usage of Technology and Teaching Aids

E. his



Students Follow up

S.NO	Students Follow up	Frequency	Percent
1.	Very Good	2	66.7
2.	Excellent	1	33.3
Total		3	100

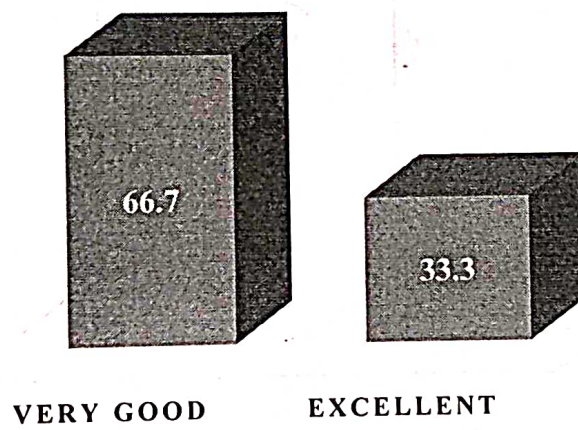


Fig 6: Students Follow up

E. L.



Usefulness of Tests and Assignments

S.NO	Usefulness of Tests and Assignments	Frequency	Percent
1.	Excellent	3	100
Total		3	100




Fig 7: Usefulness of Tests and Assignments

E. K. S.



Overall rating during the programme of study

S. No	Overall rating during the programme of study	Frequency	Percent
1.	Very Good	2	66.7
2.	Excellent	1	33.3
Total		3	100

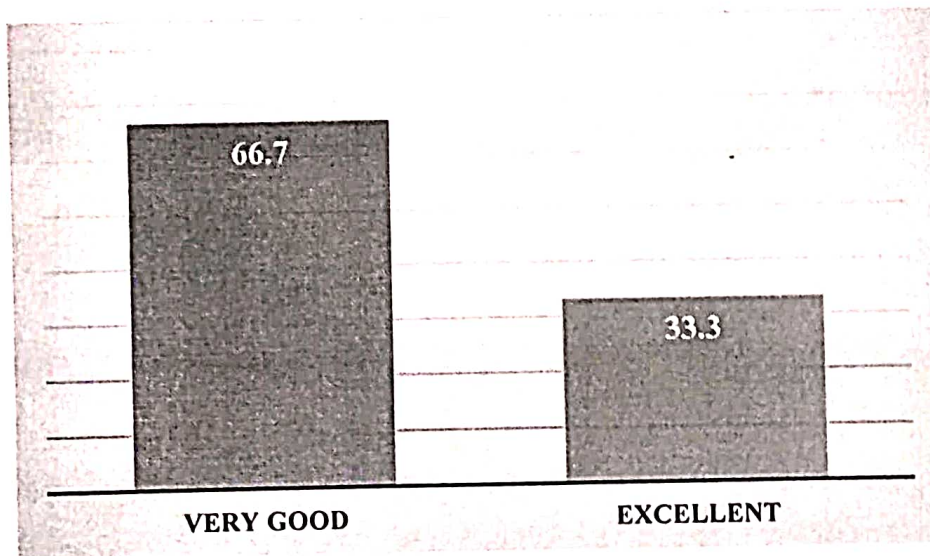


Fig 8: Overall rating during the programme of study

E. K.



Curriculum is helpful in making as an entrepreneur

S. No	Curriculum is helpful in making as an entrepreneur	Frequency	Percent
1.	Agree	1	33.3
2.	Strongly Agree	2	66.7
Total		3	100

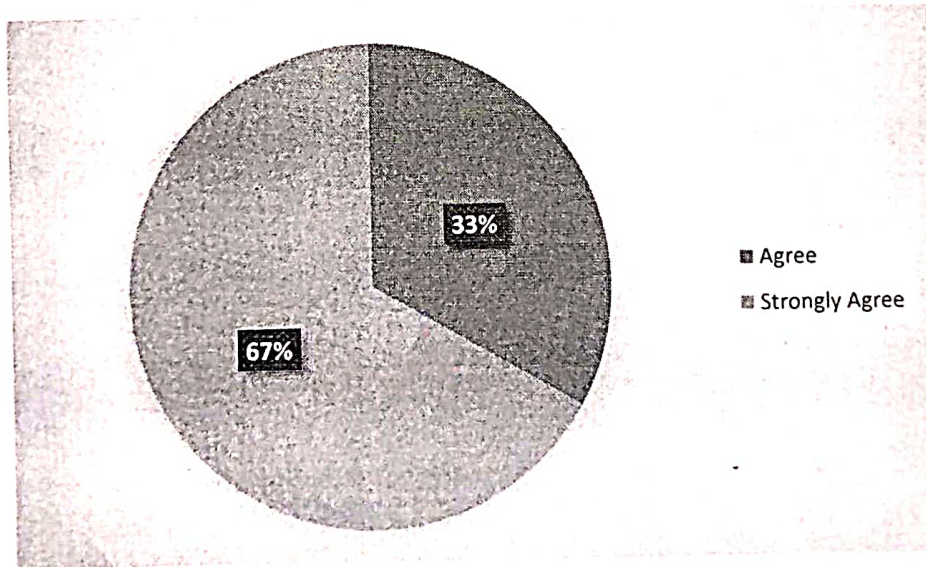


Fig 9: Curriculum is helpful in making you as an entrepreneur

F. h



Curriculum helpful to adapt career

S. No	Curriculum helpful to adapt career	Frequency	Percent
1.	Yes	3	100
Total		3	100

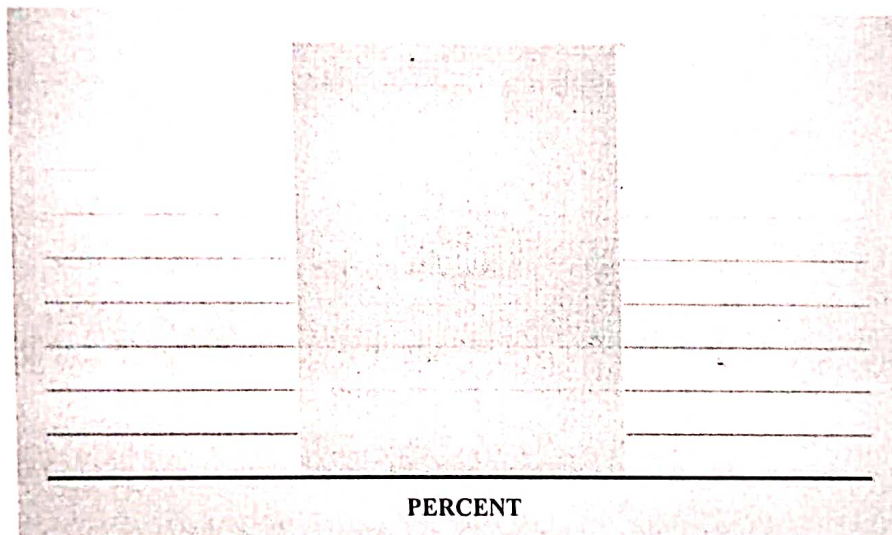


Fig 10: Curriculum helpful to adapt career



Curriculum structure kindled research aptitude

S. No	Curriculum structure kindled research aptitude	Frequency	Percent
1.	Yes	3	100
Total		3	100




Fig 11: Curriculum structure kindled research aptitude

F. K. S.
DEPT. OF SOCIAL WORK (HRM)
TIRUPATTUR
635 601
S.H. COLLEGE

Curriculum design applicable to real life situation

S. No	Curriculum design applicable to real life situation	Frequency	Percent
1.	Yes	3	100
Total		5	100



Fig 12: curriculum design applicable to real life situation

E. K. S.

DEPT. OF SOCIAL WORK (HRM)
TIRUPATTUR
635 601
S.H. COLLEGE

Curriculum design applicable to real life situation

S. No	Curriculum design applicable to real life situation	Frequency	Percent
1.	Yes	3	100
Total		5	100



Fig 12: curriculum design applicable to real life situation

E. K. S.

A circular purple stamp with the text: DEPT. OF SOCIAL WORK (HRM), TIRUPATTUR, 635 601, S.H. COLLEGE.

Curriculum structure relevant to the progress of higher education

S. No	Curriculum structure relevant to the progress of higher education	Frequency	Percent
1.	Yes	3	100
Total		3	100




Fig 13: Curriculum structure relevant to the progress of higher education

E. K.



The prescribed curriculum design helped you to gain knowledge

S. No	The prescribed curriculum design helped you to gain knowledge	Frequency	Percent
1.	Yes	3	100
Total		3	100

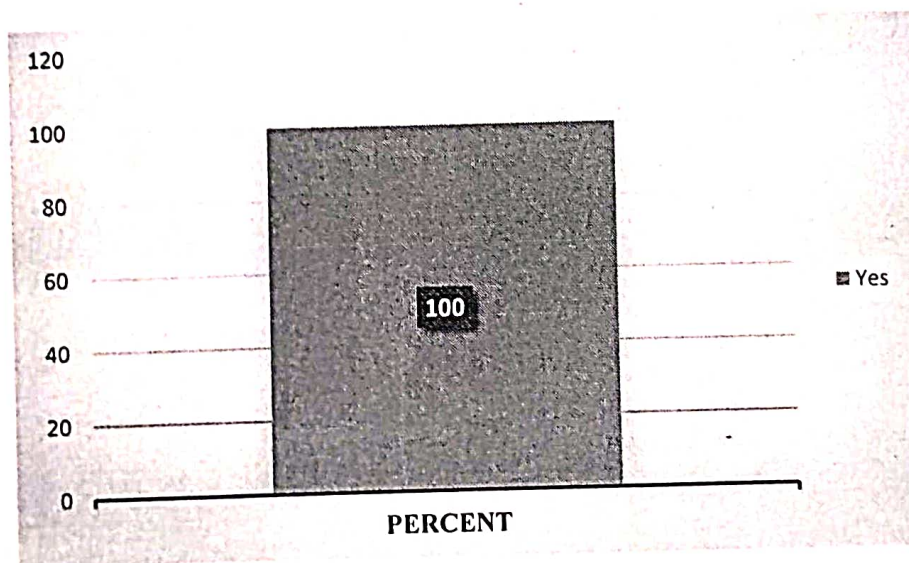


Fig 14: The prescribed curriculum design helped you to gain knowledge

E. Kiran



STUDENTS FEEDBACK 2022- 2023

MSW (HRM)

EVEN SEMESTER

Synchronization of Theory and Practical

S. No	Synchronization of Theory and Practical	Frequency	Percent
1	Good	8	21.6
2	Very Good	13	35.1
3	Excellent	16	43.2
	Total	37	100.0

Availability of Textbooks Study materials

S. No	Availability of Textbooks Study materials	Frequency	Percent
1	Good	11	29.7
2	Very Good	12	32.4
3	Excellent	14	37.8
	Total	37	100.0

Coverage of Modern Advance Topics

S. No	Coverage of Modern Advance Topics	Frequency	Percent
1	Good	8	21.6
2	Very Good	18	48.6
3	Excellent	11	29.7
	Total	37	100.0



Subject Satisfaction

S.No	Subject Satisfaction	Frequency	Percent
1	Good	9	24.3
2	Very Good	15	40.5
3	Excellent	13	35.1
	Total	37	100.0

Usage of Techlogy and Teaching Aids

S. No	Usage of Techlogy and Teaching Aids	Frequency	Percent
1	Good	10	27.0
2	Very Good	12	32.4
3	Excellent	15	40.5
	Total	37	100.0

Students Follow up

S. No	Students Follow up	Frequency	Percent
1	Good	11	29.7
2	Very Good	17	45.9
3	Excellent	9	24.3
	Total	37	100.0

E.his



Usefulness of Tests and Assignments

S.No	Usefulness of Tests and Assignments	Frequency	Percent
1	Satisfactory	2	5.4
2	Good	7	18.9
3	Very Good	22	59.9
4	Excellent	6	16.2
	Total	37	100.0

Overall rating during the program of study


S. No	Overall rating during the program of study	Frequency	Percent
1	Good	12	32.4
2	Very Good	13	35.1
3	Excellent	12	32.4
	Total	37	100.0

The prescribed curriculum design helped you to gain knowledge

S. No	The prescribed curriculum design helped you to gain knowledge	Frequency	Percent
1	No	2	5.4
2	yes	35	94.6
	Total	37	100.0

The curriculum structure progress of higher education

S. No	The curriculum structure progress of higher education	Frequency	Percent
1	Yes	37	100.0



Is the curriculum design applicable to real life situation

S. No	Is the curriculum design applicable to real life situation	Frequency	Percent
1	No	4	10.8
2	yes	33	89.2
	Total	37	100.0

Has the curriculum structure Kindled research aptitude

S. No	Has the curriculum structure Kindled research aptitude	Frequency	Percent
1	Yes	37	100.0

Is the curriculum structure helpful your career

S. No	Is the curriculum structure helpful your career	Frequency	Percent
1	No	2	5.4
2	yes	35	94.6
	Total	37	100.0

The curriculum is helpful to making you as an entrepreneur

S. No	The curriculum is helpful to making you as an entrepreneur	Frequency	Percent
1	Disagree	17	45.9
2	Neutral	4	10.8
3	Strongly Agree	16	43.2
	Total	37	100.0



E. h