



SACRED HEART COLLEGE (AUTONOMOUS)

Tirupattur – 635 601, Tamil Nadu, S.India

Resi : (04179) 220103

College : (04179) 220553

Fax : (04179) 226423

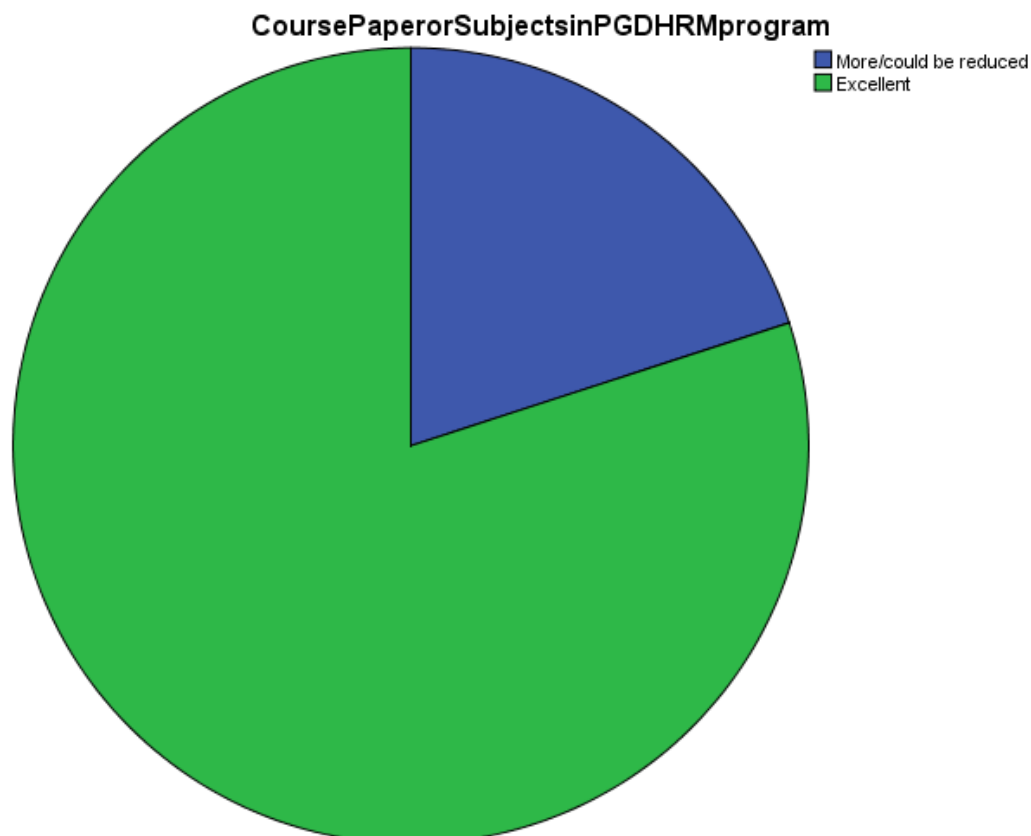
Ready for
Everv Good Work

A Don Bosco Institution of Higher Education, Founded in 1951 * Affiliated to Thiruvalluvar University, Vellore * Autonomous since 1987

Accredited by NAAC (4th Cycle – under RAF) with CGPA of 3.31 / 4 at 'A+' Grade

PG Diploma in Human Resource Management
PG & Research Department of Management Studies
Sacred Heart College, (Autonomous), Tirupattur
Course / Curriculum –Employer Feedback 2022-2023

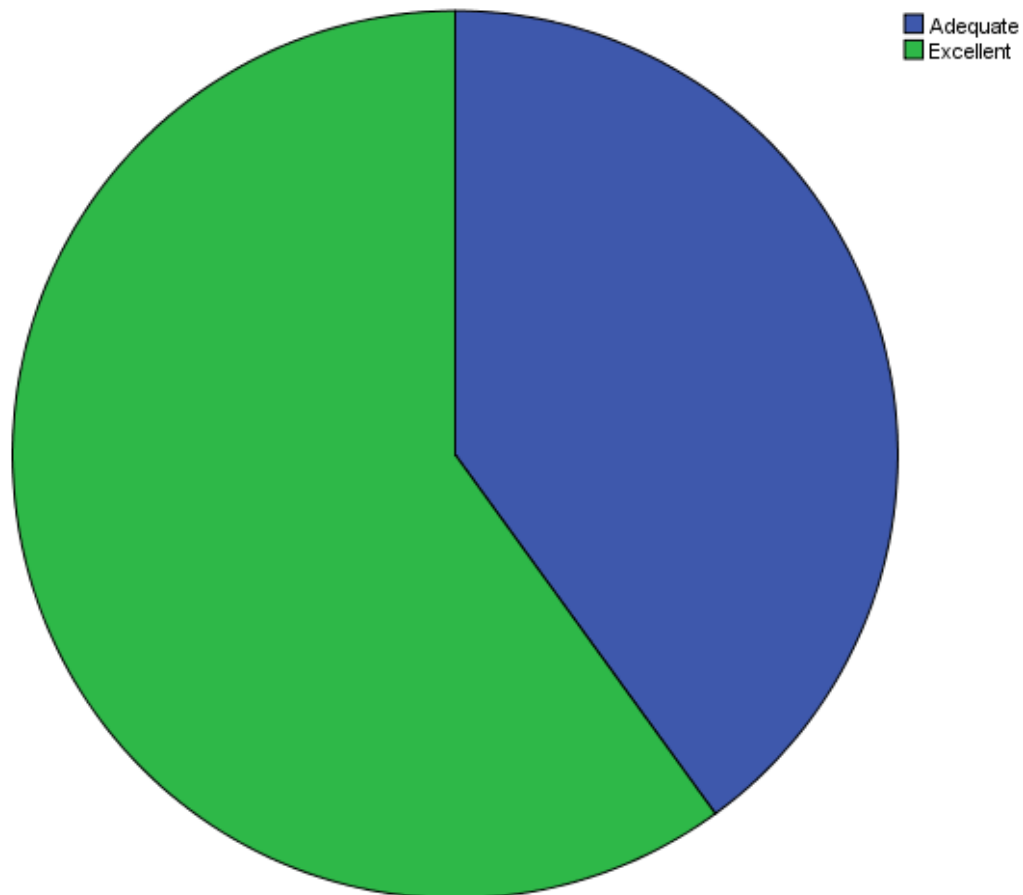
		CoursePaperorSubjectsinPGDHRMprogram			
		Frequency	Percent	Valid Percent	Cumulative Percent
Valid	More/could be reduced	1	20.0	20.0	20.0
	Excellent	4	80.0	80.0	100.0
	Total	5	100.0	100.0	



Content of the course

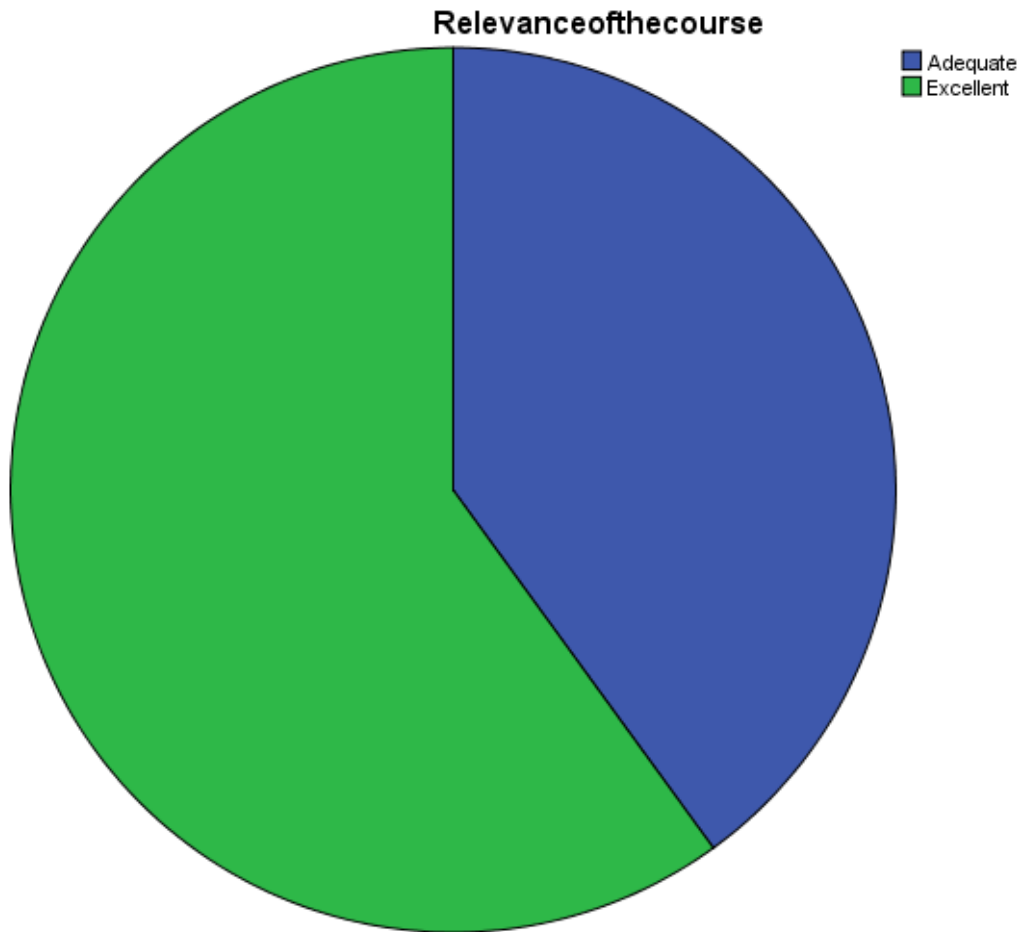
	Frequency	Percent	Valid Percent	Cumulative Percent
Valid Adequate	2	40.0	40.0	40.0
Excellent	3	60.0	60.0	100.0
Total	5	100.0	100.0	

Contentofthecourse



Relevance of the course

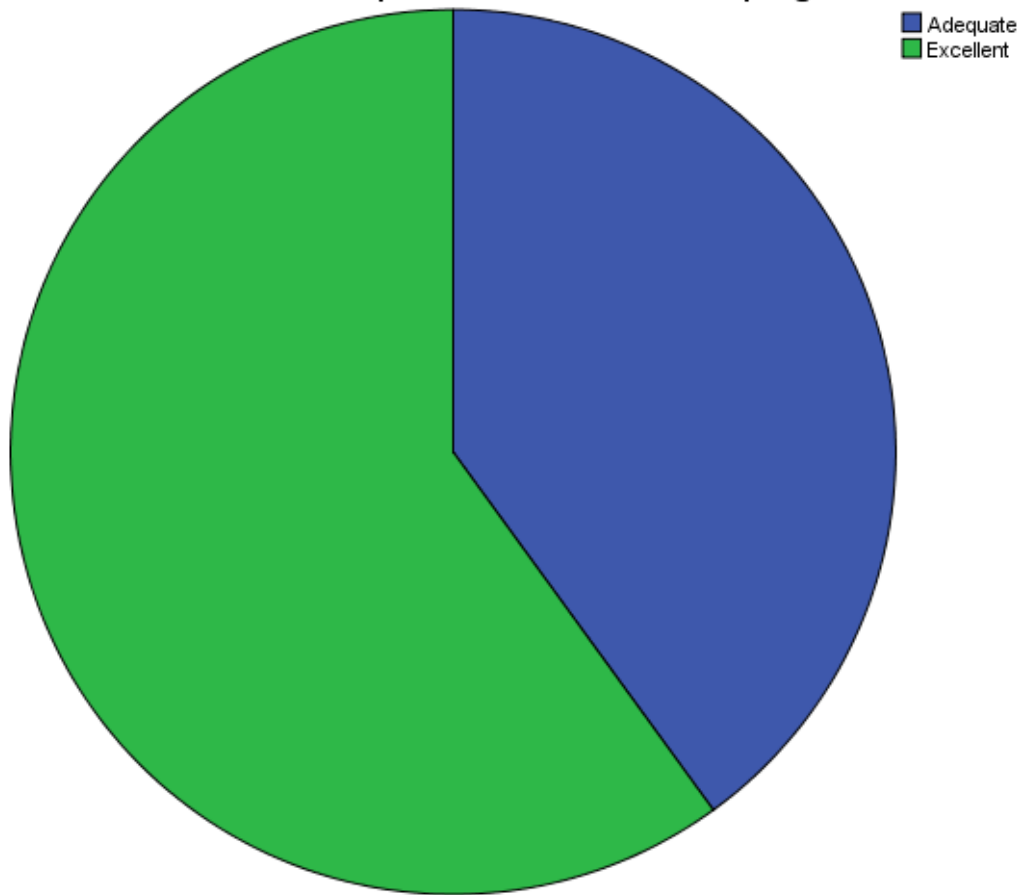
	Frequency	Percent	Valid Percent	Cumulative Percent
Valid Adequate	2	40.0	40.0	40.0
Excellent	3	60.0	60.0	100.0
Total	5	100.0	100.0	



Sequence of the courses in the program

	Frequency	Percent	Valid Percent	Cumulative Percent
Valid Adequate	2	40.0	40.0	40.0
Excellent	3	60.0	60.0	100.0
Total	5	100.0	100.0	

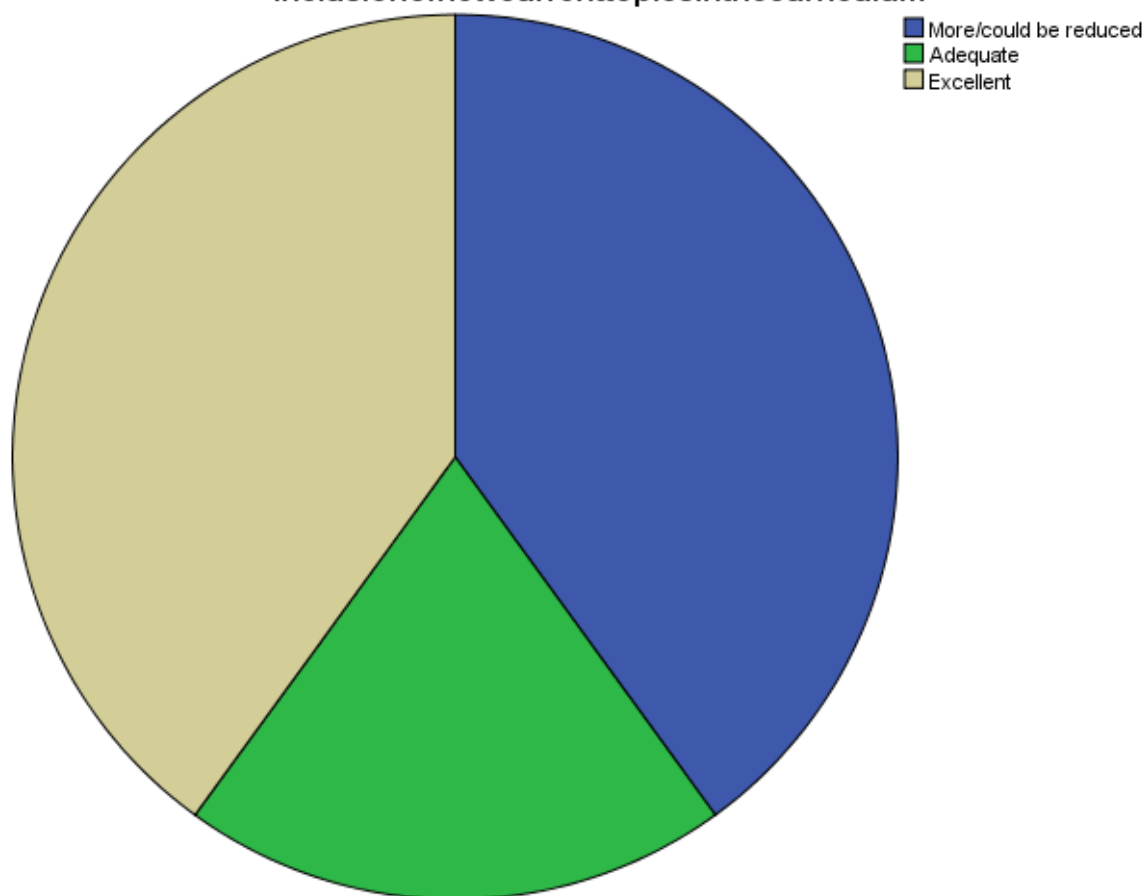
Sequence of the courses in the program



Inclusion of new current topics in the curriculum

		Frequency	Percent	Valid Percent	Cumulative Percent
Valid	More/could be reduced	2	40.0	40.0	40.0
	Adequate	1	20.0	20.0	60.0
	Excellent	2	40.0	40.0	100.0
	Total	5	100.0	100.0	

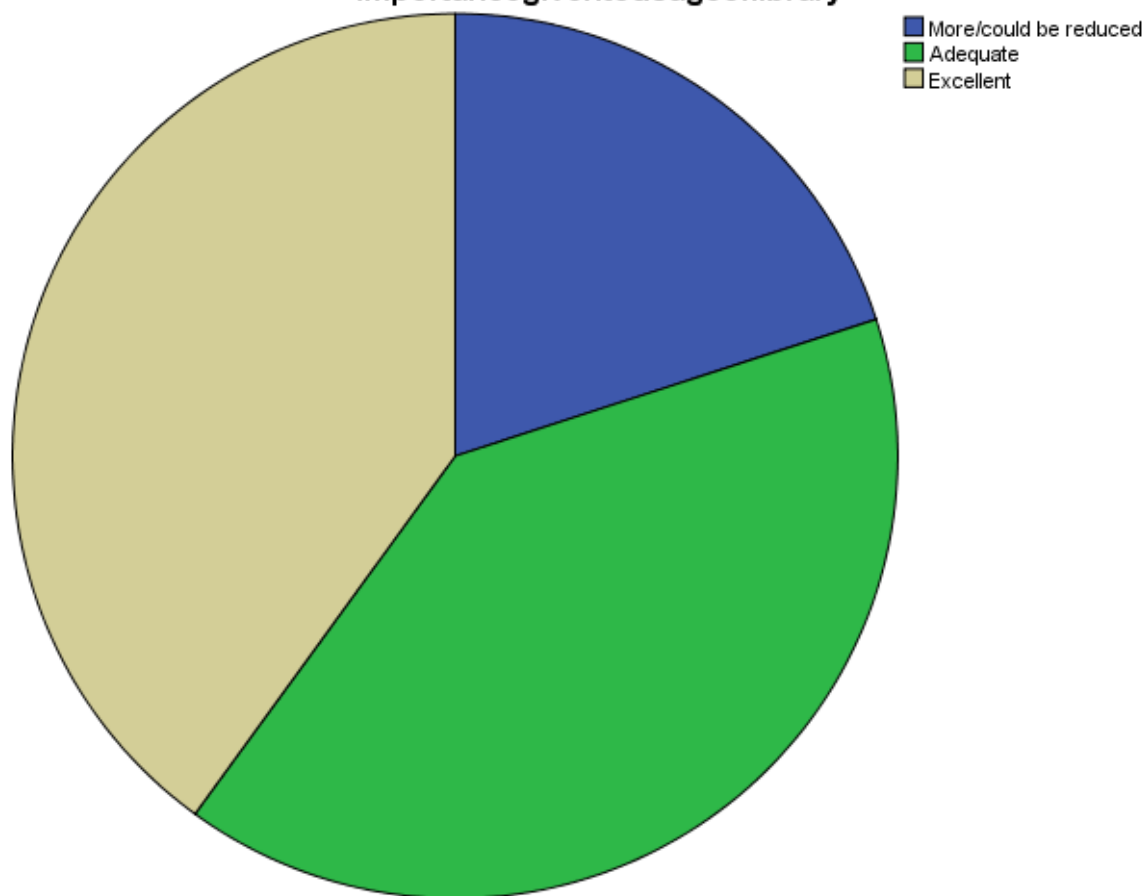
Inclusion of new current topics in the curriculum



Importance given to usage of library

		Frequency	Percent	Valid Percent	Cumulative Percent
Valid	More/could be reduced	1	20.0	20.0	20.0
	Adequate	2	40.0	40.0	60.0
	Excellent	2	40.0	40.0	100.0
	Total	5	100.0	100.0	

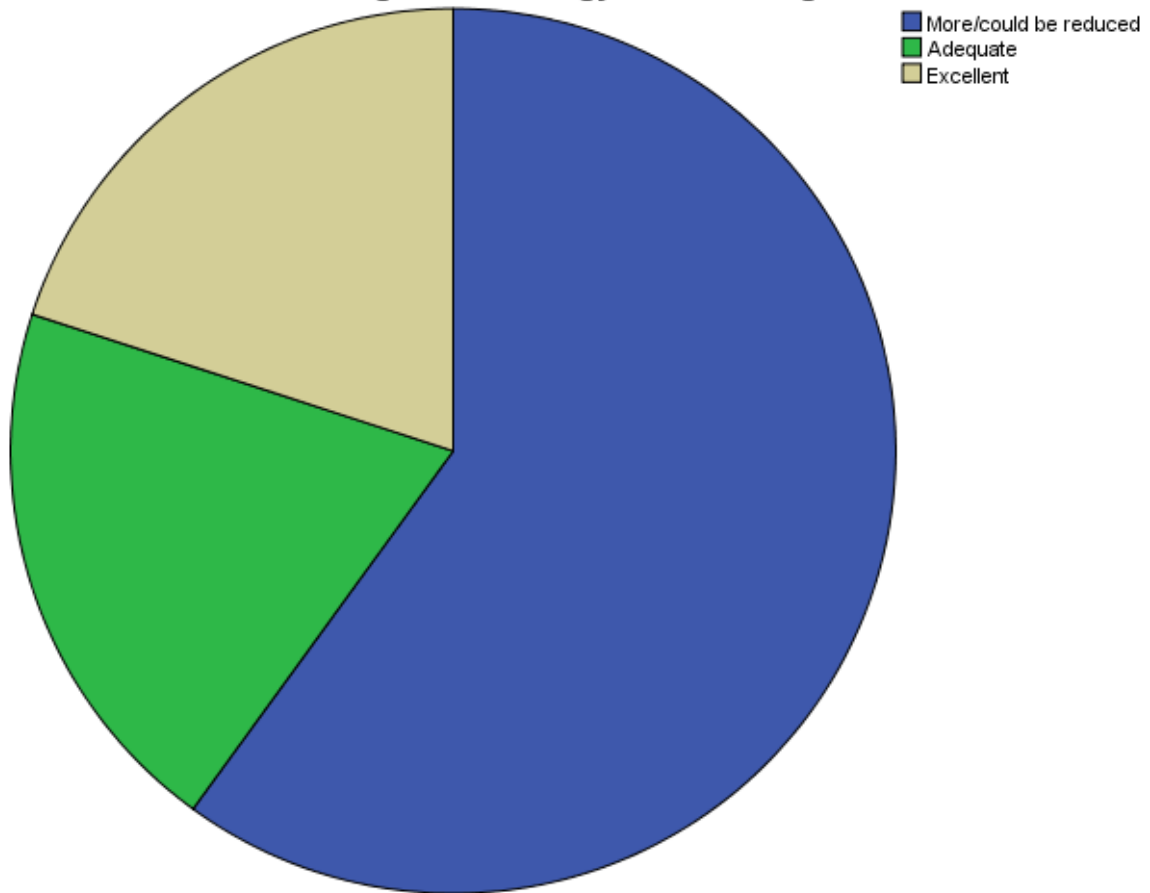
Importance given to usage of library



Usage of Technology other teaching aids

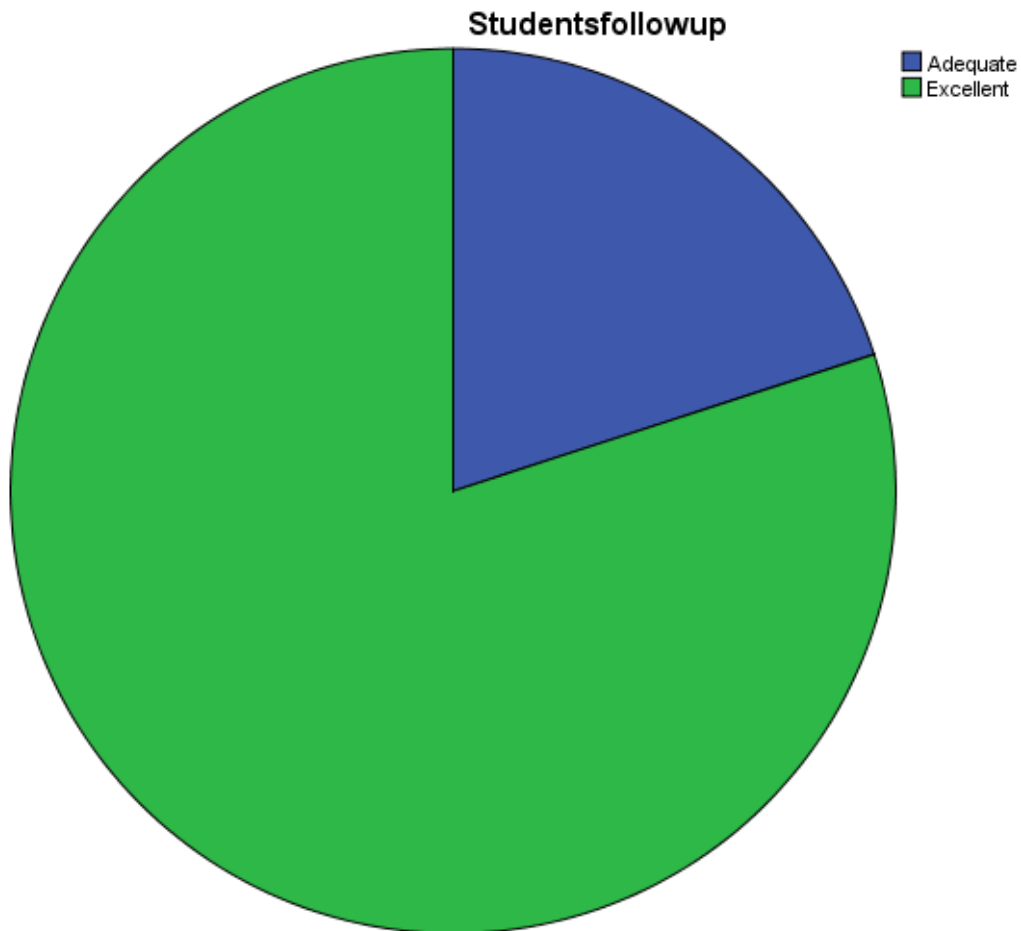
		Frequency	Percent	Valid Percent	Cumulative Percent
Valid	More/could be reduced	3	60.0	60.0	60.0
	Adequate	1	20.0	20.0	80.0
	Excellent	1	20.0	20.0	100.0
	Total	5	100.0	100.0	

Usage of Technology other teaching aids



Students follow up

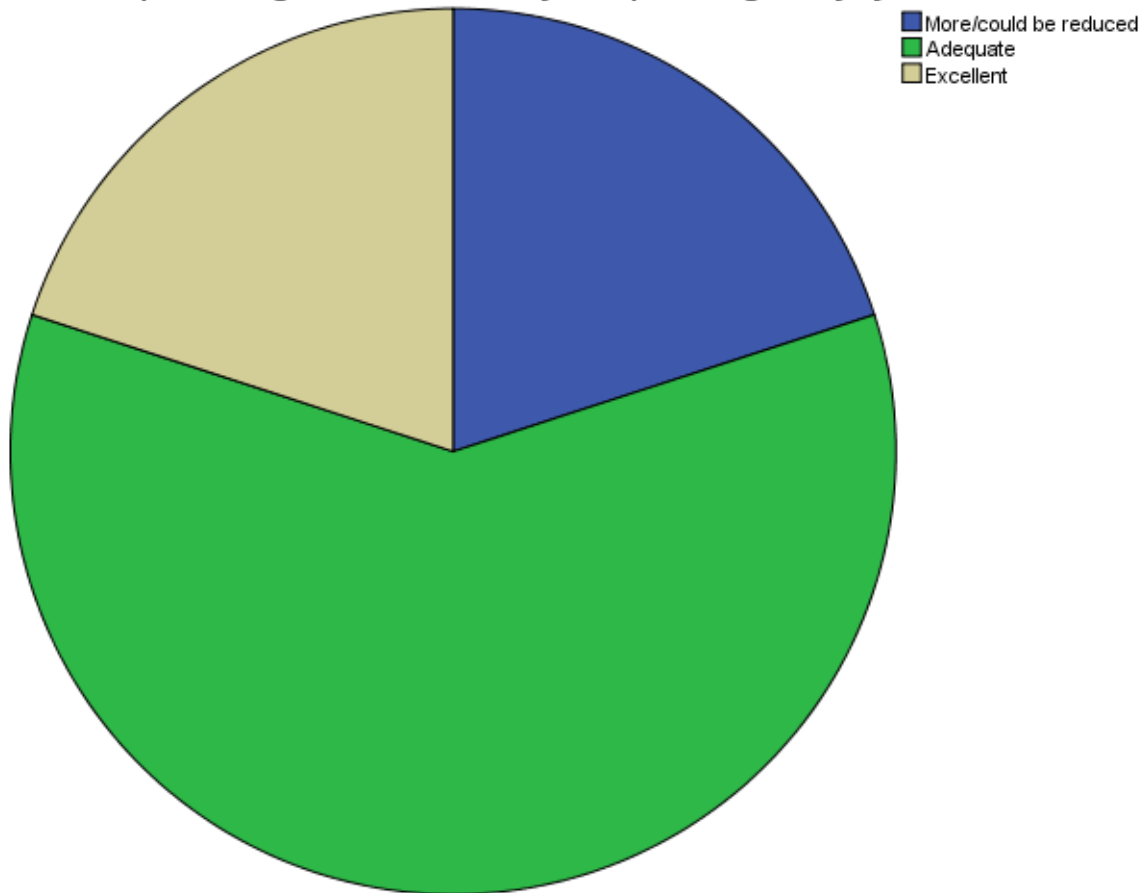
	Frequency	Percent	Valid Percent	Cumulative Percent
Valid Adequate	1	20.0	20.0	20.0
Excellent	4	80.0	80.0	100.0
Total	5	100.0	100.0	



Importance given for Punctuality Discipline Regularity Systematic Work

		Frequency	Percent	Valid Percent	Cumulative Percent
Valid	More/could be reduced	1	20.0	20.0	20.0
	Adequate	3	60.0	60.0	80.0
	Excellent	1	20.0	20.0	100.0
	Total	5	100.0	100.0	

Importance given for Punctuality Discipline Regularity Systematic Work



Importance given for the development of problem solving skills

		Frequency	Percent	Valid Percent	Cumulative Percent
Valid	More/could be reduced	2	40.0	40.0	40.0
	Adequate	2	40.0	40.0	80.0
	Excellent	1	20.0	20.0	100.0
	Total	5	100.0	100.0	

Importance given for the development of problem solving skills

