



# SACRED HEART COLLEGE (AUTONOMOUS)

Tirupattur – 635 601, Tamil Nadu, S.India

Resi : (04179) 220103

College : (04179) 220553

Fax : (04179) 226423

Ready for  
Everv Good Work

A Don Bosco Institution of Higher Education, Founded in 1951 \* Affiliated to Thiruvalluvar University, Vellore \* Autonomous since 1987

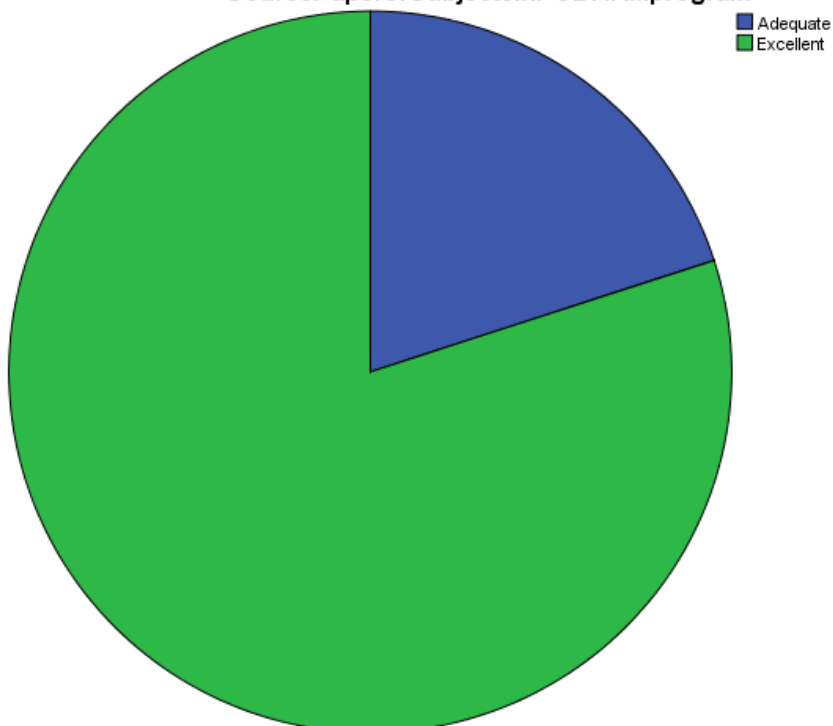
Accredited by NAAC (4<sup>th</sup> Cycle – under RAF) with CGPA of 3.31 / 4 at 'A+' Grade

## PG Diploma in HRM PG & Research Department of Management Studies Sacred Heart College, (Autonomous), Tirupattur Course / Curriculum – Peer Feedback 2018-2019

### Course Paper or Subjects in PGDHRM program

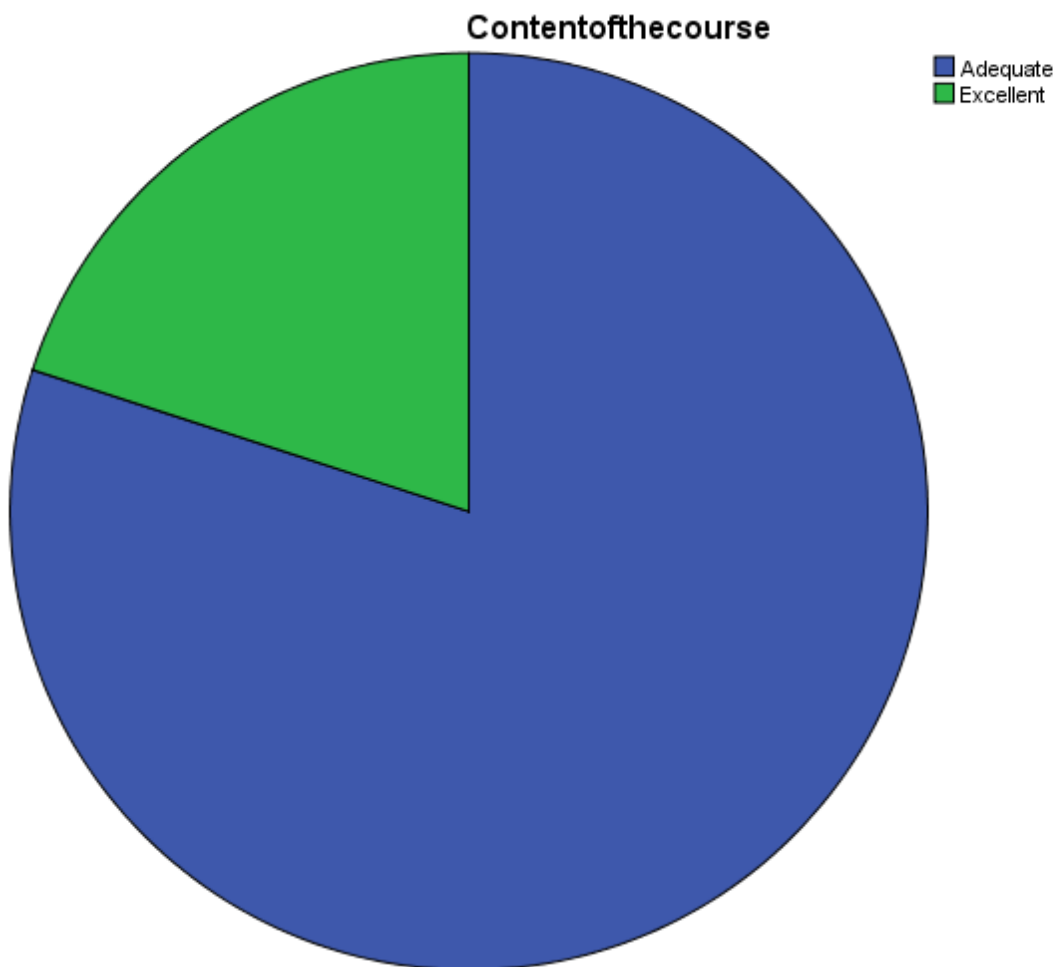
		Frequency	Percent	Valid Percent	Cumulative Percent
Valid	Adequate	1	16.7	20.0	20.0
	Excellent	4	66.7	80.0	100.0
	Total	5	83.3	100.0	
Missing	System	1	16.7		
Total		6	100.0		

CoursePaperorSubjectsinPGDHRMprogram



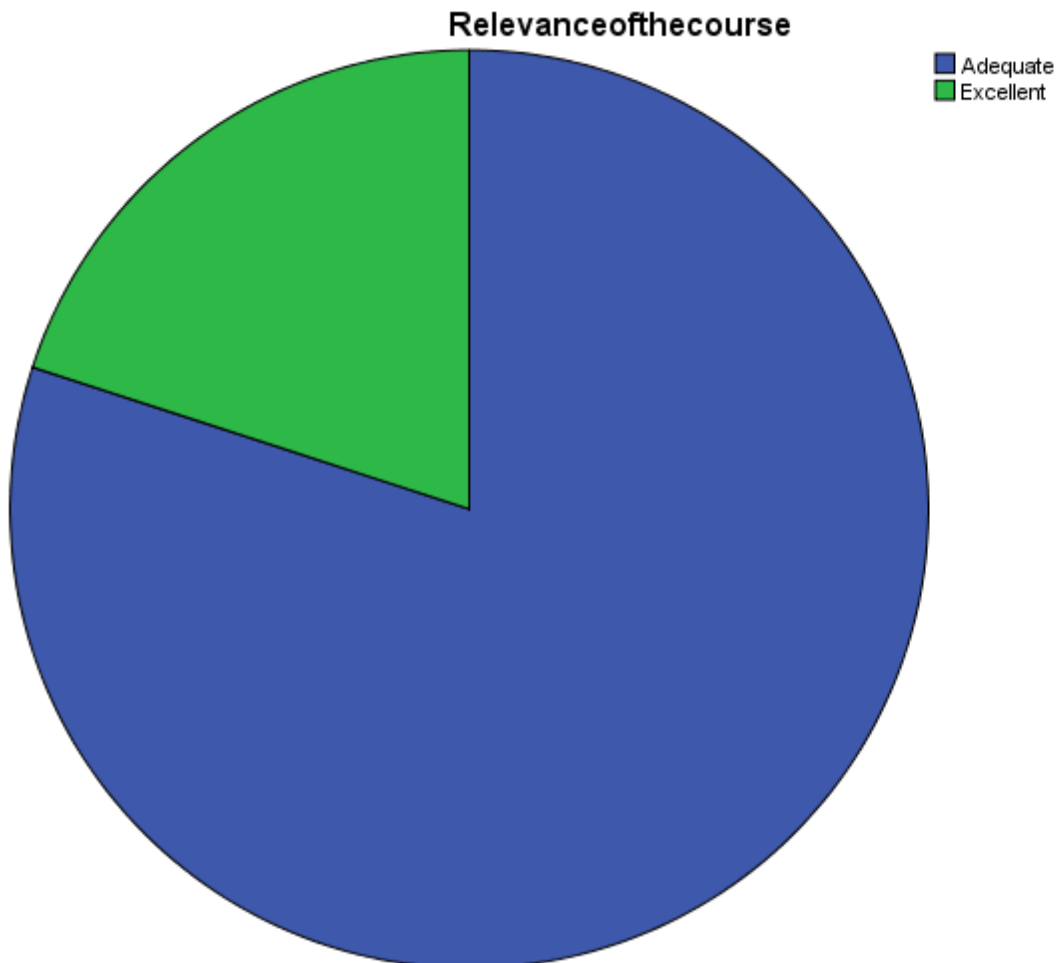
**Content of the course**

		Frequency	Percent	Valid Percent	Cumulative Percent
Valid	Adequate	4	66.7	80.0	80.0
	Excellent	1	16.7	20.0	100.0
	Total	5	83.3	100.0	
Missing	System	1	16.7		
Total		6	100.0		



**Relevance of the course**

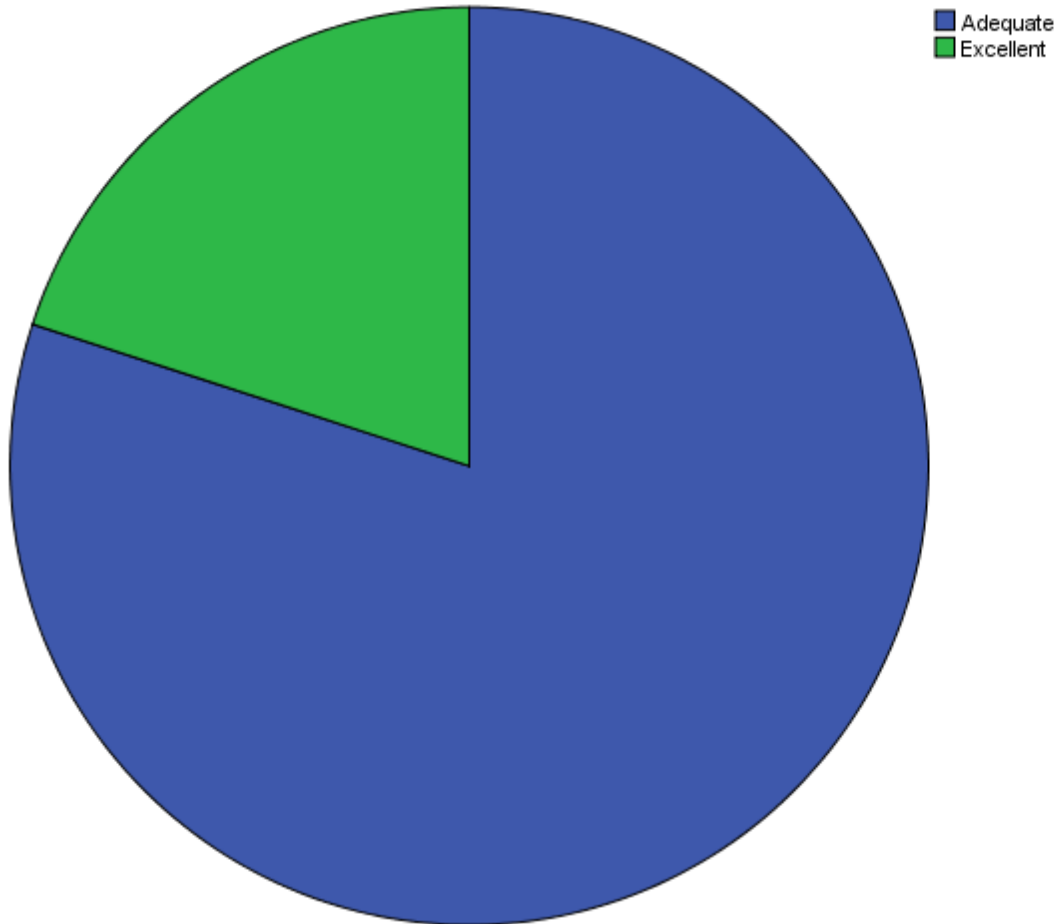
		Frequency	Percent	Valid Percent	Cumulative Percent
Valid	Adequate	4	66.7	80.0	80.0
	Excellent	1	16.7	20.0	100.0
	Total	5	83.3	100.0	
Missing	System	1	16.7		
Total		6	100.0		



**Sequence of the courses in the program**

		Frequency	Percent	Valid Percent	Cumulative Percent
Valid	Adequate	4	66.7	80.0	80.0
	Excellent	1	16.7	20.0	100.0
	Total	5	83.3	100.0	
Missing	System	1	16.7		
Total		6	100.0		

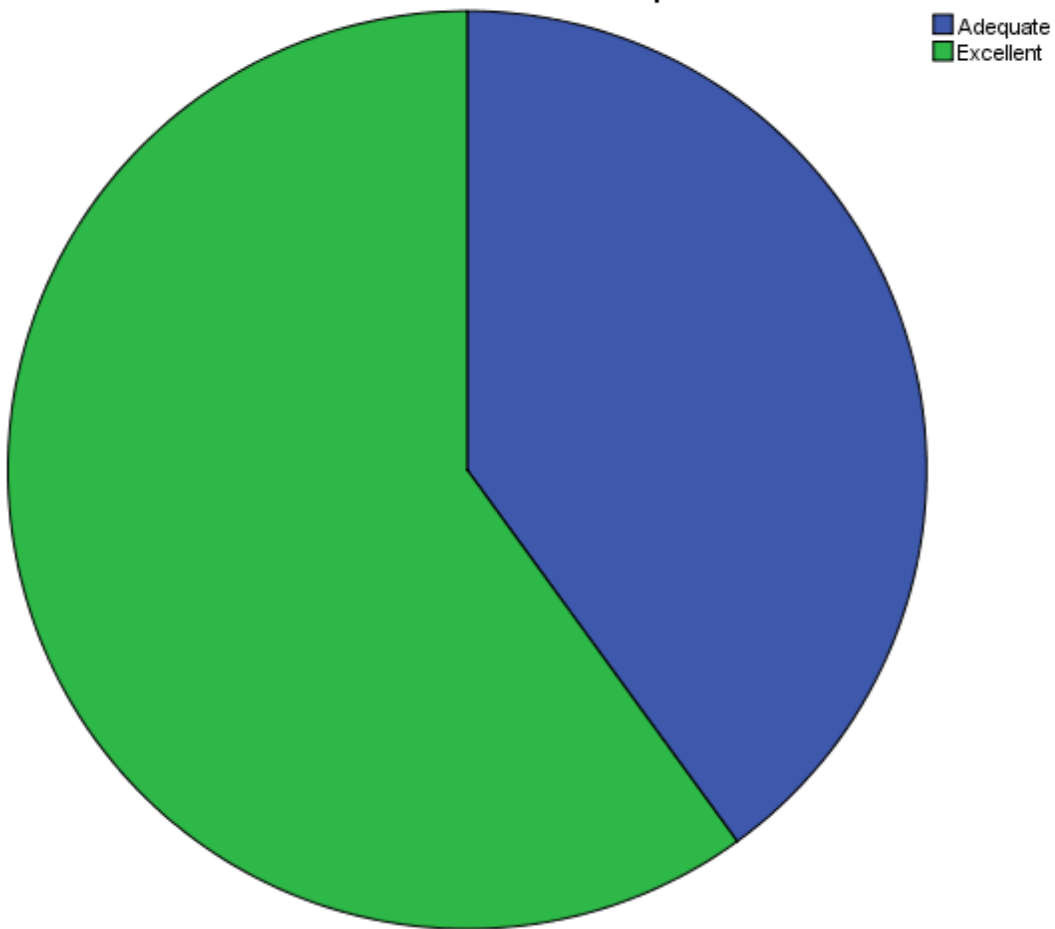
**Sequenceofthecoursesintheprogram**



**Inclusion of new current topics in the curriculum**

		Frequency	Percent	Valid Percent	Cumulative Percent
Valid	Adequate	2	33.3	40.0	40.0
	Excellent	3	50.0	60.0	100.0
	Total	5	83.3	100.0	
Missing	System	1	16.7		
Total		6	100.0		

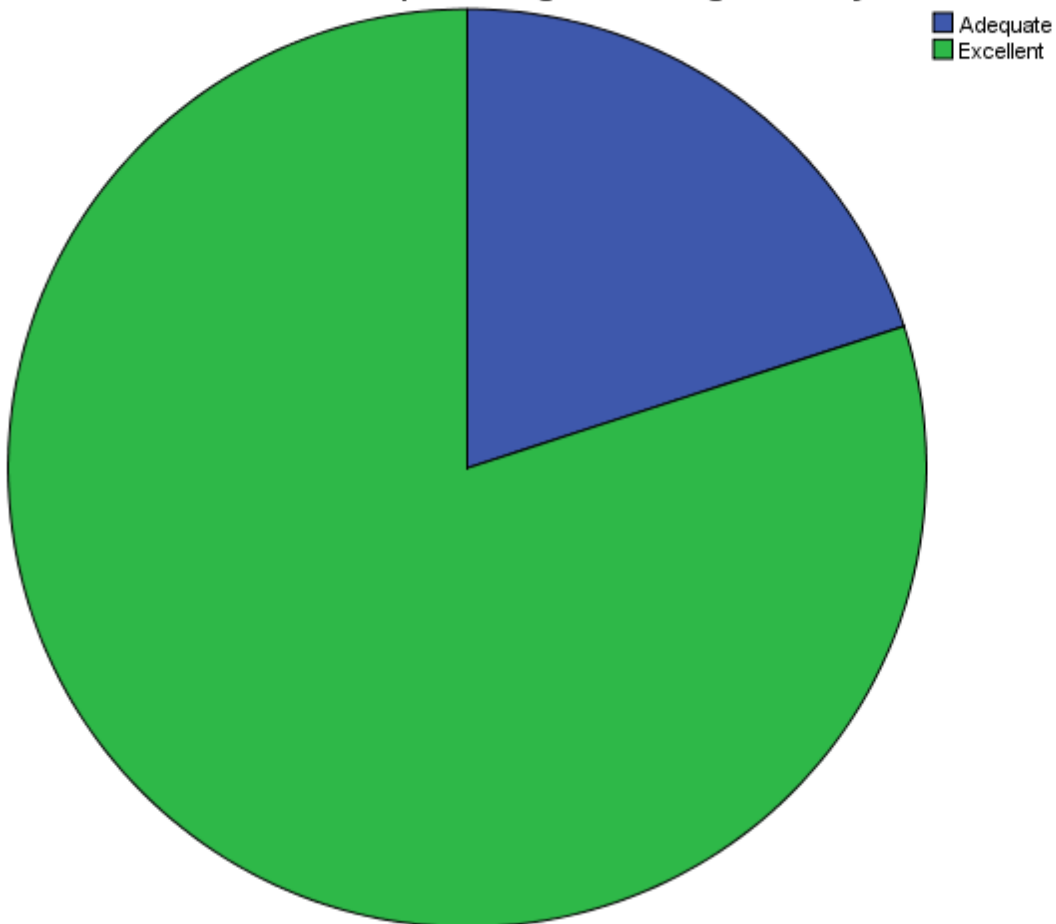
**Inclusion of new current topics in the curriculum**



**Importance given to usage of library**

		Frequency	Percent	Valid Percent	Cumulative Percent
Valid	Adequate	1	16.7	20.0	20.0
	Excellent	4	66.7	80.0	100.0
	Total	5	83.3	100.0	
Missing	System	1	16.7		
Total		6	100.0		

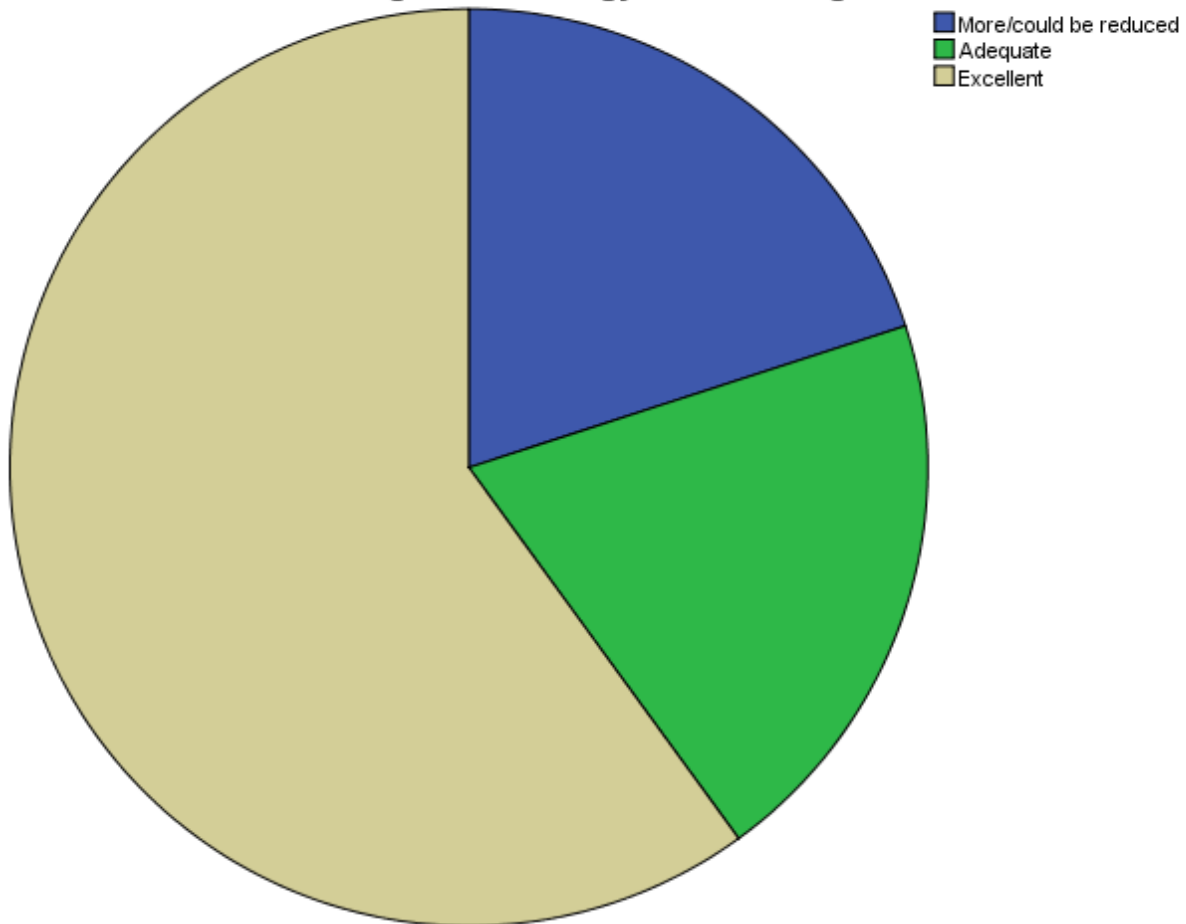
**Importance given to usage of library**



**Usage of Technology other teaching aids**

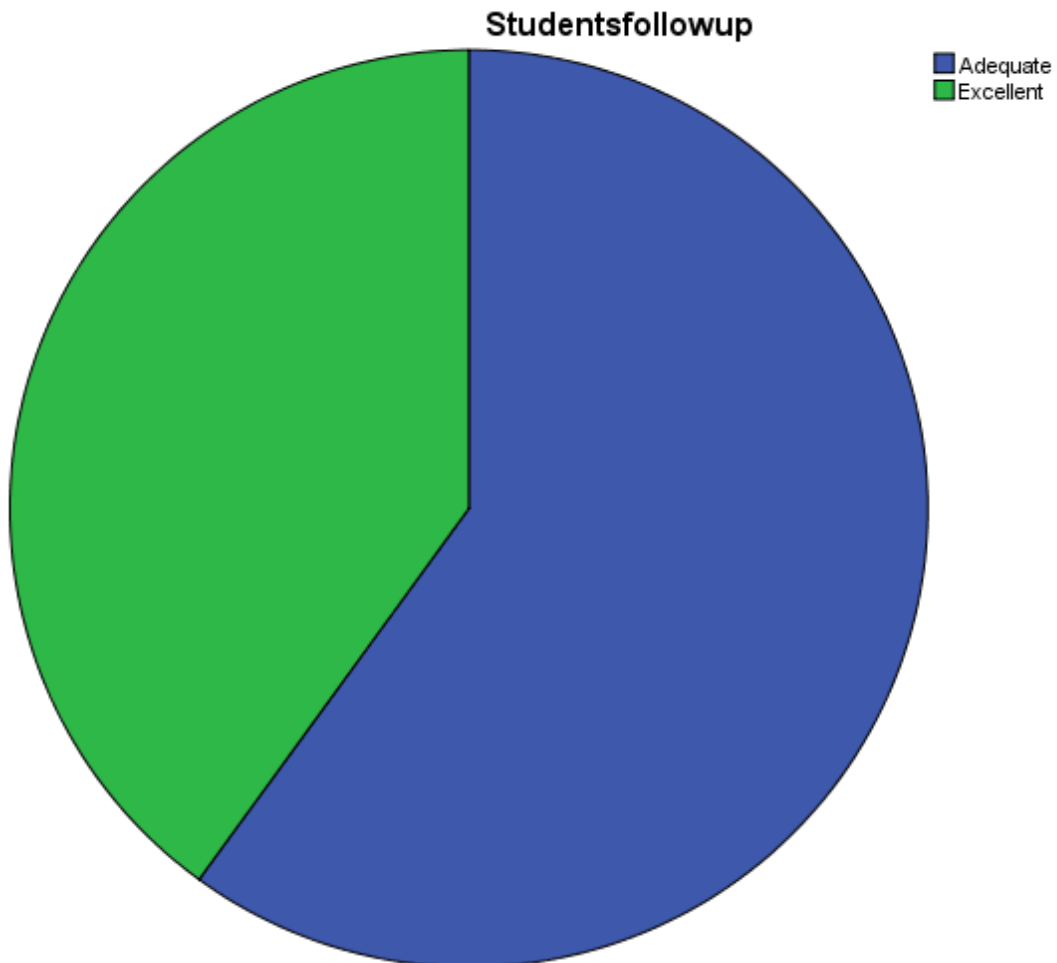
		Frequency	Percent	Valid Percent	Cumulative Percent
Valid	More/could be reduced	1	16.7	20.0	20.0
	Adequate	1	16.7	20.0	40.0
	Excellent	3	50.0	60.0	100.0
	Total	5	83.3	100.0	
Missing	System	1	16.7		
Total		6	100.0		

**Usage of Technology other teaching aids**



**Students follow up**

		Frequency	Percent	Valid Percent	Cumulative Percent
Valid	Adequate	3	50.0	60.0	60.0
	Excellent	2	33.3	40.0	100.0
	Total	5	83.3	100.0	
Missing	System	1	16.7		
Total		6	100.0		

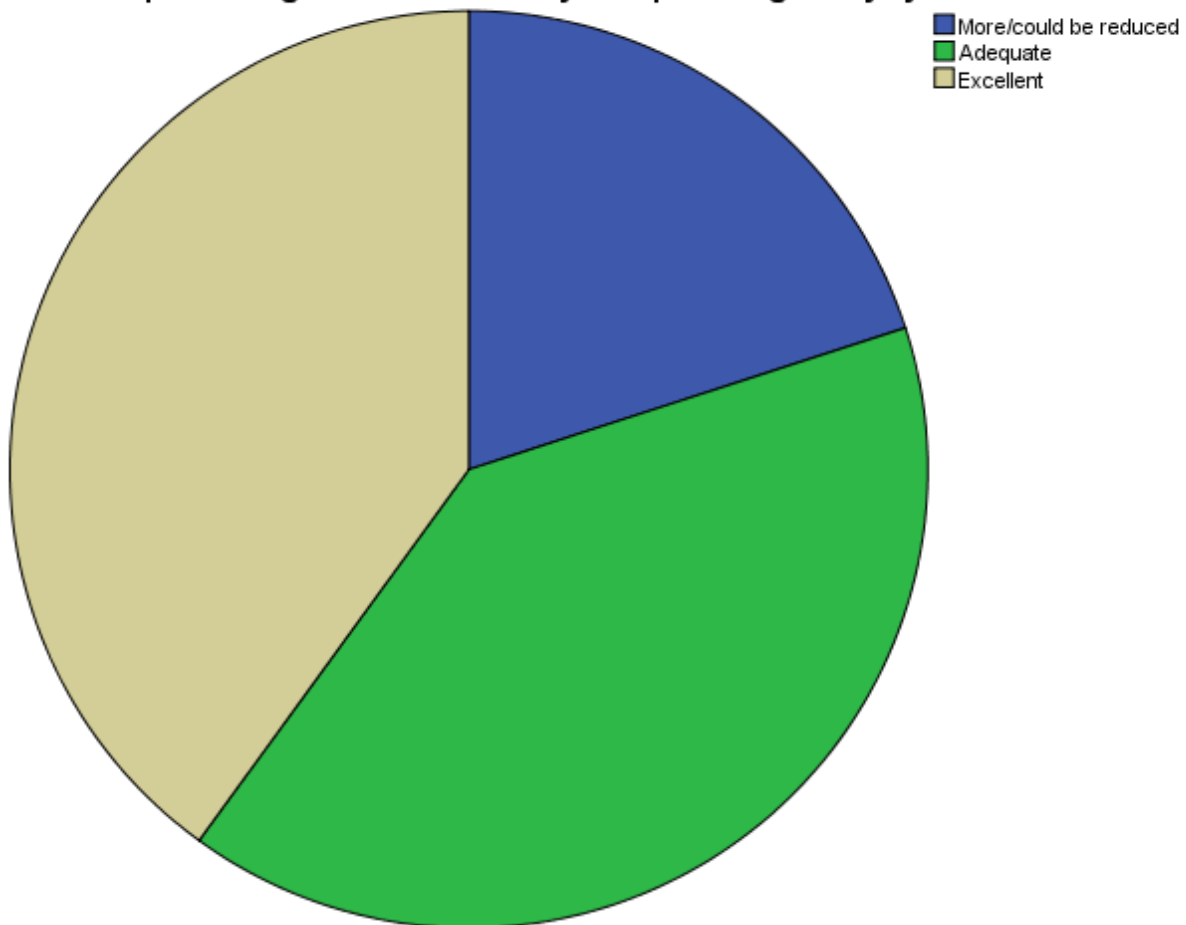




**Importance given for Punctuality Discipline Regularity Systematic Work**

		Frequency	Percent	Valid Percent	Cumulative Percent
Valid	More/could be reduced	1	16.7	20.0	20.0
	Adequate	2	33.3	40.0	60.0
	Excellent	2	33.3	40.0	100.0
Total		5	83.3	100.0	
Missing	System	1	16.7		
Total		6	100.0		

**Importance given for Punctuality Discipline Regularity Systematic Work**



**Importance given for the development of problem solving skills**

		Frequency	Percent	Valid Percent	Cumulative Percent
Valid	More/could be reduced	1	16.7	20.0	20.0
	Adequate	2	33.3	40.0	60.0
	Excellent	2	33.3	40.0	100.0
	Total	5	83.3	100.0	
Missing	System	1	16.7		
Total		6	100.0		

**Importance given for the development of problem solving skills**

