



# SACRED HEART COLLEGE (AUTONOMOUS)

Tirupattur – 635 601, Tamil Nadu, S.India

Resi : (04179) 220103

College : (04179) 220553

Fax : (04179) 226423

Ready for  
Everv Good Work

A Don Bosco Institution of Higher Education, Founded in 1951 \* Affiliated to Thiruvalluvar University, Vellore \* Autonomous since 1987

Accredited by NAAC (4<sup>th</sup> Cycle – under RAF) with CGPA of 3.31 / 4 at 'A+' Grade

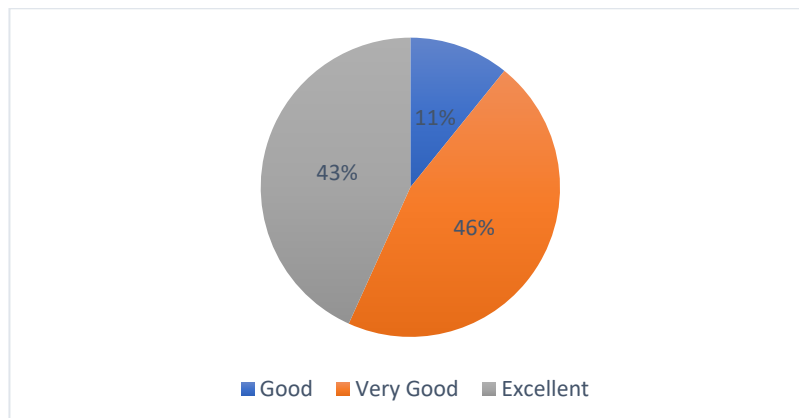
## STUDENTS FEEDBACK 2022- 2023

### MSW (HRM)

### ODD SEMESTER

#### Synchronization of Theory and Practical

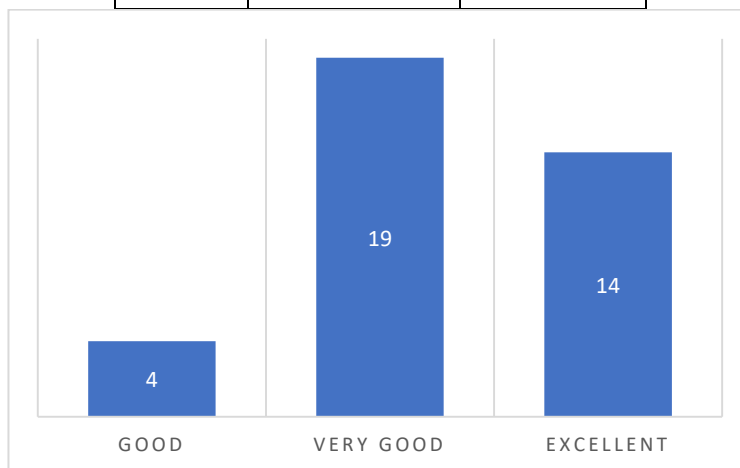
S. No	Frequency	Percent
Good	4	10.8
Very Good	17	45.9
Excellent	16	43.2
Total	37	100.0



*Fig1: Synchronization of Theory and Practical*

### Availability of Textbooks Study materials

S. No	Frequency	Percent
Good	4	10.8
Very Good	19	51.4
Excellent	14	37.8
Total	37	100.0



*Fig2: Availability of Textbooks Study materials*

### Coverage of Modern Advance Topics

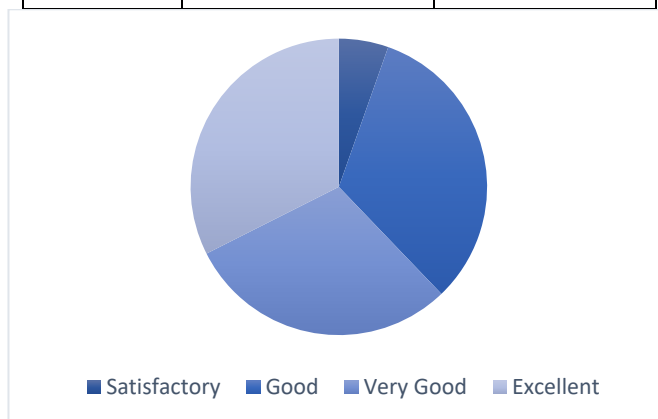
S. No	Frequency	Percent
Good	8	21.6
Very Good	17	45.9
Excellent	12	32.4
Total	37	100.0



**Fig3: Coverage of Modern Advance Topics**

**Subject Satisfaction**

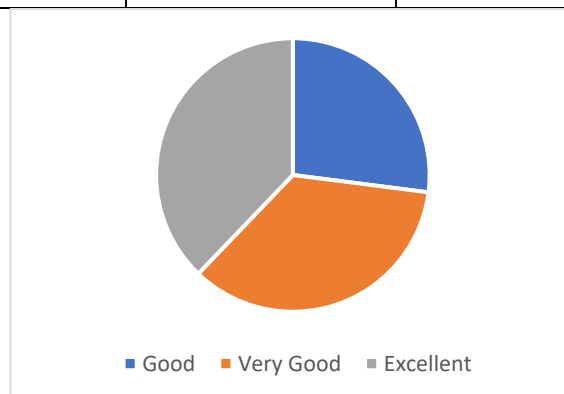
S. No	Frequency	Percent
Satisfactory	2	5.4
Good	12	32.4
Very Good	11	29.7
Excellent	12	32.4
<b>Total</b>	<b>37</b>	<b>100.0</b>



**Fig 4: Subject Satisfaction**

### Usage of Techlogy and Teaching Aids

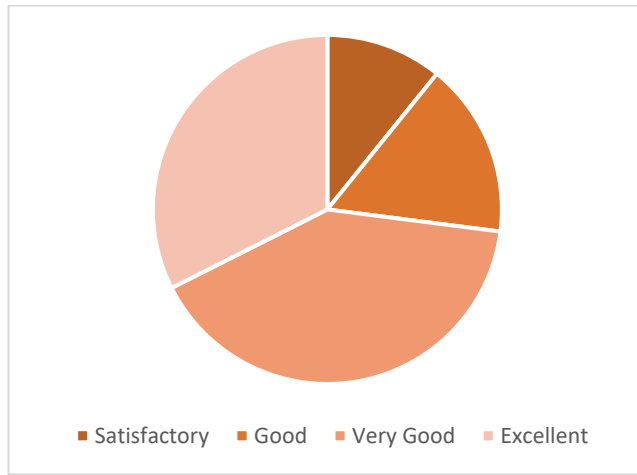
S. No	Frequency	Percent
Good	10	27.0
Very Good	13	35.1
Excellent	14	37.8
<b>Total</b>	<b>37</b>	<b>100.0</b>



*Fig 5: Usage of Techlogy and Teaching Aids*

### Students Follow up

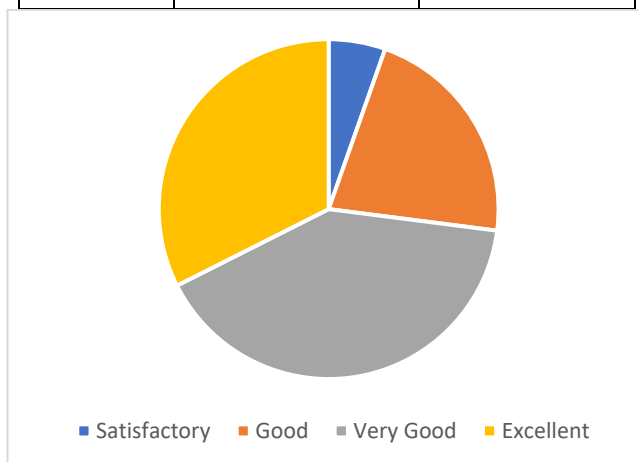
S. No	Frequency	Percent
Satisfactory	4	10.8
Good	6	16.2
Very Good	15	40.5
Excellent	12	32.4
<b>Total</b>	<b>37</b>	<b>100.0</b>



**Fig 6: Students Follow up**

**Usefulness of Tests and Assignments**

S. No	Frequency	Percent
Satisfactory	2	5.4
Good	8	21.6
Very Good	15	40.5
Excellent	12	32.4
Total	37	100.0



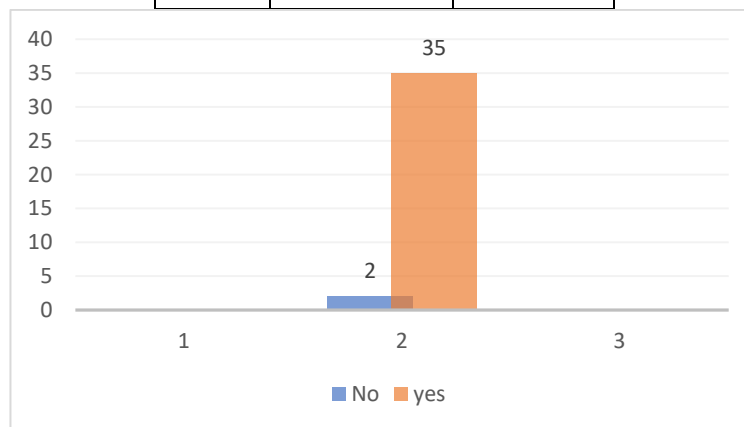
**Fig 7: Usefulness of Tests and Assignments**

**Overall rating during the program of study**

S. No	Frequency	Percent
Satisfactory	2	5.4
Good	6	16.2
Very Good	17	45.9
Excellent	12	32.4
Total	37	100.0

**The prescribed curriculum design helped you to gain knowledge**

S. No	Frequency	Percent
No	2	5.4
yes	35	94.6
Total	37	100.0



*Fig 8: The prescribed curriculum design helped you to gain knowledge*

**The curriculum structure progress of higher education**

S. No	Frequency	Percent
No	2	5.4
yes	35	94.6
Total	37	100.0

**Has the curriculum structure Kindled research aptitude**

S. No	Frequency	Percent
No	2	5.4
yes	35	94.6
Total	37	100.0



*Fig 9: curriculum structure Kindled research aptitude*

**Has the curriculum structure Kindled research aptitude**

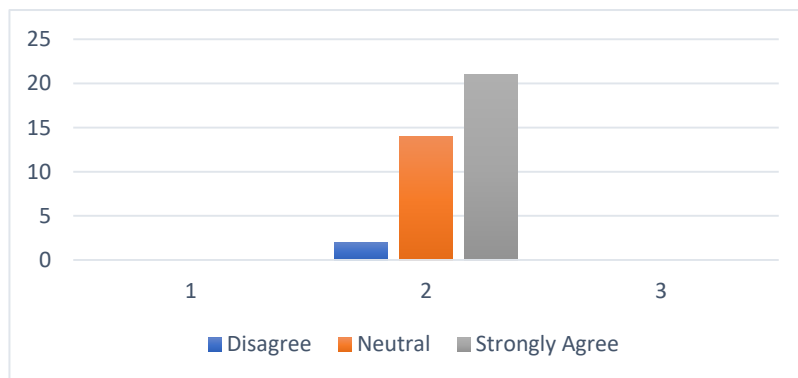
S. No	Frequency	Percent
Yes	37	100.0

**Is the curriculum structure helpful your career**

S. No	Frequency	Percent
No	4	10.8
yes	33	89.2
Total	37	100.0

**The curriculum is helpful to making you as an entrepreneur**

S. No	Frequency	Percent
Disagree	2	5.4
Neutral	14	37.8
Strongly Agree	21	56.8
Total	37	100.0



***Fig 10: The curriculum is helpful to making you as an entrepreneur***



**STUDENTS FEEDBACK 2022- 2023**

**MSW (HRM)**

**EVEN SEMESTER**

**Synchronization of Theory and Practical**

S. No	Synchronization of Theory and Practical	Frequency	Percent
1	Good	8	21.6
2	Very Good	13	35.1
3	Excellent	16	43.2
	<b>Total</b>	<b>37</b>	<b>100.0</b>

**Availability of Textbooks Study materials**

S. No	Availability of Textbooks Study materials	Frequency	Percent
1	Good	11	29.7
2	Very Good	12	32.4
3	Excellent	14	37.8
	<b>Total</b>	<b>37</b>	<b>100.0</b>

**Coverage of Modern Advance Topics**

S. No	Coverage of Modern Advance Topics	Frequency	Percent
1	Good	8	21.6
2	Very Good	18	48.6
3	Excellent	11	29.7
	<b>Total</b>	<b>37</b>	<b>100.0</b>

### Subject Satisfaction

S.No	Subject Satisfaction	Frequency	Percent
1	Good	9	24.3
2	Very Good	15	40.5
3	Excellent	13	35.1
	<b>Total</b>	<b>37</b>	<b>100.0</b>

### Usage of Techlogy and Teaching Aids

S. No	Usage of Techlogy and Teaching Aids	Frequency	Percent
1	Good	10	27.0
2	Very Good	12	32.4
3	Excellent	15	40.5
	<b>Total</b>	<b>37</b>	<b>100.0</b>

### Students Follow up

S. No	Students Follow up	Frequency	Percent
1	Good	11	29.7
2	Very Good	17	45.9
3	Excellent	9	24.3
	<b>Total</b>	<b>37</b>	<b>100.0</b>

### Usefulness of Tests and Assignments

S.No	Usefulness of Tests and Assignments	Frequency	Percent
1	Satisfactory	2	5.4
2	Good	7	18.9
3	Very Good	22	59.9
4	Excellent	6	16.2
	<b>Total</b>	<b>37</b>	<b>100.0</b>

### **Overall rating during the program of study**

S. No	Overall rating during the program of study	Frequency	Percent
1	Good	12	32.4
2	Very Good	13	35.1
3	Excellent	12	32.4
	Total	37	100.0

### **The prescribed curriculum design helped you to gain knowledge**

S. No	The prescribed curriculum design helped you to gain knowledge	Frequency	Percent
1	No	2	5.4
2	yes	35	94.6
	Total	37	100.0

### **The curriculum structure progress of higher education**

S. No	The curriculum structure progress of higher education	Frequency	Percent
1	Yes	37	100.0

**Is the curriculum design applicable to real life situation**

<b>S. No</b>	<b>Is the curriculum design applicable to real life situation</b>	<b>Frequency</b>	<b>Percent</b>
1	No	4	10.8
2	yes	33	89.2
	Total	37	100.0

**Has the curriculum structure Kindled research aptitude**

<b>S. No</b>	<b>Has the curriculum structure Kindled research aptitude</b>	<b>Frequency</b>	<b>Percent</b>
1	Yes	37	100.0

**Is the curriculum structure helpful your career**

<b>S. No</b>	<b>Is the curriculum structure helpful your career</b>	<b>Frequency</b>	<b>Percent</b>
1	No	2	5.4
2	yes	35	94.6
	Total	37	100.0

**The curriculum is helpful to making you as an entrepreneur**

<b>S. No</b>	<b>The curriculum is helpful to making you as an entrepreneur</b>	<b>Frequency</b>	<b>Percent</b>
1	Disagree	17	45.9
2	Neutral	4	10.8
3	Strongly Agree	16	43.2
	Total	37	100.0